



2019-2023 CAPITAL IMPROVEMENT PLAN

CITY OF NEW ORLEANS
City Planning Commission

ADOPTED – 25 SEPTEMBER 2018



Acknowledgements

MAYOR

LATOYA CANTRELL

CITY COUNCIL

Jason Rogers Williams	<i>Councilmember-At-Large</i>
Helena Moreno	<i>Councilmember-At-Large</i>
Joseph I. Giarruso	<i>District A</i>
Jay H. Banks	<i>District B</i>
Kristin Gisleson Palmer	<i>District C</i>
Jared C. Brossett	<i>District D</i>
Cyndi N0guyen	<i>District E</i>

CAPITAL PROJECTS ADMINISTRATION

Vincent Smith, *Director*

Joseph W. Threat Sr., *Project Delivery Unit Manager*

Kim T. DeLarge, Jr., *Fiscal Manager*

Jerry Harris

Rodney Dionisio

Ngoc Dang

Miriam Lemann

Palmer Rinehart

Ellen Waguespack

Miguel Viteri

Erika Boerr

Jenn Lilos

Robert Vallejo

CHIEF ADMINISTRATIVE OFFICER

GILBERT A. MONTAÑO

CITY PLANNING COMMISSION

Robert Steeg , *Chair*

Jason Hughes, *Vice Chair*

Kelly Brown

Kyle Wedberg

Eugene Green, Jr.

Jonathan Stewart

Walter Isaacson

Kathleen Lunn

PREPARED BY: CITY PLANNING COMMISSION STAFF

Robert D. Rivers, *Director*

Leslie T. Alley, *Deputy Director*

Paul Cramer

Larry W. Massey, Jr.

Nicolette Jones

Aspen Nero

PHOTO CREDIT:

Cover Photo, Nora Navra Library, 1902 St. Bernard Avenue

Photo provided by Manning Architects

Table of Contents

1. Introduction	1
Purpose of the CIP	1
Capital Expenses vs. Operating Expenses	1
Legal Foundation	1
Plan Development Process	2
Sources of Capital Funds	4
2. 2019-2023 CIP Overview	6
2.1 Summary of Capital Fund Revenues & Expenditures by Source	6
2.2 Summary of Recommended Capital Improvement Expenditures by Agency	7
2.3 Summary Recommended Capital Improvement Expenditures by Program Grouping	8
2.4 Summary of Non-Funded Capital Requests by Program Grouping	9
2.5 Summary of Future Needs and Priorities	10
3. Ongoing Project Highlights	13
4. Recommended Capital Improvement Expenditures by Agency Request	22
5. Appendices	47
Appendix A. Ongoing Non-DPW Capital Projects	47
Appendix B. Ongoing Department of Public Works Projects	56
Appendix C. Public Hearing Minutes	78
Appendix D. Capital Budget Request Form Scoring Matrix	82
Appendix E. City Planning Commission Meeting Minutes	83

1. Introduction

Purpose of the CIP

The Capital Improvement Plan (CIP) is a five-year program for expenditures by the City of New Orleans for permanent physical improvements. The CIP is prepared and adopted annually by the City Planning Commission and is presented as a recommendation to the Mayor and the City Council. Each year, the plan identifies the physical needs of the City's agencies, estimates the costs of proposed projects, and recommends expenditures and sources of funding for priority capital improvements. As such, the CIP plays an integral role in the process of formulating the City's annual capital budget.

Capital Expenses vs. Operating Expenses

Projects considered through the CIP process involve proposed investments in the City's infrastructure and facilities, such as streets, police and fire stations, parks and recreation facilities, libraries, community centers, offices, sanitation facilities, museums and cultural facilities. Although not defined in the Home Rule Charter, capital improvements are referred to there as "permanent physical improvements" and have conventionally been considered by the City as improvements that are expected to have a normal life of ten years or longer. Design, engineering, or architectural fees are often considered part of a capital project. Equipment and objects needed for day-to-day use by City agencies are generally not considered capital improvements, though exceptions have been made for certain pieces of heavy equipment such as fire trucks. Projects intended to last fewer than ten years are funded through the City's operating budget.

Legal Foundation

The City Planning Commission is required under Section 5-402 (4) of the Home Rule Charter of the City of New Orleans to prepare the City's capital improvement plan and to assist the Chief Administrative Officer in the preparation of the annual capital budget. The Home Rule Charter further

requires that the capital improvement plan and the capital budget be consistent with the City's Master Plan.

Plan Development Process

Development of Departmental Requests

Each year, the City's Chief Administrative Officer issues a memorandum setting forth the process and schedule for the preparation and adoption of the City's capital budget. Beginning in June of 2018, each agency of the City was asked to meet with representatives of the Capital Projects Administration for assistance with the preparation of capital budget requests. On July 9, 2018, the Capital Projects Administration transmitted copies of all completed capital budget request forms to the City Planning Commission staff. Each request form included the reasons for each proposed improvement project, its estimated acquisition and construction costs, the estimated costs of annual operation and maintenance for the facility, the proposed dates of initiation and completion of the project, the source of funding required for the project in each of the following five years, and the agency's priority rating for the project. The priority rating is based on scores assigned by the agency for each of eighteen rating categories, including Public Health and Safety, Percent of Population Served by Project, Availability of Financing, Relation to Adopted Plans, Environmental Quality and Stormwater Management, and Public Support, among others. The Capital Projects Scoring Matrix is provided in the Appendices of this document.

Public Hearings

City Planning Commission staff held public hearings on July 17, 2018 through July 20, 2018 with representatives of each agency who submitted a request. The hearings were intended to provide further background information on each proposed project, answer questions, and obtain input from the public. On July 23, 2018, the Chief Administrative Officer provided the City Planning Commission staff with a statement of the funds that were likely to be available for capital expenditures between 2019 and 2023, including bond issues, federal and state grants, FEMA

reimbursements, and miscellaneous capital funds generated from the sale of City property.

Plan Preparation

Upon completion of the public hearings, the City Planning Commission staff prepared the five year capital improvement plan. This year's CIP was the product of strong collaboration between the staff of the City Planning Commission and the staffs of the Capital Projects Administration, the Chief Administrative Office, and each of the agencies who submitted a capital improvement proposal.

Prioritization

The City Planning Commission evaluates proposals based on their priority rating and their scores assigned by the requesting agencies. The City Planning Commission also assesses each proposal's consistency with the Master Plan. The prioritization of projects and recommendations for funding in the CIP are based on a combination of these two assessments as well on the availability and amounts of funding through the five year period. Throughout the plan, the City Planning Commission's recommended actions are indicated by the following three different abbreviations:

"A" indicates that funding for the proposed project is recommended for approval in the amount listed for 2019.

"D" indicates that funding for the proposed project is recommended to be deferred beyond the period of the five-year capital improvement plan.

"CR" indicates that capital funding is recommended to be held in reserve for appropriation in a capital budget ordinance for one of the future years in the plan.

Master Plan Consistency

The Home Rule Charter requires that the capital improvement program, the capital budget, and any decision to construct a capital improvement must be consistent with the City's Master Plan. The Charter specifically

states that any decision to construct a capital improvement is consistent with the Master Plan if it: a) furthers, or at least does not interfere with, the goals, policies, and guidelines, including design guidelines, that are contained in the Land Use Element of the Master Plan; and b) is compatible with the proposed future land uses, densities, and intensities designated in the Land Use Element of the Master Plan. Therefore, all proposals must be certified by the City Planning Commission as consistent with the Master Plan’s Future Land Use Map (FLUM) in order to be recommended for funding. Proposed projects without a specific location address may also be supported by goals and policies of other elements of the Master Plan, including those pertaining to environmental quality, green infrastructure, economic development, community facilities and infrastructure, and transportation.

In addition to meeting the FLUM designation, proposed projects must also comply with all regulations within the Comprehensive Zoning Ordinance (CZO). A proposal’s location will determine whether a site allows the proposed facility within the base zoning district. Some requested capital developments in this year’s CIP, such as the renovation, or demolition and new construction of a public safety facility may trigger the need for approval of a conditional use permit. Further details such as the extent of the renovation or the amount of demolition will determine if a conditional use for a renovation of an existing facility is needed. Proposed projects that may require a special land use approval are detailed with a footnote with more information in this report. Where no location is proposed for a requested facility, Master Plan consistency can only be certified with respect to policies supporting the proposed improvement. Funds for property acquisition may be recommended, but the specific location and design of the proposed facility must be certified by the City Planning Commission prior to undertaking the project.

For projects with specified locations in the plan, the following abbreviations are used to indicate the designation of the site on the Master Plan’s Future Land Use Map. The goals, range of uses, and

development character for each designation are provided in Chapter 13 of the Master Plan.

Table 1.

FLUM Abbreviation	FLUM Designation
DCN-MU	Mixed-Use Downtown Core Neighborhood
DMU	Mixed-Use Downtown
IND	Industrial
INST	Institutional
MARI	Maritime Mixed-Use
MUH	Mixed-Use High-Density
MU-HC	Mixed-Use Historic Core
MUHLS	Mixed-Use Health/Life Sciences Neighborhood
MUL	Mixed-Use
P	Parkland & Open Space
RLD-PRE	Residential Low Density Pre-War
RSF-POST	Residential Single-Family Post-War

Consideration & Adoption by the City Planning Commission

The City Planning Commission staff presented a draft plan and recommendations to the City Planning Commission at the September 25, 2018 public hearing, and the Commission voted to adopt the CIP as recommended. The minutes from the meeting are found within **Appendix E** of this report.

In accordance with Section 6-104 of the Home Rule Charter, the City Planning Commission shall forward the Capital Improvement Plan to the Mayor by September 30th, 2018 as directed by the Chief Administrative Officer. Upon receipt of the CIP, the Mayor will prepare a message to the City Council setting forth her recommendations, which will be transmitted by the Chief Administrative Officer along with a proposed capital budget ordinance for 2019. The City Council will consider the CIP and will adopt a capital budget for 2019 prior to its adoption of the City’s operating budget, which must occur no later than December 1st, 2018.

Sources of Capital Funds

The proposed 2019-2023 Capital Improvement Plan (CIP) has a total source of funds of \$1,154,339,226. This figure constitutes the sum of five separate funding sources, with the majority of funding for this year’s plan coming from FEMA. The projected amounts of each funding source per year are shown in Section 2 of the CIP report. A brief explanation of each funding source is provided below.

General Obligation Bonds

Previous years’ Capital Improvement Plans and Capital Budgets have programmed or appropriated all general obligation bond funds from two major bond issuances approved in 2004 and in 2016. In 2004, voters approved the issuance of \$260 million in general obligation bonds to finance capital improvements throughout the city. These bonds were issued over a period of several succeeding years, with the last sold in 2015. The bonds were approved for allocation among four purposes: streets and related infrastructure, parks and recreation facilities, libraries, and other public buildings and facilities.

In 2016, voters approved the issuance of \$120 million in general obligation bonds. Of these bonds, \$70 million were issued in 2016, while the remaining \$50 are planned to be sold in 2018. The 2016 and 2018 bonds were approved for allocation among the following program groupings: \$100 million dedicated to streets and drainage, \$15 million dedicated to public buildings/facilities and parks and recreational facilities and \$5 million dedicated to fire apparatus and related equipment. Of the bond funds issued in 2016, most have been appropriated and are being expended on current or ongoing projects. The City Planning Commission also recommended prioritization of the remaining \$50 million for different projects in the 2018-2022 CIP.

Though the 2018 bond funds have yet to be issued, the City Council has appropriated some of this 2018 bond funding to certain projects through amendment of the 2018 Capital Budget. There are also still a number of projects which have been recommended bond funding in the 2018-2022

CIP, but which have not yet been appropriated funding. It is expected that these appropriations will occur as the bonds are issued. Since the remaining 2016 and 2018 bond funds are expected to be encumbered by the end of 2018, these funds are not reflected in the 2019-2023 CIP.

Table 2.

Previous Voter-Approved G.O. Bonds		
2004 Bond Program		
Program Grouping	Amount	%
Streets & Related Infrastructure	\$162,900,000	63%
Other Public Buildings & Facilities	\$45,455,000	17%
Parks & Recreation Facilities	\$43,545,000	17%
Libraries	\$8,100,000	3%
Total	\$260,000,000	100%
2016 Bond Program		
Program Grouping	Amount	%
Streets & Drainage	\$100,000,000	83%
Public Facilities & Parks	\$15,000,000	13%
Fire Apparatus	\$5,000,000	4%
Total	\$120,000,000	100%

During the preparation of the 2019-2023 CIP, Capital Projects Administration notified the staff of the City Planning Commission that there are a portion of funds from the 2004 Bond Program which remain and may be used for ADA compliance projects, and that two of the requested projects that involve ADA compliance improvements may utilize these leftover funding sources. There are also remaining bond funds available from the same bond program which may be allocated to public library projects. Capital Projects Administration also advised CPC staff that these funds could go toward the New Orleans Public Library’s requests for 2019. The City Planning Commission has recommended approval of the funding of these projects, and they are indicated in the summary tables of this report with the designation “BOND” next to the funding amount.

FEMA Reimbursement Funds

Federal Emergency Management Agency (FEMA) Public Assistance funds constitute the largest source of funding in this year's Capital Improvement Plan. On December 10, 2015, the City and the Sewerage & Water Board announced a final settlement with FEMA that included \$1.2 billion in previously unobligated funds, bringing the total settlement amount to \$2 billion in recovery funds. The total forecasted amount of FEMA reimbursement funds in this CIP is \$1,020,000,000. All of this funding is projected to come from reimbursements for street repair projects under the Recovery Roads Program until 2022. FEMA reimbursement funds are indicated in this report with the designation "FEMA" next to the anticipated amount.

Self-Generated Funds

In addition to the sources listed above, some City agencies obtain funds for capital improvements from other sources, including self-generated revenues and federal and state grants. The French Market Corporation generates revenues from leases and other fees that are sufficient to entirely fund their planned capital improvements. These funds are designated "FMC" within this plan. The New Orleans Aviation Board also raises funds through user fees, in addition to obtaining federal and state grants and general airport revenue bonds, all of which can only be used

for airport-related projects. Projects using these funds are indicated in this plan with the abbreviation "NOAB."

Miscellaneous Capital Funds and Insurance Proceeds

Two other funding sources are also used for capital improvements in the 2019-2023 CIP: miscellaneous capital funds and insurance proceeds from a Katrina-related settlement. Miscellaneous capital funds are other funds received and held by the City for capital improvements. They generally consist of proceeds from the sale of City-owned property. Miscellaneous capital funds are not a major source of capital funds, and generally amount to approximately \$150,000 each year. In this report, these funds are indicated with an "MCF" next to the amount. During the preparation of the 2019-2023 CIP, the Capital Projects Administration notified the staff of the City Planning Commission that there were remaining insurance proceeds leftover from the recent Phase II renovation of the City Council Chamber in the amount of \$62,000 and that these funds could be made available to fund a portion of the City Council's 2019-2023 request for the final phase, Phase III, of this project. The City Planning Commission staff has recommended approval of the use of these funds for this project, and this source is indicated in the summary tables of this report with the designation "INS" next to the funding amount.

2. 2019-2023 CIP Overview

2.1 Summary of Capital Fund Revenues & Expenditures by Source

The majority of the capital fund revenues and expenditures in the 2019-2023 period are projected to come from FEMA reimbursement funds for street repair projects under the Recovery Roads Program. The second largest capital funding source will come from the self-generated revenue of the French Market Corporation and the New Orleans Aviation Board. The self-generated revenue of the French Market Corporation will fund their agency’s projects until the end of the five-year period. Similarly, the self-generated funds of the New Orleans Aviation Board, as well as federal and state aviation grants, will also fund all of the airport’s capital needs through the five-year period. Finally, insurance proceeds comprise a small source of projected revenue for 2019, and miscellaneous capital funds are expected to comprise a small source of revenue in each of the five years.

Table 3. Capital Fund Revenues & Expenditures by Source, 2019-2023

FUNDING SOURCE	2019	2020	2021	2022	2023	TOTALS
General Obligation Bonds (BOND)	\$814,291	\$0	\$0	\$0	\$0	\$814,291
FEMA Reimbursements (FEMA)	\$385,000,000	\$350,000,000	\$285,000,000	\$0	\$0	\$1,020,000,000
Insurance Settlement Proceeds (INS)	\$62,556	\$0	\$0	\$0	\$0	\$62,556
Miscellaneous Capital Funds (MCF)	\$150,000	\$150,000	\$150,000	\$150,000	\$150,000	\$750,000
Self-Generated Funds (FMC, NOAB)	\$92,912,379	\$16,780,000	\$13,310,000	\$6,290,000	\$3,420,000	\$132,712,379
TOTAL REVENUE & EXPENDITURES	\$478,939,226	\$366,930,000	\$298,460,000	\$6,440,000	\$3,570,000	\$1,154,339,226

2.2 Summary of Recommended Capital Improvement Expenditures by Agency

Table 4 below shows the total amount of capital funds requested by each agency or department for the 2019-2023 period, and the recommended expenditures per agency in the 2019-2023 period. The City Planning Commission recommends the following capital improvement expenditures toward the agencies outlined because they either have assured or expected funds expressly dedicated to their requested projects. Most departmental capital requests are recommended for deferral past the five year period due to the limited projected capital revenues at this time.

Table 4. Recommended Capital Expenditures by Agency, 2019-2023

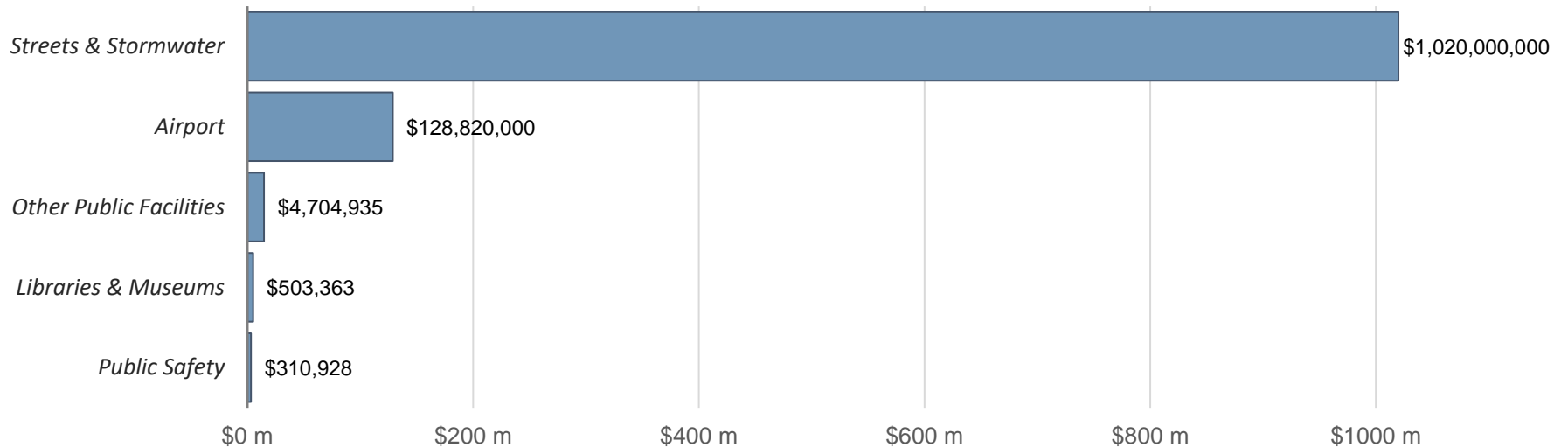
AGENCY	REQUESTED FUNDING	AMOUNT OF EXPENDITURES RECOMMENDED BY CITY PLANNING COMMISSION					TOTALS
		2019	2020	2021	2022	2023	
AUDUBON COMMISSION	\$3,520,000	\$0	\$0	\$0	\$0	\$0	\$0
CAO - EQUIPMENT MAINTENANCE DIVISION	\$18,500,551	\$0	\$0	\$0	\$0	\$0	\$0
CAO - INFORMATION TECH. & INNOVATION	\$27,958,517	\$0	\$0	\$0	\$0	\$0	\$0
CITY COUNCIL	\$200,000	\$62,556	\$0	\$0	\$0	\$0	\$62,556
CITY PARK IMPROVEMENT ASSOCIATION	\$36,854,949	\$0	\$0	\$0	\$0	\$0	\$0
CIVIL SERVICE DEPARTMENT	\$288,371	\$0	\$0	\$0	\$0	\$0	\$0
DEPARTMENT OF FIRE	\$40,845,500	\$0	\$0	\$0	\$0	\$0	\$0
DEPARTMENT OF PARKS & PARKWAYS	\$9,631,064	\$0	\$0	\$0	\$0	\$0	\$0
DEPARTMENT OF POLICE	\$22,063,340	\$0	\$0	\$0	\$0	\$0	\$0
DEPARTMENT OF PROPERTY MANAGEMENT	\$13,226,000	\$150,000	\$150,000	\$150,000	\$150,000	\$150,000	\$750,000
DEPARTMENT OF PUBLIC WORKS	\$1,620,000,000	\$385,000,000	\$350,000,000	\$285,000,000	\$0	\$0	\$1,020,000,000
DEPARTMENT OF SANITATION	\$2,414,960	\$0	\$0	\$0	\$0	\$0	\$0
FRENCH MARKET CORPORATION	\$3,892,379	\$1,112,379	\$1,330,000	\$850,000	\$300,000	\$300,000	\$3,892,379
MUNICIPAL YACHT HARBOR MGMT CORP.	\$10,650,000	\$0	\$0	\$0	\$0	\$0	\$0
NEW ORLEANS AVIATION BOARD	\$128,820,000	\$91,800,000	\$15,450,000	\$12,460,000	\$5,990,000	\$3,120,000	\$128,820,000
NEW ORLEANS MUSEUM OF ART	\$2,155,000	\$0	\$0	\$0	\$0	\$0	\$0
NO OFFICE OF HOM. SEC. & EMERG. PREP	\$2,950,000	\$310,928	\$0	\$0	\$0	\$0	\$310,928
NEW ORLEANS PUBLIC LIBRARY BOARD	\$14,202,100	\$503,363	\$0	\$0	\$0	\$0	\$503,363
NO REC. DEVEL. COMMISSION	\$41,284,800	\$0	\$0	\$0	\$0	\$0	\$0
ORLEANS PARISH CRIMINAL DISTRICT COURT	\$9,195,840	\$0	\$0	\$0	\$0	\$0	\$0
ORLEANS PARISH SHERIFF'S OFFICE	\$800,000	\$0	\$0	\$0	\$0	\$0	\$0
TOTALS, ALL AGENCIES	\$2,009,453,371	\$478,939,226	\$366,930,000	\$298,460,000	\$6,440,000	\$3,570,000	\$1,154,339,226

2.3 Summary Recommended Capital Improvement Expenditures by Program Grouping

Table 5 below shows the proportion of expenditures per the following general program groupings: streets and stormwater management, airport, public safety, parks and recreation, libraries and museums, and other public facilities.

Table 5. Recommended Capital Expenditures by Program Grouping, 2019-2023

PROGRAM GROUPING	TOTAL EXPENDITURES, 2019-2023	PERCENT	AGENCIES FUNDED
Streets & Stormwater Management	\$1,020,000,000	88.4%	Department of Public Works
Airport	\$128,820,000	11.2%	New Orleans Aviation Board
Other Public Facilities	\$4,704,935	0.4%	FMC, Property Management, City Council
Libraries & Museums	\$503,363	0.04%	New Orleans Public Library
Public Safety	\$310,928	0.03%	NOHSEP
Parks & Recreation	\$0	0.0%	N/A
TOTAL EXPENDITURES	\$1,154,339,226		

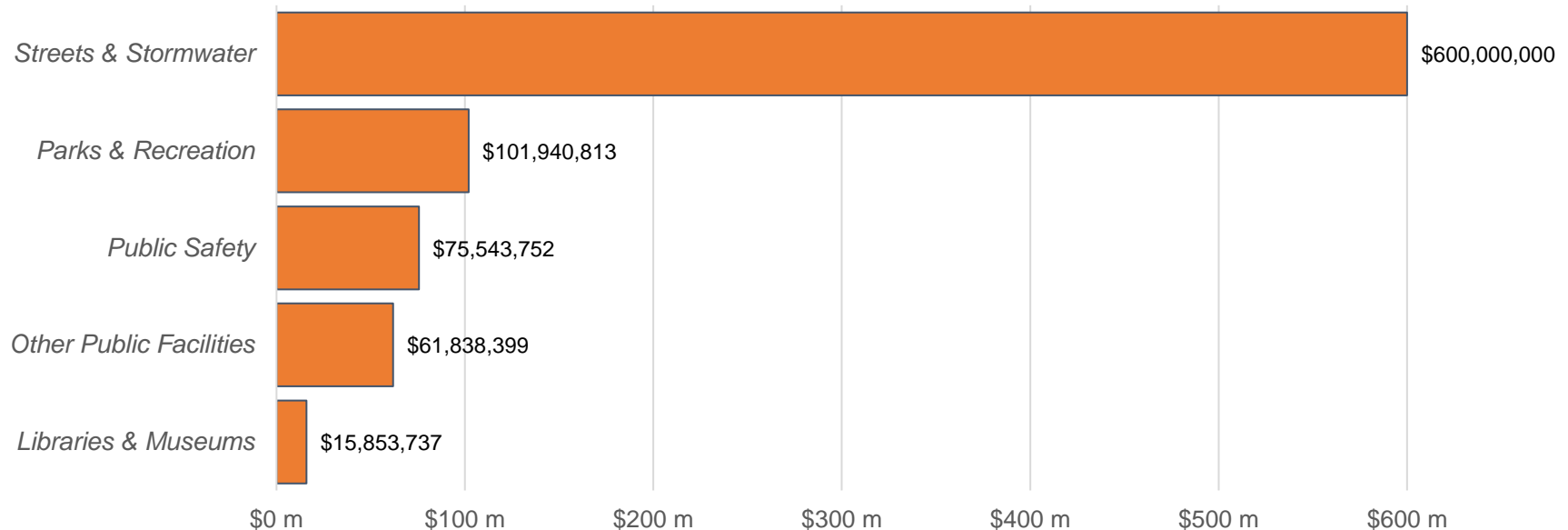


2.4 Summary of Non-Funded Capital Requests by Program Grouping

The following table represents the proportion and amounts of funding requested by City agencies for the 2019-2023 period, those which were not recommended for funding, but rather deferred. The data may reveal the City’s future capital needs which amounts to an estimated \$855 million, with the majority of this funding needed for streets and stormwater management projects.

Table 6. Deferred Capital Requests by Program Grouping, 2019-2023

PROGRAM GROUPING	TOTAL DEFERRED, 2019-2023	PERCENT	AGENCIES
Streets & Stormwater Management	\$600,000,000	70.2%	DPW
Parks & Recreation	\$101,940,813	11.9%	Audubon, City Park, Parks & Parkways, NORDC, MYHMC
Public Safety	\$75,543,752	8.8%	NOPD, NOFD, NOHSEP, OPSO, Criminal District Court
Other Public Facilities	\$61,775,843	7.2%	EMD, ITI, Sanitation, City Council, Civil Service, Property Management
Libraries & Museums	\$15,853,737	1.9%	NOPL, NOMA
TOTAL AMOUNT DEFERRED	\$855,114,145		





Figures 1 & 2. View of the VA Building parking garage (above) and interior office space (below). The City recently acquired this facility which has approximately 1 million square feet of floor area. Some departments have moved their offices to this facility. There is potential to utilize more of the facility for other municipal purposes.

2.5 Summary of Future Needs and Priorities

Much of the Capital Improvement Program in the last decade has been funded by federal disaster-related funding in addition to two large bond programs, one approved by voters in 2004, and a subsequent bond proposal approved in 2016. These funds have allowed the City to restore much its infrastructure and facilities which were severely damaged or destroyed in the aftermath of Hurricane Katrina. To date, the City has 85 ongoing facility projects which are in the design or construction phases, and 260 ongoing or planned roadway projects which are expected to be completed by 2023. Despite these investments, which have been substantial, the capital funding requests received for the 2019-2023 period highlight a sustained need for reinvestment in the City's infrastructure to make it more resilient and reliable in the event of future shocks. The requests also highlight the need to rehabilitate or replace several of the City's aging facilities which have deteriorated as a result of age and deferred maintenance.

As mentioned in a previous section of this report, most of the general obligation bonds approved by voters in 2016 have been issued, except for those planned for 2018 which are expected to be sold at the end of this year. Because the City has not yet fully spent these previously approved bonds, future bonding capacity remains uncertain as we prepare the 2019-2023 CIP. Thus, the City Planning Commission staff has identified several priority areas, outlined in this section, to consider as potential capital improvement investments, in future years, if bonds funds were to become available. This list highlights major or common needs presented by requesting departments and identified by staff through the CIP process.

Future Capital Program Priorities

1. Continue Investment in Streets and Stormwater Management

While the City and the Sewerage and Water Board are currently implementing an unprecedented \$2.3 billion program to restore the city's damaged streets and drainage infrastructure, further investment in streets and stormwater management infrastructure will continue to be a priority. The Recovery Roads Program, while extensive, does not include all of the city's roadways; it is primarily dedicated for East Bank streets and will not fund several West Bank streets which were determined to be in poor condition. The Department of Public Works has requested an additional \$600,000,000 for the 2019-2023 period for enhancement, minor and major streets, and arterial programs. This funding would help to fill in the gaps. The City Planning Commission recommends continued prioritization of streets and stormwater management projects if future funding were to become available, with special prioritization to those enhancement projects that make the City's roadways more accommodating to and safer for all users including pedestrians, bicyclists, and persons with disabilities. Funding should also be prioritized for the implementation of green infrastructure projects that support the Greater New Orleans Urban Water Plan. The City should consider using the planned green infrastructure projects, which were awarded grant funding through the National Disaster Resilience Competition, as potential prototypes for green infrastructure improvements in other flood-prone neighborhoods city-wide.

2. Repair and Replace Public Safety Facilities

Many of the City's public safety facilities are still in need of upgrades on account of their age and a history of deferred maintenance. The New Orleans Fire Department currently has 13 fire stations in need of major renovation or replacement. The New Orleans Police Department has not had a firing range since before Hurricane Katrina, and therefore the department uses a neighboring Parish's facilities which becomes a persistent operational cost. Finally, the Police Department Headquarters building at 715 South Broad, built in the late 1960s, is in need of major repairs to the roof, windows, cladding and interior floors two through five. These deferred repairs impact the both the quality of life and the productivity of NOPD administrative personnel.

3. Make Projects Whole

In the past few years, there are a number of projects that have been submitted during the CIP process that have already received partial funding for preliminary planning or design work, either from former bond funds or through donations and grants. Many of these projects are shovel-ready and could be constructed faster than the typical project timeline. Because the City has already invested its resources into these projects, it makes fiscal sense for the City to prioritize future funding towards these projects in order to make them whole. Some of these projects include: the 4th District Police Station, the 8th District Fire Station, Norman Playground, the Main Library Archives, and the NOFD Administrative Headquarters.

4. Develop an Asset Management System & Consolidate City Facilities

Within this year's CIP, the Office of Information Technology and Innovation submitted a capital request for a comprehensive asset management and workorder system. To the extent it can be funded through the capital program, the implementation of an asset management system is critical to future capital planning and should be a high prioritization. This is supported by Chapter 10 of the Master Plan which notes that the establishment of an asset management system for City-owned properties as an urgent priority, especially as it would help to ensure that the City maintains its post-Katrina capital investments over the long-term. The development of an electronic asset management and workorder system is even more critical in enabling New Orleans to institute more 21st century "smart city" concepts such as smart streetlights, smart utility meters, smart roads, and smart parking spaces. Once a

comprehensive inventory of city assets is completed, the City should take a critical look at all of its assets and identify where it could consolidate building facilities in order to reduce operational expenses. The City Planning Commission supports such strategic planning initiatives in advance of future bond issuances, in order to prioritize funding in the most cost-effective and resource-efficient manner.

Some common requests in the 2019-2023 CIP are for warehousing, storage space, and increased office space for personnel, or additional City-owned facility upgrades. The City has several large underutilized facilities, such as the newly acquired former VA hospital facility at 1601 Perdido Street. These facilities could be repurposed to meet much of the warehousing or office space needs of the City's departments and agencies. Consolidating similar offices helps to encourage collaboration among city departments while breaking down departmental silos. Consolidation also allows the city to dispose of assets and generate revenue. The Department of Property Management has requested funding for repairs to the VA facility, including repairs to the chilled water system and elevators, which would allow more of the building to be utilized for a variety of City purposes. Investments in these facilities could also be offset over time with reduced operating expenses for leased property. The full scope of work needed to bring large portions of the building back into commerce is still unknown and staff recommends a study of the VA building and similarly vacant properties in connection with the development of an asset management system.

3. Ongoing Project Highlights

According to figures provided by the Capital Projects Administration, as of September, 2018, the City had 85 ongoing non-street capital projects with a cost of \$381,765,951, and 260 street capital projects with a cost of \$1,285,120,580. Overall, this amounts to a total of 345 projects citywide with a total cost of approximately \$1,666,886,531. Additional projects are expected to commence as 2018 bond funding becomes available. Detailed lists of all ongoing projects are provided in Appendices A and B. Some noteworthy projects are described in more detail on the following pages.

Street Projects

Recovery Roads Program

Location: Citywide

Funding: \$2,300,000,000

Project: The FEMA funded Recovery Roads Program or Joint Infrastructure Recovery Request Program (JIRR) is a comprehensive construction project to restore the city’s damaged roads and infrastructure flooded or damaged by Hurricane Katrina. It is a multi-year program with more than 200 DPW and SWB projects across all neighborhoods. Upon completion, the City will have repaired or replaced over 400 miles of roadway. To date, 30 projects are currently in construction, six have been completed, and seven are in the bid/award stage. To aid in the construction efforts, the City completed a comprehensive, scientific assessment of City-owned streets in spring 2015 and received the final results of the assessment in the summer of 2016. The results revealed that approximately 65% of the City’s roads are in poor or worse condition. The City has been using 2016 bonds to supplement the JIRR Program and repair a number of minor and major streets, not funded by FEMA, which are also in poor condition; the majority of these streets are on the Westbank in Algiers. Table 7 lists the projects funded with 2016 bonds. The City will also use 2018 bonds for additional project



Figure 3 & 4. Crews working on Michoud Boulevard Reconstruction Project (above), and crews replacing damaged concrete panels on Bullard Avenue between Hayne Boulevard and Chef Menteur Highway (below).

Table 7.

Roadwork Projects Funded with 2016 Bonds		
Roadwork Project	Project Category	Neighborhood
Broad St Bridge Rehab	Enhancements	Mid-City
Capital Infrastructure Improvements (Street Lights)	Enhancements	City-Wide
Magnolia Converted Ped Bridge	Enhancements	Mid-City
New Orleans East Bridge Repairs	Enhancements	N.O. East
Fontainebleau Dr (Nashville-Broad)	Major	Carrollton
Marconi Dr (City Park - I-610)	Major	Lakeview
Michoud Blvd (Chef Menteur Blvd - Dwyer Rd)	Major	Venetian Isles
Morrison Rd (Mayo - Read)	Major	N.O. East
2017 - 2018 Drain Point Repairs	Minor	City-Wide
Arizona St (Delaware-Behrman)	Minor	Algiers
Aurora Dr (Norland-Brighton Pl) (Rhodes-Kingston)	Minor	Algiers
Bayou St. John Drainage Improvements (Hagan-Lafitte)	Minor	Mid-City
Belleville St (Newton-Socrates) (Newton-Opelousas)	Minor	Algiers
Berkley St (Sullen-Bennett)	Minor	Algiers
Blair St (Tullis-Patterson)	Minor	Algiers
Diana St (Behrman-Numa/Dead End)	Minor	Algiers
Emergency Catch Basin Repairs	Minor	City-Wide
Eton St & LaCour Monique St	Minor	Algiers
Bourbon St Infrastructure Repairs Phase II	Minor	French Quarter
General Meyer Ave (Ernest-Bacchus)	Minor	Algiers
General Meyer Ave (Sullen-Bennett)	Minor	Algiers
Herschel St (Kabel-Hyman)	Minor	Algiers
Homer St (Hendee-Dead End)	Minor	Algiers
Lamarque St (LB Landry-Vallette)	Minor	Algiers
Lawrence St (Sumner-Shirley-Dead End)	Minor	Algiers
Memorial Park Dr (Arizona-Nevada)	Minor	Algiers
Pittari St (Tullis-Patterson)	Minor	Algiers
Tullis St (Maumos-Bennett)	Minor	Algiers
Virginia St (City Park - Clayton)	Minor	Lakeview
Conti St (City Park-Rosedale)	Minor	Lakeview
Rosedale Dr (Virginia-Canal Blvd.)	Minor	Lakeview
St. Charles Ave (Calliope St - Louisiana Ave)	Urban Arterial	Central-City



Figures 5 & 6. Crews repairing damaged concrete panels on Lacour Monique Street in Algiers (above). Installation of new curbs on Pittari Street in Algiers (below).

Street Enhancement Projects

Location: Citywide

Funding: \$16,200,000

Project: Enhancement projects are roadway projects which include pedestrian and bike facilities, ADA access ramps, pedestrian safety initiatives, bridge replacements, and street lighting. The City is currently in the process of constructing or planning a number of projects citywide using 2016 and 2018 bond funds that will help the city meet its Complete Streets Policy goals and improve pedestrian and bike safety and accessibility. Some projects include:

- Restoration of the Magnolia Pedestrian Bridge on Bayou St. John,
- Construction of the New Orleans East Health Trail and the Hollygrove Greenline Trail
- Construction of new pedestrian sidewalks and bike lanes on the Broad Street overpass,
- Implementation of the Accessibility Transition Plan citywide including curb ramps, signals and sidewalks,
- Installation of bike facilities in the CBD/French Quarter to connect the existing network, and
- School zone safety improvements citywide including traffic calming, crosswalks, signage, and sidewalks.




Figure 7. Restoration underway of the Magnolia Bridge



Figure 8. Completed installation of curb ramps and high visibility



Figure 9. Crews beginning forming and placing Americans with Disabilities Act-compliant ramps on the

Resilience Projects

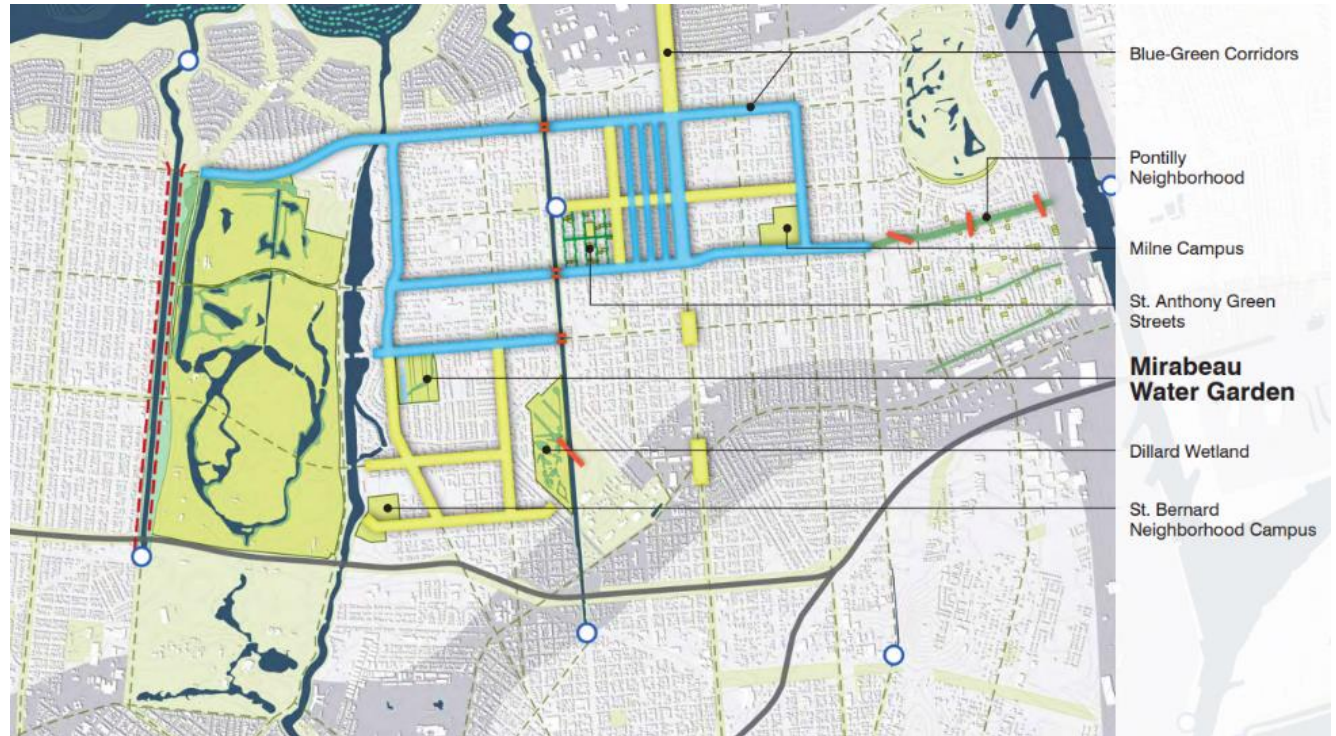
The Hazard Mitigation Office, the Office of Resilience and Sustainability, the Department of Public Works, and the Capital Projects Administration are in the process of implementing a number of stormwater management projects citywide which will reduce flood risk and beautify neighborhoods. These projects are being funded with FEMA Hazard Mitigation Grant Program (HMGP) funds as well as with HUD National Disaster Resilience Competition (NDRC) funds. Two of the NDRC projects, part of the Gentilly Resilience District are described below.

Mirabeau Gardens

Location: 1200 Mirabeau Avenue

Funding: \$16,670,396

Project: The Mirabeau Gardens will work to increase stormwater management in the Gentilly Neighborhood and provide an educational and training facility. Taking elements from the Greater New Orleans Urban Water Plan, the project will include best management practices that will redirect, capture, filter, and temporarily store stormwater runoff. The project is still undergoing design phases and no plans have been finalized.



Figures 10 & 11. General plan of Gentilly Resilience District (above). Rendering of the Mirabeau Garden during a 2-year event heavy rainstorm (below). Credit: Waggoner & Ball Architects

Blue & Green Corridors

Location: Major boulevards and neutral grounds in Gentilly

Funding: \$40,000,000

Project: Within the Gentilly Resilience District, several major boulevards and neutral grounds will be transformed into blue and green corridors. Blue Corridors will utilize a network of canals to manage stormwater runoff while Green Corridors will incorporate trees, plants, and sidewalks to allow water to infiltrate back into the ground. Historically, much of Gentilly existed as low lying marshland and subsidence has caused the grounds to sink. Allowing rainwater runoff to seep back into the ground will help reduce the effects of subsidence which slowly causes parts of the City to sink. This project is still in the preliminary phases of planning and is not listed in Appendix A: Ongoing Projects.



Figure 12. Rendering of a “blue corridor” in the Gentilly Resilience District.

Public Safety Facilities Projects

The City has renovated or rebuilt several public safety facilities which were damaged during Hurricane Katrina. Two recently permitted projects are described below.

NOFD Engine 36

Location: 5403 Read Boulevard

Funding: \$8,661,890

Project: The existing fire station will be demolished and replaced by a new, 12,000 square foot, 4-bay fire station. Crews are in the process of building the facility now.




Figure 13. Construction crews completing the framing of the new fire station on Read Boulevard, June 28, 2018.

NOPD Second District Police Station

Location: 3401 Broadway Street

Funding: \$8,341,452

Project: The New Orleans Police Department's Second District will be relocated from Magazine Street to a new state-of-the-art facility in Gert Town. The project is currently under construction and is expected to be open and operational by the end of 2018. The new station will total approximately 17,000 square feet and include extra offices for the narcotics division, DUI division, and special task forces.



Figures 14 & 15. Rendering of proposed police station (above) and recent construction progress photo (below).

Parks & Recreation Projects

NORDC Playground Equipment

Location: Citywide

Funding: \$200,000

Project: The city was able to upgrade several NORDC parks' playground equipment with 2016 bond funds. New play equipment was installed at Behrman Park, Fleur de Lis Playground, the Lafitte Greenway, Pratt Playground, and Eastshore Park.



Figure 16 & 17. Recently installed playground equipment/safety surface at Behrman Park in Algiers (above) and the Lafitte Greenway (below).

Tree Canopy and Public Greenspace Improvements

Location: Citywide

Funding: \$2,517,315

Project: The Department of Parks and Parkways is working to restore the tree canopy in the City and make improvements to the neutral grounds and public greenspaces throughout the City. Part of the project includes an ongoing tree survey which measures the health of existing trees throughout the City. Currently, Parks and Parkways has completed a tree survey throughout the 70115 and 70112 zip codes. The Department plans to continue surveying in additional zip codes throughout the City. Parks and Parkways has used bond funding to plant 146 trees in neutral grounds Citywide along General Meyers Avenue, Mirabeau Avenue, S. Claiborne Avenue, Basin Street, South Galvez Street and Washington Avenue corridors. An additional 21 new trees were planted throughout Armstrong Park, Palmer Park, and Sophie Wright Place. In addition to new tree plantings, Parks and Parkways will also receive restorations to the Department’s Greenhouse and Headhouse at headquarters.

Municipal Yacht Harbor Redevelopment

Location: 104 North Roadway Street

Funding: \$26,179,724

Project: The municipal yacht harbor will soon be undergoing a major redevelopment to completely replace and redesign approximately 500 new floating marina slips, new utilities, and infrastructure improvements. The marina was severely damaged during Hurricane Katrina. The new harbor and floating docks will meet all Life Safety and ADA requirements. Construction on the project is ongoing and occurring in phases. The project is being funded with FEMA reimbursement funds.



Figures 17 & 18. Visual renderings of the future docks at the Municipal Yacht Harbor. Credit: Moffat and Nichol

Table 8.

City of New Orleans Energy Smart Incentive Opportunities			
Department	Facility	Energy Efficiency Improvement	Status
NORD	Treme Rec Center	<ul style="list-style-type: none"> • Controls Upgrade • Pool pump VFD • Gym lights to LED (qty. 18) 	In progress
NORD	Joe Brown Rec Center & Pool	<ul style="list-style-type: none"> • Controls Upgrade 	In Progress
NORD	Behrman Gym	<ul style="list-style-type: none"> • Controls Upgrade • Gym lights to LED (qty. 15) 	Planned
NORD	Cut-Off Gym	<ul style="list-style-type: none"> • Gym lights to LED (qty. 18...presumably 200W lamps) 	Planned
NOPD	1st District Station	<ul style="list-style-type: none"> • Controls & Thermostat Upgrade • Indoor Lighting Upgrades (T8 -> LED) • Garage Lighting Upgrade (HPS -> LED) 	Planned
NOPD	5th District Station	<ul style="list-style-type: none"> • Install occupancy sensors for each thermostat and adjust controls to accommodate • Replace faulty sensors and modify controls to reset AHU SAT and CWST • Repair/Adjust lighting occupancy sensors 	Planned
NOPD	Special Ops	<ul style="list-style-type: none"> • Modify controls to reset AHU SAT and CWST • Retro-Cx: TAB, zones/schedules, chillers off below 55F OAT, verify/repair/replace sensors • Install occupancy sensors on indoor lights 	Planned
EMS/Coroner	Coroner's Office	<ul style="list-style-type: none"> • Modify programming to allow schedules for "Room in Use" spaces 	Completed

Energy Efficiency Upgrades

EE Upgrades in Multiple City Buildings

Location: Citywide

Funding: \$122,111 (Energy Smart Incentive)

Project: In 2014, the City, using grant funding from Natural Resources Defense Council, the City began to collect utility data and benchmark energy usage in 92 buildings. In addition, 44 municipal buildings were fully audited, the result of which entailed an analysis of building characteristics (lighting, heating/cooling systems, plug loads) and recent energy usage, to determine what type of energy efficiency measures could be put in place to lower usage and operating costs. Utilizing Energy's Energy Smart incentive program, the City has recently invested in several energy efficiency upgrades including building automation systems and controls, occupancy sensors, and LED lighting. These upgrades were made at the EMS Operations Facility/Coroner's Office, at four NORDC gyms, and will soon be made at the NOPD's 1st and 5th District Police Stations. Already, the EMS/Coroner's Office have noted an average 50% reduction in monthly utility costs.

Airport

New Airport

Location: Louis Armstrong International Airport, Kenner, LA

Funding: \$993,700,000

Project: The new airport terminal, which will replace the current facility, is nearing completion and is expected to open in February 2019. The new state-of-the-art facility will be approximately 972,000 square feet and will consist of a passenger terminal with three concourses, a consolidated security checkpoint, an in-line baggage screening system, and a total of 35 aircraft gates. The facility will also have a parking garage on site and two surface parking lots.



Figure 19. Most recent aerial image of construction site of the new airport terminal.




Figure 20. The Concourse C rotunda under construction.

4. Recommended Capital Improvement Expenditures by Agency Request

4.1 Audubon Commission	23
4.2 Cao Equipment Maintenance Division	24
4.3 Cao Information Technology & Innovation	25
4.4 City Council	26
4.5 City Park Improvement Association	27
4.6 Civil Service Department	28
4.7 Department of Fire	29
4.8 Department of Parks & Parkways	32
4.9 Department of Police	33
4.10 Department of Property Management	34
4.11 Department of Public Works	35
4.12 Department of Sanitation	36
4.13 French Market Corporation	37
4.14 Municipal Yacht Harbor Management Corporation	38
4.15 New Orleans Aviation Board	39
4.16 New Orleans Museum of Art	40
4.17 Office Of Homeland Security & Emergency Preparedness	41
4.18 New Orleans Public Library Board	42
4.19 New Orleans Recreation Development Commission	43
4.20 Orleans Parish Criminal District Court	45
4.21 Orleans Parish Sheriff's Office	46

DETAILS OF RECOMMENDATIONS

SECTION 4.1 - AUDUBON COMMISSION (agency code: 222)

CPC ACTION	MASTER PLAN CONSISTENCY	PROJECT DESCRIPTION	AMOUNT REQUESTED	2019	2020	2021	2022	2023	TOTALS
D	Consistent <i>FLUM: P</i>	Infrastructure Improvements to Audubon Riverview Improvements include replacement and installation of energy-efficient lighting, installing emergency communication system, repaving walkway, replacement of benches, renovation of pavilions, the repaving of Riverside East and West Drives, and the striping of a bike lane.	\$3,520,000	\$0	\$0	\$0	\$0	\$0	\$0
TOTALS, AUDUBON COMMISSION			\$3,520,000	\$0	\$0	\$0	\$0	\$0	\$0

DETAILS OF RECOMMENDATIONS

SECTION 4.2 - CHIEF ADMINISTRATIVE OFFICE/EQUIPMENT MAINTENANCE DIVISION - (EMD) (agency code: 220)

CPC ACTION	MASTER PLAN CONSISTENCY	PROJECT DESCRIPTION	AMOUNT REQUESTED	2019	2020	2021	2022	2023	TOTALS
D	Consistent <i>FLUM: IND</i>	3800 Alvar Street Oil Pit Refurbishment* Refurbishment of existing oil change pits and associated systems to return to four vehicle capacity (3800 Alvar Street).	\$200,000	\$0	\$0	\$0	\$0	\$0	\$0
D	Consistent <i>IND</i>	3800 Alvar Street Roof Repair* Replacement of 94,450 sq ft roof at 3800 Alvar St.	\$503,801	\$0	\$0	\$0	\$0	\$0	\$0
D	Consistent <i>FLUM: IND</i>	3800 Alvar Street Parking Lot Repaving* Project will include the repaving of the 104,500 sq ft parking lot located at 3800 Alvar Street.	\$1,416,750	\$0	\$0	\$0	\$0	\$0	\$0
D	Consistent** <i>FLUM: P</i>	2341 Wall Street Fuel Canopy New lighted metal canopy for weather protection.	\$180,000	\$0	\$0	\$0	\$0	\$0	\$0
D	Consistent	NOFD Apparatus Replace 10 percent of NOFD fleet annually through new purchase or lease, including a quint truck, ladder trucks, and one heavy rescue truck.	\$16,200,000	\$0	\$0	\$0	\$0	\$0	\$0
TOTALS, EMD			\$18,500,551	\$0	\$0	\$0	\$0	\$0	\$0

* A new EMD vehicle repair facility is planned to be constructed at 3900 Alvar Street, and will replace the existing facility at 3800 Alvar Street.

** Note: repairs and upgrades to existing facilities are consistent with Master Plan; additions and new facilities within Parkland and Open Space FLUM designation would be inconsistent.

DETAILS OF RECOMMENDATIONS

SECTION 4.3 - CHIEF ADMINISTRATIVE OFFICE/INFORMATION TECHNOLOGY AND INNOVATION (ITI) (agency code: 220)

CPC ACTION	MASTER PLAN CONSISTENCY	PROJECT DESCRIPTION	AMOUNT REQUESTED	2019	2020	2021	2022	2023	TOTAL S
D	Consistent	Fiber/Broadband* Building of institutional fiber optic network to support the City's fast growing data and connectivity needs and reduce operating costs by not having to rely on vendor provided WAN services. The project would connect City-owned buildings and infrastructure and those of the SWBNO. Plan is for 197 mile network with estimated cost of \$119,000 per mile.	\$26,848,517	\$0	\$0	\$0	\$0	\$0	\$0
D	Consistent	Work order/Asset Management System** Installation of an electronic asset management system which would detail allow the inventory, geospatial assignment and management of City assets (including: ADA ramps, city-owned property, drainage catch basins, street signs, streetlights, among others. The system would be integrated with a new 311 case management system and allow for a real-time work order system.	\$1,000,000	\$0	\$0	\$0	\$0	\$0	\$0
D	Consistent <i>FLUM: DMU</i>	ITI Renovations Renovation IT Operations/ServiceDesk/Project Management Office on 3rd floor of City Hall to accommodate additional personnel needs.	\$110,000	\$0	\$0	\$0	\$0	\$0	\$0
TOTALS, ITI			\$27,958,517	\$0	\$0	\$0	\$0	\$0	\$0

* Planning and design of the network was funded by the Ford Foundation, a grant from the Delta Regional Authority will fund a portion of a fiber installation between City Hall to Orleans Parish Communications District and the implementation Fiber Academy which is a workforce education program for future fiber network design.

DETAILS OF RECOMMENDATIONS

SECTION 4.4 - CITY COUNCIL (agency code: 200)

CPC ACTION	MASTER PLAN CONSISTENCY	PROJECT DESCRIPTION	AMOUNT REQUESTED	2019	2020	2021	2022	2023	TOTALS
A	Consistent <i>FLUM: DMU</i>	City Council Chamber Improvements Phase III* Technology Upgrades to chamber's audio/visual room, including a productions switcher, graphics system, digital camera package and robotic control systems, dashboard control panel, labor, installation, and training.	\$200,000	\$62,556	INS	\$0	\$0	\$0	\$62,556
TOTALS, CITY COUNCIL			\$200,000	\$62,556		\$0	\$0	\$0	\$62,556

* During the preparation of the CIP, one of the cameras in the chamber failed. CPA noted that there are leftover insurance proceeds that funded portions of Phase I and II which could be used to make emergency repairs and replace some of the faulty camera equipment.

DETAILS OF RECOMMENDATIONS

SECTION 4.5 - CITY PARK IMPROVEMENT ASSOCIATION (CPIA) (agency code: 621)

CPC ACTION	MASTER PLAN CONSISTENCY	PROJECT DESCRIPTION	AMOUNT REQUESTED	2019	2020	2021	2022	2023	TOTAL S
D	Consistent <i>FLUM: P</i>	Stormwater Management Improvements Integration of stormwater management sensitive design into the landscape of City Park to aid in stormwater storage and retention and runoff mitigation for surrounding neighborhoods	\$33,067,500	\$0	\$0	\$0	\$0	\$0	\$0
D	Consistent <i>FLUM: P</i>	Infrastructure Improvements Repave sections of roadway and repair sidewalks along Roosevelt Mall and Marconi Drive, and improve existing gravel lots in several areas in the park.	\$2,000,000	\$0	\$0	\$0	\$0	\$0	\$0
D	Consistent <i>FLUM: P</i>	Historic Building Improvements Renovation of three historic buildings that remain damaged as a result of Hurricane Katrina.	\$1,787,449	\$0	\$0	\$0	\$0	\$0	\$0
TOTALS, CPIA			\$36,854,949	\$0	\$0	\$0	\$0	\$0	\$0

* Capital Projects Administration noted that stormwater management improvements have been planned for City Park using Hazard Mitigation Grant Program Funds which have already been appropriated.

DETAILS OF RECOMMENDATIONS

SECTION 4.6 - CIVIL SERVICE DEPARTMENT (agency code: 480)

CPC ACTION	MASTER PLAN CONSISTENCY	PROJECT DESCRIPTION	AMOUNT REQUESTED	2019	2020	2021	2022	2023	TOTALS
D	Consistent	Civil Service Renovation Renovations to add additional space for staff. The Department has increased staffing by 50% over last four years. Costs include minor tenant improvement costs to address electrical and mechanical needs, as well as furnishings.	\$247,000	\$0	\$0	\$0	\$0	\$0	\$0
D	Consistent	Training and Examination Room Renovation to 1200 square foot space to build a training room, examination room, and a receptionist/monitoring space.	\$41,371	\$0	\$0	\$0	\$0	\$0	\$0
TOTALS, CIVIL SERVICE			\$288,371	\$0	\$0	\$0	\$0	\$0	\$0

DETAILS OF RECOMMENDATIONS

SECTION 4.7 - DEPARTMENT OF FIRE (NOFD) (agency code: 250)

CPC ACTION	MASTER PLAN CONSISTENCY	PROJECT DESCRIPTION	AMOUNT REQUESTED	2019	2020	2021	2022	2023	TOTALS
D	Consistent <i>FLUM: MUL</i>	Fire Administration Headquarters at MTA Renovation of existing MTA City Park facility into new headquarters and consolidated administration facility including new roof, electrical and plumbing, HVAC, and refurbishing of interior and exterior finishes.	\$4,700,000	\$0	\$0	\$0	\$0	\$0	\$0
D	Consistent <i>Multiple Sites</i>	Renovations of Various Stations Renovate 13 existing fire stations located throughout the city that are in sub-standard condition and serves as a hindrance when responding to emergencies.	\$500,000	\$0	\$0	\$0	\$0	\$0	\$0
D	Consistent <i>RSF-POST</i>	8th District Fire Station Construction of new station which will replace and relocate existing Stations 33 and 40 in Algiers.	\$6,805,500	\$0	\$0	\$0	\$0	\$0	\$0
D	Consistent <i>Multiple Sites</i>	Other Fire Station Renovations Renovations to Stations 2, 9, 17, 25, 33, 35, and 37 and others that have outlived their useful life and are in sub-standard condition.	\$500,000	\$0	\$0	\$0	\$0	\$0	\$0
D	Consistent <i>Multiple Sites</i>	Replacement of Concrete Driveways* Replacement of driveways at fire stations to be able to support the weight of modern fire apparatus. Locations include, but are not limited to Stations 1, 13, 25, 27, 33, 40, and Fire Headquarters.	\$250,000	\$0	\$0	\$0	\$0	\$0	\$0
TOTAL, PAGE 1 -- NOFD			\$12,755,500	\$0	\$0	\$0	\$0	\$0	\$0

* 2018 Bond funds have been appropriated to the Department of Property Management for this project per Ordinance No. 27,730 M.C.S.

DETAILS OF RECOMMENDATIONS

SECTION 4.7 - DEPARTMENT OF FIRE (NOFD) (agency code: 250)

CPC ACTION	MASTER PLAN CONSISTENCY	PROJECT DESCRIPTION	AMOUNT REQUESTED	2019	2020	2021	2022	2023	TOTALS
D	Consistent	Generator Platform & Upgrades* Plan to elevate current trailer-mounted generators to a platform, and to install battery chargers to the generators.	\$220,000	\$0	\$0	\$0	\$0	\$0	\$0
D	Consistent**	Consolidated Station 3, 11, and 38 Acquire land in the Central City neighborhood and construct a new station to replace three existing stations.	\$6,250,000	\$0	\$0	\$0	\$0	\$0	\$0
D	Consistent*** <i>FLUM: MUL</i>	Consolidated Warehouse Renovation of NOFD Communications Building at 701 Rosedale Drive into unified warehouse, including elevator installation, shelving, and window and HVAC replacement.	\$1,070,000	\$0	\$0	\$0	\$0	\$0	\$0
D	Consistent**	Construction of Consolidated Stations 8 and 24 Construction of a new station to replace two existing stations in Bywater/Upper Ninth Ward area.	\$5,750,000	\$0	\$0	\$0	\$0	\$0	\$0
D	Consistent*** <i>FLUM: MUL</i>	Renovation of Station 20 Renovation to Station 20 located at 425 Opelousas Avenue. Upgrades to include electrical and plumbing systems, refurbishing of interior and exterior finishes.	\$250,000	\$0	\$0	\$0	\$0	\$0	\$0
TOTAL, PAGE 2 -- NOFD			\$14,390,000	\$0	\$0	\$0	\$0	\$0	\$0

* City Planning Commission recommended funding this project with 2018 Bond funds in the 2018-2022 Capital Improvement Plan.

** Location must be identified which is consistent with the Future Land Use Map designation of that property. Property could also require a conditional use or zoning change based on location selection.

*** Consistent with Maser Plan, but could require conditional use approval based on the scope of the proposal.

DETAILS OF RECOMMENDATIONS

SECTION 4.7 - DEPARTMENT OF FIRE (NOFD) (agency code: 250)

CPC ACTION	MASTER PLAN CONSISTENCY	PROJECT DESCRIPTION	AMOUNT REQUESTED	2019	2020	2021	2022	2023	TOTALS
D	Consistent <i>FLUM: MUH</i>	Construction of Station 7 Reconstruction of new 3-bay station at existing site of Station 7 at 1441 Saint Peter Street.	\$5,750,000	\$0	\$0	\$0	\$0	\$0	\$0
D	Consistent*	6th District Fire Headquarters and Station 25 Construction of a new facility to house the 6th District Headquarters and replace Station 25 which has outlived its useful life. Site could be at existing facility near S. Claiborne and S. Carrollton intersection, or another in vicinity.	\$5,750,000	\$0	\$0	\$0	\$0	\$0	\$0
D	Consistent <i>FLUM: MUL</i>	Renovation of Station 9 Renovation to Station 9 located at 449 Esplanade Avenue. Upgrades to include electrical and plumbing systems, refurbishing of interior and exterior finishes, and installation of hurricane impact windows.	\$1,100,000	\$0	\$0	\$0	\$0	\$0	\$0
D	Consistent <i>FLUM: DCN-MU</i>	Renovation of Station 2 Renovation to Station 9 located at 801 Girod Street, Upgrades to include electrical and plumbing systems, refurbishing of interior and exterior finishes, and installation of hurricane impact windows.	\$1,100,000	\$0	\$0	\$0	\$0	\$0	\$0
TOTAL, PAGE 3 -- NOFD			\$13,700,000	\$0	\$0	\$0	\$0	\$0	\$0
TOTAL, NOFD			\$40,845,500	\$0	\$0	\$0	\$0	\$0	\$0

* Location must be identified which is consistent with the Future Land Use Map designation of that property. Property could also require a conditional use or zoning change based on location selection.

DETAILS OF RECOMMENDATIONS

SECTION 4.8 - DEPARTMENT OF PARKS AND PARKWAYS (agency code: 620)

CPC ACTION	MASTER PLAN CONSISTENCY	PROJECT DESCRIPTION	AMOUNT REQUESTED	2019	2020	2021	2022	2023	TOTALS
D	Consistent	Citywide Green Space Restoration Restoration of green infrastructure citywide including tree replacement, repair of medians and neutral grounds with fill and turf, and replacement of park infrastructure.	\$1,750,000	\$0	\$0	\$0	\$0	\$0	\$0
D	Consistent	Galvez Street Streetscape Develop and implement construction plans to extend streetscape of Galvez Street from Orleans Avenue to Poydras Street.	\$696,589	\$0	\$0	\$0	\$0	\$0	\$0
D	Consistent <i>FLUM: P</i>	Washington Square Restoration Phase II* Repairs to lighting, electrical system, fence, gate, shed, benches, turf, and installation of irrigation system.	\$1,057,225	\$0	\$0	\$0	\$0	\$0	\$0
D	Consistent <i>FLUM: INS</i>	Forestry Equipment Shed Improvements Code compliant electrical, plumbing, and LED lighting upgrades, as well as repairs to stairs and additional work.	\$415,250	\$0	\$0	\$0	\$0	\$0	\$0
D	Consistent <i>FLUM: P</i>	Brechtel Park Improvements Restoration of hardwood forest and upgrades to park stormwater management system, including former golf course, expanded ADA accessibility, and physical connection between both sides of park.	\$5,712,000	\$0	\$0	\$0	\$0	\$0	\$0
TOTALS, PARKS AND PARKWAYS			\$9,631,064	\$0	\$0	\$0	\$0	\$0	\$0

* City Planning Commission recommended funding a portion of this project (replacing play equipment and safety surface) with 2018 Bond funds in the 2018-2022 Capital Improvement Plan.

DETAILS OF RECOMMENDATIONS

SECTION 4.9 - DEPARTMENT OF POLICE (NOPD) (agency code: 270)

CPC ACTION	MASTER PLAN CONSISTENCY	PROJECT DESCRIPTION	AMOUNT REQUESTED	2019	2020	2021	2022	2023	TOTALS
D	Consistent <i>FLUM: IND</i>	Indoor Firing Range* Construction of a new indoor firing range at the location of the former range. (13400 Old Gentilly Rd)	\$5,500,000	\$0	\$0	\$0	\$0	\$0	\$0
D	Consistent <i>FLUM: RSF-POST</i>	NOPD 4th District Construction** Construction of a new police station on the parcels bounded by the Magellan Canal, Flanders St., Wall Blvd., and Horace St. in Algiers.	\$8,184,000	\$0	\$0	\$0	\$0	\$0	\$0
D	Consistent <i>FLUM: INS</i>	NOPD Headquarters Roof Replacement of roof at NOPD Headquarters building at 715 South Broad Street	\$350,000	\$0	\$0	\$0	\$0	\$0	\$0
D	Consistent <i>FLUM: INS</i>	Headquarters Interior Renovations Repairs to windows, cladding, floors, electrical, and plumbing on floors 2 through 5.	\$3,465,000	\$0	\$0	\$0	\$0	\$0	\$0
D	Consistent <i>FLUM: INS</i>	NOPD Headquarters Garage Repairs*** Repair of deterioration of portions of upper levels of garage per engineer's report.	\$1,159,400	\$0	\$0	\$0	\$0	\$0	\$0
D	Consistent <i>FLUM: INS</i>	NOPD Headquarters Garage Fins Removal*** Removal of exterior concrete fins that are deteriorating and becoming a hazard to employees and the public.	\$866,250	\$0	\$0	\$0	\$0	\$0	\$0
D	Consistent <i>FLUM: INS</i>	Headquarters Evidence Storage Renovation Renovation of space in order to store evidence for court cases.	\$132,000	\$0	\$0	\$0	\$0	\$0	\$0
D	Consistent <i>FLUM: MUH</i>	Special Operations Division Facility Request includes the replacement of the roof structure at the division's current facility at 1899 Tchoupitoulas Street.	\$1,265,000	\$0	\$0	\$0	\$0	\$0	\$0
D	Consistent	Relocation of Support Services Building**** Relocation of the Support Services Unit from the Lafitte Greenway site to an approximately 90,000 sf site for storage of barricades, vehicles, and other equipment.	\$1,141,690	\$0	\$0	\$0	\$0	\$0	\$0
TOTALS, NOPD			\$22,063,340	\$0	\$0	\$0	\$0	\$0	\$0

* City Planning Commission recommended funding a portion of this project (a feasibility study) with 2018 Bond funds in the 2018-2022 CIP.

** This project has received partial funding with FEMA reimbursement funds, and the City Planning Commission recommended additional funding with 2018 Bond funds in the 2018-2022 CIP.

*** City Planning Commission recommended full funding of this project with 2018 Bond funds in the 2018-2022 CIP.

**** City Planning Commission recommended full funding of this project with 2018 Bond funds in the 2018-2022 CIP for relocation of Support Services to the NSA facility.

DETAILS OF RECOMMENDATIONS

SECTION 4.10 - DEPARTMENT OF PROPERTY MANAGEMENT (agency code: 450)

CPC ACTION	MASTER PLAN CONSISTENCY	PROJECT DESCRIPTION	AMOUNT REQUESTED	2019		2020		2021		2022		2023		TOTALS
A/CR	Consistent	Citywide Building Repairs Emergency repairs to structures throughout city.	\$10,000,000	\$150,000	MCF	\$150,000	MCF	\$150,000	MCF	\$150,000	MCF	\$150,000	MCF	\$750,000
D	Consistent	Citywide Energy Efficiency Upgrades Implementation of energy efficiency upgrades to city buildings based on recommendations of energy audits. Includes BAS systems, LED lighting, and occupancy sensors for lighting and heating/cooling.	\$876,000	\$0		\$0		\$0		\$0		\$0		\$0
D	Consistent FLUM: MUHLS	VA Building Garage Light Fixtures Replace dim and broken light fixtures on 10 floors of garage with LED lighting.	\$125,000	\$0		\$0		\$0		\$0		\$0		\$0
D	Consistent FLUM: MUHLS	VA Building Variable Frequency Drivers Replace 10 variable frequency drivers required to operate the HVAC chilled water system at the former VA Building to reduce energy consumption and wear.	\$500,000	\$0		\$0		\$0		\$0		\$0		\$0
D	Consistent FLUM: MUHLS	VA Building Passenger Elevators Replace and modernize 2 passenger elevators serving the CRRC.	\$500,000	\$0		\$0		\$0		\$0		\$0		\$0
D	Consistent FLUM: DMU	City Hall Fire Alarm and Monitoring System Replacement of current outdated system with non-proprietary equipment that can be maintained and repaired by multiple vendors.	\$750,000	\$0		\$0		\$0		\$0		\$0		\$0
D	Consistent FLUM: DMU	Civil Court Fire Alarm and Monitoring System Replacement of current outdated system with non-proprietary equipment that can be maintained and repaired by multiple vendors.	\$475,000	\$0		\$0		\$0		\$0		\$0		\$0
TOTALS, PROPERTY MANAGEMENT			\$13,226,000	\$150,000		\$150,000		\$150,000		\$150,000		\$150,000		\$750,000

DETAILS OF RECOMMENDATIONS

SECTION 4.11 - DEPARTMENT OF PUBLIC WORKS (DPW) (agency code: 500)

CPC ACTION	MASTER PLAN CONSISTENCY	PROJECT DESCRIPTION	AMOUNT REQUESTED	2019	2020	2021	2022	2023	TOTALS
A/CR	Consistent	Recovery Roads Program* FEMA-funded reimbursement for damage to minor streets in all neighborhoods flooded or damaged by Hurricane Katrina.	\$1,020,000,000	\$385,000,000	FEMA \$350,000,000	FEMA \$285,000,000	FEMA \$0	\$0	\$1,020,000,000
D	Consistent	Enhancements** Various enhancement projects including bicycle routes, pedestrian walkways, signalization, ADA access ramps, complete streets improvements, and other projects. Federal funds to be matched by 5% to 20% bond funds.	\$250,000,000	\$0	\$0	\$0	\$0	\$0	\$0
D	Consistent	Major Streets** Continuation of major/collector street construction program. Reconstruction of streets and underground utilities. Locations to be identified based on survey of conditions.	\$50,000,000	\$0	\$0	\$0	\$0	\$0	\$0
D	Consistent	Minor Streets** Reconstruction of minor neighborhood-level streets and underground utilities. Locations to be identified.	\$100,000,000	\$0	\$0	\$0	\$0	\$0	\$0
D	Consistent	Arterials - Urban Systems** Reconstruction of major/arterial streets. Federal funds to be matched by bond funds. Locations to be identified.	\$200,000,000	\$0	\$0	\$0	\$0	\$0	\$0
TOTALS, DPW			\$1,620,000,000	\$385,000,000	\$350,000,000	\$285,000,000	\$0	\$0	\$1,020,000,000

* The indicated FEMA funding for this project has already been appropriated per Ordinance No. 27,400 M.C.S.

** City Planning Commission recommended partial funding of this project with 2018 Bond funds in the 2018-2022 CIP.

DETAILS OF RECOMMENDATIONS

SECTION 4.12 - DEPARTMENT OF SANITATION (agency code: 300)

CPC ACTION	MASTER PLAN CONSISTENCY	PROJECT DESCRIPTION	AMOUNT REQUESTED	2019	2020	2021	2022	2023	TOTAL S
D	Consistent <i>FLUM: IND</i>	Sanitation Field Operations Office & Warehouse The Department's original request included the construction of a warehouse for equipment, supplies, and offices at 2829 Elysian Fields Avenue.	\$1,884,960	\$0	\$0	\$0	\$0	\$0	\$0
D	Consistent	Litter Removal Vacuum Truck This truck would allow the removal of litter from major thoroughfares, bus stops, and special events. A comparable model includes the Madvac LR175.	\$130,000	\$0	\$0	\$0	\$0	\$0	\$0
D	Consistent	Public Litter Cans Purchase of additional litter cans to replace damaged cans and provide service at additional locations. Deploy 100 new cans each year.	\$400,000	\$0	\$0	\$0	\$0	\$0	\$0
TOTALS, SANITATION			\$2,414,960	\$0	\$0	\$0	\$0	\$0	\$0

* City Planning Commission recommended funding a portion of this project with 2018 Bond funds in the 2018-2022 Capital Improvement Plan, but the estimated cost has increased in this year's plan.

DETAILS OF RECOMMENDATIONS

SECTION 4.13 - FRENCH MARKET CORPORATION (agency code: 892)

CPC ACTION	MASTER PLAN CONSISTENCY	PROJECT DESCRIPTION	AMOUNT REQUESTED	2019		2020		2021		2022		2023		TOTALS
A/CR	Consistent <i>FLUM: MU-HC</i>	Building E Renovation Complete exterior renovation of including removal of brick veneer, waterproofing, and rebuilding of 1st floor gallery. Complete renovation of 1st floor interior.	\$800,000	\$300,000	FMC	\$500,000	FMC	\$0		\$0		\$0		\$800,000
CR	Consistent <i>FLUM: MU-HC</i>	Major Building Repairs Major Building repairs and renovations including millwork repairs, electrical system replacement, cooling towers, etc.	\$1,000,000	\$0		\$250,000	FMC	\$250,000	FMC	\$250,000	FMC	\$250,000	FMC	\$1,000,000
A/CR	Consistent <i>FLUM: MU-HC</i>	Upper Pontalba Building Roof Repair to roof including flashing and stucco repairs.	\$1,000,000	\$225,000	FMC	\$225,000	FMC	\$550,000	FMC	\$0		\$0		\$1,000,000
A	Consistent <i>FLUM: MU-HC</i>	Riverside Parking Lot Replace exit infrastructure, cashier booth, lighting, fiber optic communications, pavement, signage, and CCTV.	\$150,000	\$150,000	FMC	\$0		\$0		\$0		\$0		\$150,000
A/CR	Consistent <i>FLUM: MU-HC</i>	Upper Pontalba Building HVAC Replacement of 20 yr old HVAC units.	\$160,000	\$80,000	FMC	\$80,000	FMC	\$0		\$0		\$0		\$160,000
A/CR	Consistent <i>FLUM: MU-HC</i>	Public Restroom Renovations Restroom Upgrades: Bldg. A,B,D of the French Market	\$300,000	\$75,000	FMC	\$225,000	FMC			\$0		\$0		\$300,000
A	Consistent	Wayfinding Upgrade signage throughout premises.	\$200,000	\$200,000	FMC	\$0		\$0		\$0		\$0		\$200,000
A/CR	Consistent	Technology Upgrades Information systems equipment upgrades.	\$157,379	\$57,379	FMC	\$25,000	FMC	\$25,000	FMC	\$25,000	FMC	\$25,000	FMC	\$157,379
A/CR	Consistent	Equipment - Security/Maintenance Replacement of equipment such as golf carts, man lifts, pressure washers, etc.	\$125,000	\$25,000	FMC	\$25,000	FMC	\$25,000	FMC	\$25,000	FMC	\$25,000	FMC	\$125,000
TOTALS, FMC			\$3,892,379	\$1,112,379		\$1,330,000		\$850,000		\$300,000		\$300,000		\$3,892,379

DETAILS OF RECOMMENDATIONS

SECTION 4.14 - MUNICIPAL YACHT HARBOR MANAGEMENT CORPORATION (MYHMC) (agency code: 895)

CPC ACTION	MASTER PLAN CONSISTENCY	PROJECT DESCRIPTION	AMOUNT REQUESTED	2019	2020	2021	2022	2023	TOTALS
D	Consistent <i>FLUM: P</i>	Improvements to West End Park Improvements to West End Park, including painting and landscaping improvements.	\$150,000	\$0	\$0	\$0	\$0	\$0	\$0
D	Consistent <i>FLUM: MARI</i>	Breakwater Drive Improvements Provide rip rap cap, replace concrete sidewalk, drainage and asphalt repairs to parking areas, new lighting, security gates, and signage.	\$7,000,000	\$0	\$0	\$0	\$0	\$0	\$0
D	Consistent <i>FLUM: P</i>	Darlington Electric Prismatic Fountain Restoration of historic rare fountain which is a central feature of West End Park.	\$1,500,000	\$0	\$0	\$0	\$0	\$0	\$0
D	Consistent <i>FLUM: P</i>	Bandstand/Multi-function Gazebo New structure to replace an earthen amphitheater at the eastern end of West End Park.	\$2,000,000	\$0	\$0	\$0	\$0	\$0	\$0
TOTALS, MYHMC			\$10,650,000	\$0	\$0	\$0	\$0	\$0	\$0

DETAILS OF RECOMMENDATIONS

SECTION 4.15 - NEW ORLEANS AVIATION BOARD (NOAB) (agency code: 900)

CPC ACTION	MASTER PLAN CONSISTENCY	PROJECT DESCRIPTION	AMOUNT REQUESTED	2019	2020	2021	2022	2023	TOTALS		
A	Consistent	Long-Term Infrastructure Development Plan Construction of new terminal facility and related infrastructure on north side of airport property.	\$83,800,000	\$83,800,000	NOAB	\$0	\$0	\$0	\$83,800,000		
A/CR	Consistent	Airport Layout Plan Update Project will develop an updated Airport Layout Plan to include the north side terminal.	\$2,000,000	\$1,000,000	NOAB	\$1,000,000	NOAB	\$0	\$2,000,000		
A/CR	Consistent	Taxiway G Extension - West Taxiways E and S will be milled and overlaid to maintain airfield safety.	\$28,900,000	\$7,000,000	NOAB	\$14,450,000	NOAB	\$7,450,000	NOAB	\$0	\$28,900,000
CR	Consistent	Taxiway Rehabilitation E&S Taxiways E and S will be milled and overlaid to maintain airfield safety.	\$10,790,000	\$0	\$0	\$5,010,000	NOAB	\$5,780,000	NOAB	\$0	\$10,790,000
CR	Consistent	Airfield Rehabilitation Program - RW 2-20 Removal and replacement of pavement slabs and joint sealant in order to maintain airfield safety.	\$2,100,000	\$0	\$0	\$0	\$210,000	NOAB	\$1,890,000	NOAB	\$2,100,000
CR	Consistent	Airfield Rehabilitation Program - RW 11-29 Removal and replacement of pavement slabs and joint sealant in order to maintain airfield safety.	\$1,230,000	\$0	\$0	\$0	\$0	\$1,230,000	NOAB	\$1,230,000	\$1,230,000
TOTALS, NOAB			\$128,820,000	\$91,800,000	\$15,450,000	\$12,460,000	\$5,990,000	\$3,120,000	\$128,820,000		

DETAILS OF RECOMMENDATIONS

SECTION 4.16 - NEW ORLEANS MUSEUM OF ART (NOMA) (agency code: 689)

CPC ACTION	MASTER PLAN CONSISTENCY	PROJECT DESCRIPTION	AMOUNT REQUESTED	2019	2020	2021	2022	2023	TOTALS
D	Consistent <i>FLUM: P</i>	NOMA HVAC Replacement of 19 failing air handling units.	\$1,275,000	\$0	\$0	\$0	\$0	\$0	\$0
D	Consistent <i>FLUM: P</i>	NOMA Public Restroom Upgrades Repair and renovations to public restrooms to bring facilities into full ADA compliance and meet conservation guidelines.	\$460,000	\$0	\$0	\$0	\$0	\$0	\$0
D	Consistent <i>FLUM: P</i>	Lighting Controls Repairs Replacement and repair of lighting controls and lighting systems that have failed, or are failing throughout the public areas of the building.	\$180,000	\$0	\$0	\$0	\$0	\$0	\$0
D	Consistent <i>FLUM: P</i>	CCTV/Security Upgrades Replace failing equipment and add cameras in museum and sculpture garden.	\$240,000	\$0	\$0	\$0	\$0	\$0	\$0
TOTALS, NOMA			\$2,155,000	\$0	\$0	\$0	\$0	\$0	\$0

DETAILS OF RECOMMENDATIONS

SECTION 4.17 - OFFICE OF HOMELAND SECURITY AND EMERGENCY PREPAREDNESS (NOHSEP) (agency code: 222)

CPC ACTION	MASTER PLAN CONSISTENCY	PROJECT DESCRIPTION	AMOUNT REQUESTED	2019	2020	2021	2022	2023	TOTALS
D	Consistent	ALERT Flood Warning System* This project includes the installation of remote gauges and warning beacons at 50 frequently flooded sites throughout the city to provide emergency warning to motorists and critical information to emergency managers at NOHSEP, SWBNO, and the National Weather Service.	\$1,500,000	\$0	\$0	\$0	\$0	\$0	\$0
A	Consistent <i>FLUM: DMU</i>	EOC Dormitory Renovation Renovation of Emergency Operation Center on 10 th floor of City Hall. Includes remodeling of bathroom providing separate gender facilities and ADA compliant facilities, as well as upgrades to dormitory to make it functional during emergencies.	\$550,000	\$310,928	2015 BOND	\$0	\$0	\$0	\$310,928
D	Consistent <i>FLUM: IND</i>	Municipal Fire Training Academy Storage Facility Construction of steel warehouse buildings on existing slabs in New Orleans East facility to provide storage for critical equipment and supplies.	\$900,000	\$0	\$0	\$0	\$0	\$0	\$0
TOTALS, NOHSEP			\$2,950,000	\$310,928		\$0	\$0	\$0	\$310,928

* Following the August 5, 2017 flood event, the City procured the installation of gauges and warning beacons in 12 locations. The requested project would expand this system.

DETAILS OF RECOMMENDATIONS

SECTION 4.18 - NEW ORLEANS PUBLIC LIBRARY BOARD (NOPL) (agency code: 630)

CPC ACTION	MASTER PLAN CONSISTENCY	PROJECT DESCRIPTION	AMOUNT REQUESTED						TOTALS	
				2019	2020	2021	2022	2023		
A	Consistent <i>FLUM: RLD-PRE</i>	Nix Library ADA Accessibility* Remodel of front entrance with installation of hydraulic lift, and addition including ADA compliant bathroom and new janitorial closet.	\$400,000	\$165,277 \$16,202 \$321,884	2004 BOND 2005 BOND 2015 BOND	\$0	\$0	\$0	\$0	\$503,363
D	Consistent <i>FLUM: P</i>	Children's Resource Center Library Repairs to ceiling, sheetrock/plaster, main entrance, and subfloor. Removal of carpet and installation of low-maintenance, non-porous flooring. Update bathrooms, staff areas, plumbing, and kitchenette.	\$302,100	\$0		\$0	\$0	\$0	\$0	\$0
D	Consistent	Main Library New City Archives Relocation Design and construction of a new space to house the City Archives.	\$13,500,000	\$0		\$0	\$0	\$0	\$0	\$0
TOTALS, NOPL			\$14,202,100	\$503,363		\$0	\$0	\$0	\$0	\$503,363

* Capital Projects Administration noted that because there are leftover bond funds from 2015, for the dedication to public library projects, these funds could be allocated in whole. Though the amount would be above the requested amount, the remainder could be used for contingency.

DETAILS OF RECOMMENDATIONS

SECTION 4.19 - NEW ORLEANS RECREATION DEVELOPMENT COMMISSION (NORDC) (agency code: 580)

CPC ACTION	MASTER PLAN CONSISTENCY	PROJECT DESCRIPTION	AMOUNT REQUESTED	2019	2020	2021	2022	2023	TOTALS
D	Consistent	Citywide HVAC Replacement Replacement of failing and outdated HVAC systems in NORDC facilities.	\$1,000,000	\$0	\$0	\$0	\$0	\$0	\$0
D	Consistent <i>FLUM: P</i>	Joe W. Brown Park Stormwater Management Dredging lagoon to more uniform depth, creation of bulkheaded access points, installation of aeration system, improvements to water bottom and shoreline, and analysis of the drainage system.	\$2,669,800	\$0	\$0	\$0	\$0	\$0	\$0
D	Consistent <i>FLUM: P</i>	Behrman Stadium/Track Improvements Includes concrete repairs, bathroom and locker room renovation, stadium seating replacement, resurface track mechanical and electrical improvements, network upgrade to press box, HML replacement and LED lighting fixtures.	\$1,500,000	\$0	\$0	\$0	\$0	\$0	\$0
D	Consistent <i>FLUM: P</i>	Skelly Rupp Baseball Diamond Coaches office renovation, new roof covering, renovation of bathroom facilities, and replace PA system.	\$1,500,000	\$0	\$0	\$0	\$0	\$0	\$0
D	Consistent <i>FLUM: P</i>	Stallings Gentilly Major renovation of bathrooms and showers, building addition, field improvements, and pool repairs.	\$550,000	\$0	\$0	\$0	\$0	\$0	\$0
D	Consistent	Citywide Pool Renovations* Replacement of pumps, filters, chlorination system, showers, restrooms, pool tubs, and fencing.	\$1,000,000	\$0	\$0	\$0	\$0	\$0	\$0
TOTAL, PAGE 1 -- NORDC			\$8,219,800	\$0	\$0	\$0	\$0	\$0	\$0

* City Planning Commission recommended funding a portion of this project with 2018 Bond funds in the 2018-2022 Capital Improvement Plan.

DETAILS OF RECOMMENDATIONS

SECTION 4.19 - NEW ORLEANS RECREATION DEVELOPMENT COMMISSION (NORDC) (agency code: 580)

CPC ACTION	MASTER PLAN CONSISTENCY	PROJECT DESCRIPTION	AMOUNT REQUESTED	2019	2020	2021	2022	2023	TOTALS
D	Consistent <i>FLUM: P</i>	Norman Playground* Construction of concessions/multi-purpose building, repairs to the existing basketball court and shelter, new playground equipment, re-grading and upgrades to existing multi-purpose field, new lighted walking path, and new perimeter fencing.	\$3,700,000	\$0	\$0	\$0	\$0	\$0	\$0
D	Consistent	Citywide HML Replacement Replacement of failing and outdated high mass lighting systems at playgrounds and fields citywide.	\$1,500,000	\$0	\$0	\$0	\$0	\$0	\$0
D	Consistent	Citywide Playground Equipment Replacement* Remove/replace plan equipment, slab, seating area, landscaping and shade areas.	\$1,875,000	\$0	\$0	\$0	\$0	\$0	\$0
D	Consistent	Citywide Playground Surface Replacement Remove and replace safety surfaces at playgrounds.	\$1,250,000	\$0	\$0	\$0	\$0	\$0	\$0
D	Consistent <i>FLUM: P</i>	Behrman Recreation Center Renovation Renovations include structural repairs to building, waterproofing and tuck pointing of historical brick, replacement of windows, new HVAC system, painting, gutter installation, interior lighting replacement, and replacement of bollards on the campus.	\$1,700,000	\$0	\$0	\$0	\$0	\$0	\$0
D	Consistent <i>FLUM: P</i>	Westbank Soccer Complex Renovate existing basketball court by resurfacing with asphalt and striping. Replace lighting and safety tiles, and install new fencing. Create new pathway connecting park facilities	\$20,000,000	\$0	\$0	\$0	\$0	\$0	\$0
D	Consistent <i>FLUM: P</i>	Village de L'Est Playground Phase II Construct a new 1,850 sq ft multi-purpose building, site grading, and new playground including concrete slab, equipment and safety surface.	\$2,100,000	\$0	\$0	\$0	\$0	\$0	\$0
D	Consistent <i>FLUM: P</i>	Perry Roehm Stadium Improvements Renovations to paint stadium, add electricity to concessions, add canopy covering, water fountain, new storage building, improvements to field, etc.	\$940,000	\$0	\$0	\$0	\$0	\$0	\$0
TOTAL, PAGE 2 -- NORDC			\$33,065,000	\$0	\$0	\$0	\$0	\$0	\$0
TOTAL, NORDC			\$41,284,800	\$0	\$0	\$0	\$0	\$0	\$0

* 2016 Bond funds in the amount of \$200,000 have been appropriated for this project per Ordinance No. 27,142 M.C.S.

DETAILS OF RECOMMENDATIONS

SECTION 4.20 - ORLEANS PARISH CRIMINAL DISTRICT COURT (OPCDC) (agency code: 837)

CPC ACTION	MASTER PLAN CONSISTENCY	PROJECT DESCRIPTION	AMOUNT REQUESTED	2019	2020	2021	2022	2023	TOTAL S
D	Consistent <i>FLUM: INS</i>	Jury Deliberation Rooms Renovation Renovation of the Criminal District Court's seven jury deliberation rooms, including repairs to ceiling, floors, plaster, windows, and plumbing.	\$2,576,236	\$0	\$0	\$0	\$0	\$0	\$0
D	Consistent <i>FLUM: INS</i>	Audio Equipment Upgrade Replace audio recording equipment for 13 courtrooms.	\$128,544	\$0	\$0	\$0	\$0	\$0	\$0
D	Consistent <i>FLUM: INS</i>	Audio Visual Equipment Audio/visual equipment for interactive evidence presentation for 11 courtrooms.	\$1,553,240	\$0	\$0	\$0	\$0	\$0	\$0
D	Consistent <i>FLUM: INS</i>	Courthouse Security Perimeter Fencing Secured perimeter fencing for the courthouse.	\$988,800	\$0	\$0	\$0	\$0	\$0	\$0
D	Consistent <i>FLUM: INS</i>	Juror's Parking Lot Security Fencing & Gate Secure fencing and gate for juror parking.	\$344,020	\$0	\$0	\$0	\$0	\$0	\$0
D	Consistent <i>FLUM: INS</i>	Grand Hallway Restoration Remove contamination of possible lead-based paint. Restoration and conservation of failing plaster to ornamental detail. Repaint historic ceilings and walls.	\$3,605,000	\$0	\$0	\$0	\$0	\$0	\$0
TOTALS, OPCDC			\$9,195,840	\$0	\$0	\$0	\$0	\$0	\$0

DETAILS OF RECOMMENDATIONS

SECTION 4.21 - ORLEANS PARISH SHERIFF'S OFFICE (OPSO) (agency code: 850)

CPC ACTION	MASTER PLAN CONSISTENCY	PROJECT DESCRIPTION	AMOUNT REQUESTED	2019	2020	2021	2022	2023	TOTALS
D	Consistent <i>FLUM: INS</i>	Administration Addition to Second Floor Outfit the second floor within the Orleans Justice Center for administrative staff. Includes drywall, carpet, paint, lighting, telecommunications, fire sprinkler head reroute, and HVAC diffusers.	\$800,000	\$0	\$0	\$0	\$0	\$0	\$0
TOTALS, OPSO			\$800,000	\$0	\$0	\$0	\$0	\$0	\$0

5. Appendices

Appendix A. Ongoing Non-DPW Capital Projects

No.	Dept.	Project Name	Scope	Total Funding	Current Phase	Cnst. Substantial Completion Date
1	P&P	Parks & Parkways Citywide Improvements - Phase II	Coliseum Square: : reset pavers, add new plumbing line to drinking fountain, custom mold for historic lanterns and historical (pedestrian) light pole, and replace broken trash receptacles. Washington Square: perform water pressure test on old water line, repair gate entrance and fence, replace missing/broken historic finials, and replace shed door with hollow metal door with a proper lock.	\$101,665	Complete	15-May-2018A
2	NORDC	Gert Town Community Pool	Construction of a new 15,000 sq. ft. Natatorium w/community meeting space.	\$7,877,963	Contract Closeout	31-May-2018A
3	NOPL	Main Library Flooring	Flooring repairs at the Main Public Library.	\$317,224	Complete	04-Jun-2018A
4	NOPL	Nora Navra Library	Construction of a new approximately 7,800 sq. ft. library building to replace storm damaged library; will contain stacks area, reading area, computer terminals, multipurpose room, and various support spaces (i.e. offices, restrooms, etc).	\$3,756,157	Contract Closeout	06-Jun-2018A
5	NORDC	Hardin Playground Improvements	Construction of new 700 sq. ft. coaching, concession, and restroom building with a 766 sf. Ft. covered patio.	\$743,500	Contract Closeout	18-Jul-2018A
6	NOPD	NOPD Second District Police Station	New construction of a new 17,000 square feet police station.	\$8,341,452	Contract Closeout	24-Jul-2018A
7	DPM	Low Barrier Shelter	Renovations to the 12,000 of the 20,000 sq. ft. 2nd floor of the 1503 Gravier Street Bldg. in the old VA Hospital Complex to accommodate the new low barrier shelter.	\$2,609,428	Contract Closeout	08-Aug-2018A
8	P&P	Brechtel Memorial Park Improvements (Lagoon Repairs/Improvements)	Dredging and cleaning of the lagoon; site work to create an actual island at Scout Island, add a bridge to this island	\$1,258,151	Contract Closeout	15-Aug-2018A
TOTAL COMPLETED IN 2018				\$25,005,540		

No.	Dept.	Project Name	Scope	Total Funding	Current Phase	Cnst. Substantial Completion Date
9	NORD	Kenilworth Playground Improvements (NORD Project Package #3)	The scope of work includes renovation to the restrooms, concessions, meeting room, and MEP repairs. The scope of work also includes replacement of two backstops and limited dug out area improvements, replace existing batting cage with new double cage, ADA improvements, play safety surface and park entrance improvements.	\$514,063	Construction	17-Aug-2018
10	DPW	DPW Rock Crusher Plant Demolition	Demolition of Katrina damaged structure, clear & grade site, and site/fencing repairs.	\$59,098	Construction	24-Aug-2018
11	NORDC	Hunter's Field Phase III - New Building Addition	The construction of a new 3,500 sq. ft. community center, including a multi-purpose room, storage, meeting rooms and office space.	\$1,846,239	Construction	31-Aug-2018
12	FMC	Public Art Installation at Crescent Park	Installation of a sculpture gifted to the City of New Orleans for the tri-centennial commemorating the contribution of Latin American workers to the City.	\$50,000	Construction	6-Sep-2018
13	DPM	Touro Shakespeare Home Safe & Secure	Safe and Secure this Katrina damaged facility. [Phase I]	\$111,046	Pre-Design	29-Sep-2018
14	DPM	Flag Pole Installation at Canal St. & Jeff Davis Hwy.	Installation of 60' flag pole/flag at the previous location of the Jeff Davis Statue.	\$75,000	Construction	30-Sep-2018
15	NOMA	New Orleans Museum of Art Damage Repairs	Repairs include waterproofing the concrete basement floors, HVAC equipment relocation and new central plant, roof replacement and exterior waterproofing around the vertical walls.	\$12,571,565	Construction	01-Oct-2018
16	NORDC	Kerry Curley Playground Improvements (NORD Project Package #4)	Playground improvements include: demolish HML poles, demolish existing backstop near Dwyer Canal; repair 8' chain link fence; restripe the existing basketball court; provide ADA compliant access to the park with concrete pathways and renovated clubhouse. Repair and renovate the Clubhouse Building of 1,340 SF with roof replacement, architectural repairs, HVAC replacement, electrical replacement and service, and plumbing replacement.	\$396,533	Construction	08-Oct-2018
17	NORDC	Bunny Friend Playground Improvements (NORD Project Package #3)	The scope of work includes repairs and renovations to restrooms, concessions, office/storage, and improving ADA building access.	\$198,000	Construction	16-Oct-2018
18	DPW	DPW Multi-Purpose Building	The DPW Multi-Purpose site will consist of the construction of a new 8000 sq. ft. warehouse/office/small repair shop.	\$5,246,236	Construction	22-Oct-2018
19	CAO	Riverfront Master Plan & Tricentennial Plaza	Development of Master Plan and Phase I Renovation of the Spanish Plaza.	\$7,500,000	Construction	26-Oct-2018

No.	Dept.	Project Name	Scope	Total Funding	Current Phase	Cnst. Substantial Completion Date
20	NOPL	Main Library Structural Study	Survey, document and study the existing conditions (land subsidence, terrazzo/concrete cracking and water infiltration) of the Main Public Library.	\$14,975	Pre-Design	09-Nov-2018
21	NORDC	Bodenger Playground	Renovation of existing building (approximately 1,794 sq. ft.). Demolition/installation of new backstop, dugouts, and fencing, and installation of new basketball court with lighting and fencing.	\$640,616	Construction	16-Nov-2018
22	DPM	Bertha Maugrauer Center Demonlition	Demolition of existing building to the slab.	\$261,819	Pre-Design	30-Nov-2018
23	OPCDC	Criminal District Courts Phase II - Interior Renovations	Interior renovations of existing building to expand Criminal Courts Building from 11 to 13 court rooms on the 1st and 2nd floors, allowing for re-purposing of spaces with very limited ADA accessibility on the third level. The spaces that will serve the displaced entities must be renovated, these include the coroner's old office the coroner's basement space, the current collections department and the drug testing space (approximately 6,000 sq. ft). To accomplish the build-out of Courtroom 4, the Sheriff's offices will be relocated to the Broad Street end of the 1st floor.	\$11,765,834	Construction	01-Dec-2018
24	EMD	EMD Gentilly Demolition and Safe & Secure	Safe and Secure/Demolition of this Katrina Damaged Facility.	\$56,967	Pre-Design	08-Dec-2018
TOTAL TO BE COMPLETED IN 2018				\$41,307,991		
25	NORDC	Delgado Playground (FEMA Repairs)	Confirmation of FEMA (Katrina) Repairs.	\$107,702	Pre-Design	14-Jan-2019
26	NOMTCB	Mosquito Control Bio Lab (FEMA Repairs)	Confirmation of FEMA (Katrina) Repairs.	\$75,183	Pre-Design	14-Jan-2019
27	DPM	Maria Goretti Hazard Mitigation (FEMA Repairs)	Confirmation of FEMA (Katrina) Repairs.	\$17,378	Pre-Design	14-Jan-2019
28	DPM	Allie Mae Williams Multi-Service Center Phase V (Building A & C Replacement)	Rehabilitation of the Daycare / CCEOC Building in the Allie Mae Complex to include a replacement Head Start Nursery facility and a branch of the New Orleans Library. The outdated building infrastructure will be gutted and replaced to meet Life Safety and ADA compliance with new electrical and mechanical systems, elevators and stairways and interior finishes. The existing facade, site parking and signage will also be part of the completed project.	\$6,378,174	Construction	23-Jan-2019
29	YSC	New Orleans Youth Study Center (28 Bed Expansion)	28 bed, 22k sq. ft. expansion at the New Orleans Youth Study Center.	\$17,411,272	Construction	07-Feb-2019

No.	Dept.	Project Name	Scope	Total Funding	Current Phase	Cnst. Substantial Completion Date
30	NORDC	Donsereaux Harrison Playground (FEMA Repairs)	Confirmation of FEMA (Katrina) Repairs.	\$56,859	Pre-Design	13-Feb-2019
31		Odile Davis Park (FEMA Repairs)	Confirmation of FEMA (Katrina) Repairs.	\$99,215	Pre-Design	13-Feb-2019
32	DPM	Gallier Hall Phase II - Historical Exterior Restoration	The architectural material analysis and condition assessment for the conservation and restoration of the Lafayette Street Façade, West and North Façades. Exterior restoration of the Lafayette Street Façade, West and North Façades, including but not limited to, the restoration of the exterior marble, stucco, plaster and cornice brick. Paint and re-glaze exterior windows	\$4,638,831	Construction	16-Feb-2019
33	NOFD	NOFD Engine 12 (FEMA Repairs)	Confirmation of FEMA (Katrina) Repairs.	\$158,060	Pre-Design	
34	DPM	Property Management Facility Maintenance Division Warehouse (FEMA Repairs)	Confirmation of FEMA (Katrina) Repairs.	\$110,146	Pre-Design	
35	DPW	DPW Sign & Signal Shop Demolition (Lafitte Greenway)	Demolition of the Sign & Signal Shop and turn into green space.	\$919,400	Pre-Design	2-Apr-2019
36	NORDC	Joseph Bartholomew Walking Path	Installation of a concrete walking path with required drainage improvements.	\$597,214	Bid & Award	02-Apr-2019
37	DPM	Lafitte Greenway Shelter at Lopez St. Brake Tag Station	Conversion of existing building into a pedestrian shelter.	\$1,563,906	Bid & Award	02-Apr-2019
38	OPSO	OJC (3rd Floor) Dock Renovations	Renovations to the 3rd Floor "Docks" at Orleans Parish Prison.	\$5,341,433	Bid & Award	06-Apr-2019
39	NOFD	NOFD 8th District Headquarters (Design Only)	Construction of a new 9,000 SF, two-story, four-bay Fire Station in Algiers.	\$557,609	Design	08-Apr-2019
40	NOMTCB	Mosquito Control Hangar	Renovation to mosquito control airplane hangar including exterior wall and door repairs, removal of drywall, ceiling and insulation and replacement of finish and paint.	\$347,935	Bid & Award	28-Apr-2019
41	NORDC	Cuccia-Byrnes Playground	New 2,532 S.F. block construction building for use as concessions and storage for the park to replace existing building determined as "at cost replacement" by FEMA	\$454,448	Construction	20-May-2019
42	NORDC	McCue Playground Improvements (NORD Project Package #3)	The scope of work is to construct a new small concession/restroom/athletic storage building to eliminate need for portolets and steel storage box. [Approx 1,000 sq. ft. enclosed]	\$520,375	Bid & Award	

No.	Dept.	Project Name	Scope	Total Funding	Current Phase	Cnst. Substantial Completion Date
43	MYHMC	Municipal Yacht Harbor Administration Building Repairs - Phase II	Completion of the remaining repairs to the Administration Building including the replacement of MEP system and interior finishes.	\$576,655	Bid & Award	
44	NORDC	Eastshore Playground Improvements	Construction of a new community building, approximately 1,300 sq. ft., that will contain a concession area, restrooms, a multiuse room, and office for a staff person.	\$1,197,190	Bid & Award	26-May-2019
45	NOFD	NOFD Engine 36 Read Blvd	Demolition of the existing fire station and construction of a new 12,000 sq. ft, 4-bay fire station.	\$8,661,890	Construction	10-Jun-2019
46	NOPD	NOPD 1st District - Hazard Mitigation	Upgrades to the exterior structural of the building that includes the replacement of existing doors and windows to meet current hurricane wind resistance standards.	\$325,000	Bid & Award	13-Jun-2019
47	DPM	Lafitte Greenway Concessions/Restroom Building	Construction of new 1,560 square foot concessions, restroom and storage building with additional 1,400 sq. ft. under roof.	\$1,715,381	Bid & Award	17-Jul-2019
48	DPM	Desire/Florida Multi-Service Center & Helen Levy Clinic	Design and construction of an 11,000 square foot multi-service facility.	\$5,000,000	Design	19-Jul-2019
49	MYHMC	Municipal Yacht Harbor Marina Redevelopment	The redevelopment of the Municipal Yacht Harbor Marina is for a state of the art, 500 slip floating marina to include new utilities, an elevated restroom facility, a new sanitary pump out station and Life Safety and ADA compliance. The land based amenities will include secure entry locations, cart storage, waste and oil disposal, parking and signage.		Construction	23-Jul-2019
50	Multiple	Citywide Generator Installation	Hazard Mitigation funded installation of Automatic Transfer Switches at Cut-Off Center, Gernon Brown Center, Rosenwald Center, Treme Center, Sanchez Center, Joe W Brown Center, Stallings St. Claude Center, Lyons Center, & Milne Center. The grand also provides funding for the installation of Automatic Transfer Switches and Generators at NOHSEP Logistics Warehouse and the NOPD Real Time Crime Monitoring Center.	\$788,946	Design	30-Jul-2019
51	P&P	Parks & Parkways Phase IV - Greenhouse	Repair and restoration of the Parks & Parkways Greenhouse and Headhouse.	\$1,817,315	Bid & Award	01-Aug-2019
52	NORDC	Norman Playground (Play Equipment Installation)	Renovations to the park that include the construction of a new concessions/multi-purpose building, repairs to the existing basketball shelter and court, new playground equipment, re-grading and upgrades to the existing multi-purpose field, new volley ball court, new lighted walking path, and new perimeter fencing.	\$293,907	Design	14-Oct-2019

No.	Dept.	Project Name	Scope	Total Funding	Current Phase	Cnst. Substantial Completion Date
53	MYHMC	Municipal Yacht Harbor Fishing Pier & Public Restrooms	Replacement and relocation of a new fishing pier facility incorporating public restrooms. The project will include site improvements for improved access and curb appeal.	\$2,030,895	Design	29-Oct-2019
54	DPW	Almonaster Auto Pound Demo & Pre-Fab Construction	Demolition and installation of new pre-fabricated building	\$598,516	Pre-Design	14-Nov-2019
55	NOPD	NOPD First District Police Station (FEMA Repairs)	The scope of work is being determined.	\$251,748	Pre-Design	
56	DPM	City Hall/Civil Court Elevator Upgrades	Replacement of existing elevators at New Orleans City Hall & Civil Court.	\$5,149,353	Construction	03-Dec-2019
57	NORDC	Milne Boys Home Site #6 Playground (FEMA Repairs)	The scope of work is being determined.	\$225,366	Pre-Design	11-Dec-2019
58	EMD	EMD Central Maintenance Facility	New 21,000 S.F. pre-manufactured rigid-frame maintenance garage and offices for the City of New Orleans EMD (Equipment Maintenance Division), located at 3900 Alvar Street. The facility will be used for the maintenance and repair of City-owned vehicles	\$6,019,988	Design	19-Dec-2019
TOTAL TO BE COMPLETED IN 2019				\$74,007,290		
59	NORDC	West Bank Natatorium at Behrman Park	Construction of a new natatorium building with a 3-lane lap pool for exercise, a recreation pool area, water basketball, volleyball and a water slide. The building will include men's and women's locker rooms plus a family room (with full bath and toilet facilities).	\$7,982,824	Bid & Award	12-Jan-2020
60	OPCPC	Criminal District Courts - Structural Wind Retro-Fit	Construction Activities to include Window and Door replacement/fortification as necessary at entire facility to provide protection against wind loads to 150 MPH as well as studied and selected waterproofing at exterior masonry to protect against water intrusion by wind-driven water.	\$7,534,607	Design	27-Jan-2020
61	NOFD	NOFD Fuel Tank Replacement - Phase II	The removal and replacement of the NOFD Fuel Tanks at Engines 7, 4, 14, 24, 25, 27, 31, 36.	\$188,345	Pre-Design	29-Jan-2020
62	NOFD	NOFD Engine 38 (FEMA Repairs)	The scope of work is being determined.	\$75,924	Pre-Design	29-Jan-2019
63	NOFD	NOFD Administration Headquarters (at MTA City Park)	The scope includes the design for a 19k sq. ft. NOFD Headquarters, training academy and warehouse space at the existing MTA City Park facility.	\$4,278,952	Design	07-Feb-2020
64	NOFD	NOFD Multi-Station Renovations	The scope of work includes renovations and repairs at NOFD Fire Stations 4, 6, 7, 8, 12, 13, 14, 18, 21, 24, 25, 27 & 28.	\$4,036,138	Design	9-Feb-2020
65	NOFD	NOFD Engine 24 & Supply Annex (FEMA Repairs)	The scope of work is being determined.	\$284,356	Pre-Design	27-Feb-2020

No.	Dept.	Project Name	Scope	Total Funding	Current Phase	Cnst. Substantial Completion Date
66	NOPD/OPCDC	Criminal Evidence & Processing Complex	Construction of a new 5-story, 64k sq. ft. facility for use by NOPD evidence and processing, Criminal Clerk of Courts, Municipal Court and NOPD Crime Lab.	\$24,697,704	Design	27-Mar-2020
67	DPM	City Hall MEP (Supply Side) Upgrades	Repairs and or Replacements of existing aged mechanical and electrical equipment throughout New Orleans City Hall.	\$5,231,159	Design	29-Apr-2020
68	NOFD	NOFD Communications Building	The scope of work is being determined.	\$573,521	Pre-Design	1-May-2020
69	DPW	Mirabeau Garden Stormwater Management and Flood Mitigation	The project is intended to feature innovative stormwater management best management practices in order to redirect, capture, filter, and temporarily store large volumes of stormwater. Features that may be considered for this property include but are not limited to a connection to the existing drainage trunk line, a solar-powered pumping facility, a multi-use building to house ongoing educational programming, a wetland, a woodland, channels and bioswales, athletic fields, educational and recreational walks, and a greywater and blackwater purification system. Specific site features may include recreational and/or scientific/educational use. The project's purpose is to improve the efficacy of the existing drainage infrastructure in Gentilly, to mitigate flooding of the neighborhood's streets and properties to the greatest extent possible, and to substantially reduce the volume of, and increase the quality of stormwater entering Drainage Pump Station 4.	\$16,670,396	Design	16-Jun-2020
70	NORDC	George Washington Carver Playground Improvements	Ballfield improvements and miscellaneous park improvements.	\$198,000	Pre-Design	22-Jun-2020
71		Community Correctional Center (CCC) Demolition	The scope of work is being determined.	\$5,553,456	Pre-Design	23-Sep-2020
72	OPSO	House of Detention Demolition	The scope of work is being determined.	\$2,264,027	Pre-Design	23-Sep-2020
TOTAL TO BE COMPLETED IN 2020				\$79,569,409		
73	MTC	Municipal Traffic Court - Interior Renovations	Renovations to the Municipal & Traffic Court to align with the court consolidation plan developed by NCSC. Approx. 115, 000 Sq. ft. (3 floors)	\$14,057,032	Pre-Design	1-May-2021
74		St. Bernard Stormwater Management (Willie Hall Playground)	Streetscape improvements along St. Denis St. from St. Bernard to the St. John's Bayou, construction of a pedestrian plaza and pedestrian bridge across the St. John's Bayou and construction on the site of the McDonough 35 High School site of the new Willie Hall Playground to include a new regulation softball field, concessions, restroom and storage building, basketball court, play equipment and a new football field.	\$10,000,000	Design	22-Jul-2021

No.	Dept.	Project Name	Scope	Total Funding	Current Phase	Cnst. Substantial Completion Date
75	OPSO	Templeman III (OJC Medical Services Facility)	Construction of a new 89 bed facility to address the medical and mental needs of inmates housed at the Orleans Jail Center. The facility will include an infirmary, clinic, administrative medical/mental health space, laundry, attorney and family visitation rooms and a connecting bridge to OJC and the Kitchen/Warehouse to facilitate food deliveries.	\$36,048,228	Pre-Design	09-Sep-2021
76		Milne Campus	Improve stormwater management and reduce flood risk and subsidence at Milne Campus.	\$8,000,000	Pre-Design	13-Dec-2021
TOTAL TO BE COMPLETED IN 2021				\$68,105,260		
77	DPW	Broadmoor Drainage Upgrades and Green Infrastructure	This project is intended to help alleviate flooding by aiming to increase the capacity of the subsurface drainage between local streets and the SWBNO SELA projects as well as by using green infrastructure options which may include large retention/detention basins, street basins, and streetside bioswales.	\$51,119,431	Design	15-Jan-2022
TOTAL TO BE COMPLETED IN 2022				\$51,119,431		
78	NORD	Easton Playground Basketball Courts	Repairs to existing concrete slab for a new basketball court at Easton Playground.	\$241,988	Design	-
79	DPM	Municipal Auditorium Phase I C - Roof Replacement & Building Stabilization	This phase of work includes remediation and stabilization of the building including permanent interior ventilation to inhibit further mold growth, roof replacement, removal of all contents including carpet, seating, drapery and other finishes, removal of all mechanical and electrical equipment in the basement and elsewhere, replacement of the existing sprinkler system and securing the building's exterior elements such as windows and doorways to prevent further deterioration and potential vandalism.	\$31,492,383	Bid & Award	-
80	NOPD	NOPD Fourth District Police Station (Design Only)	Construction of a new 17,000 SF Police Station in Algiers. New furniture for the station, and a shared courtyard with lighting and seating between the Police Station and Natatorium.	\$4,566,698	Design	
81	DPM	NSA Redevelopment	Development of the NSAEB Site and all buildings for use by the Developer.	\$0	Pre-Design	-
82	NORDC	Perry Roehm Stadium Improvements	Scope of work includes concession area expansion, restroom repairs & upgrades, fencing, painting, new dugouts, complete field reconstruction and grading, stormwater drainage work, backstop padding and netting work, batting cage netting work.	\$500,687	Bid & Award	-
83	DPM	Union Passenger Terminal (FEMA Repairs)	The scope of work is being determined.	\$1,912,990	Pre-Design	-

No.	Dept.	Project Name	Scope	Total Funding	Current Phase	Cnst. Substantial Completion Date
84	NORDC	Village de L'Est Playground Phase II - Community Building & Park Improvements	Construction of a new 1,860 SF multi-purpose building (conference room, concession/break room, storage, women/men/family restrooms and an office), site grading in relation to the building construction, and new playground including concrete slab, equipment and safety surface.	\$1,030,196	Bid & Award	-
85	NORDC	West Bank Soccer Complex	Construction of a new soccer stadium facility including a championship field with covered bleachers, four practice fields, a parking lot, concessions, restrooms, locker rooms and ticketing area with related site improvements. The project is planned at the site of the Brechtel Golf Course and will require demolition of the existing Katrina damaged facilities prior to construction.	\$2,906,088	Design	-
TOTAL TBD				\$42,651,030		
TOTAL CPA PROGRAM				\$381,765,951		

Appendix B. Ongoing Department of Public Works Projects

No.	Project ID	Project Name	Total Funding	Scope of Work	Estimated Completion Date
1	DPW508	Wisner Shared Use Path Extension (Esplanade Ave - De Saix Blvd)	\$731,773.72	Concrete Shared Use Path, Pedestrian Signals, ADA Ramps, Striping	Q3 2018
2	DPW627	Fontainebleau (Nashville - Broad)	\$326,816.78	The scope of work may include: Full depth asphalt patching, 2 mill and overlay, ADA curb ramp, sidewalks and drainage structure adjustments when needed."	Q3 2018
3	DPW599	Arizona (Delaware - Behrman)	\$150,000.00	The scope of work may include: Full depth asphalt patching, 2" mill and overlay, ADA curb ramp, sidewalks and drainage structure adjustments when needed.	Q3 2018
4	DPW324	St. Charles Ave (Louisiana Ave - Napoleon)	\$1,612,505.35	Rehabilitation of roadway by milling existing surface and overlay with new asphalt, including pre-milling patching repairs as well as adjustment of utility manholes, where applicable.	Q3 2018
5	DPW605	Lamarque (LB Landry - Vallette)	\$419,639.25	The scope of work may include: Full depth asphalt patching, 2" mill and overlay, ADA curb ramp, sidewalks and drainage structure adjustments when needed.	Q3 2018
6	DPW604	Homer (Hendee - Dead End)	\$36,504.22	The scope of work may include: Full depth asphalt patching, 2" mill and overlay, ADA curb ramp, sidewalks and drainage structure adjustments when needed.	Q3 2018
7	DPW603	Memorial Park (Farragut - Nevada)	\$300,000.00	The scope of work may include: Full depth asphalt patching, 2" mill and overlay, ADA curb ramp, sidewalks and drainage structure adjustments when needed.	Q3 2018
8	RR051	RR3 - Gentilly Terrace Group A (INC)	\$2,691,910.36	Scope of work may include patching the roadway with asphalt, repairing damaged curbs and gutters, repairing damaged sidewalks and driveway aprons, installing ADA compliant curb ramps at intersections, and replacing/repairing damaged underground water, sewer and/or drainage lines.	Q4 2018
9	DPW610	Berkley (Sullen - Bennett)	\$321,513.16	The scope of work may include: Concrete panel replacements, ADA ramps, and drainage improvements where needed.	Q4 2018
10	DPW612	Tullis (Maumos - Bennett)	\$300,000.00	The scope of work may include: Concrete panel replacements, ADA ramps, and drainage improvements where needed.	Q4 2018
11	DPW562	Joe W. Brown Park Pavement	\$1,361,852.92	Scope of work includes pavement and curb replacement.	Q4 2018
12	DPW457	Cherokee Phase II (Benjamin St. - Pearl St.)	\$1,190,216.68	Installing a new subsurface storm water collection and conveyance system in a two block region of Cherokee street for approximately 700 linear feet.	Q4 2018

No.	Project ID	Project Name	Total Funding	Scope of Work	Estimated Completion Date
13	RR108	RR3 - LNW Northwest Group A (PMOI)	\$5,135,857.86	Scope of work may include repaving the asphalt roadway from curb-to-curb, patching the roadway with asphalt, repairing damaged sidewalks and driveway aprons, installing ADA compliant curb ramps at intersections, and replacing/repairing damaged underground water, sewer and/or drainage lines.	Q4 2018
14	DPW597	Lawrence (Sumner - Shirley/Dead End)	\$189,940.64	The scope of work may include: Full depth asphalt patching, 2" mill and overlay, ADA curb ramp, sidewalks and drainage structure adjustments when needed.	Q4 2018
15	DPW606	Herschel (Kabel - Hyman)	\$23,328.63	The scope of work may include: Full depth asphalt patching, 2" mill and overlay, ADA curb ramp, sidewalks and drainage structure adjustments when needed.	Q4 2018
16	DPW614	General Meyer (Sullen Pl - Ernest St, Bacchus Dr - Bennett St)	\$300,000.00	The scope of work may include: Concrete panel replacements, ADA ramps, and drainage improvements where needed.	Q4 2018
17	DPW608	General Meyer (Ernest - Bacchus)	\$76,237.86	The scope of work may include: Full depth asphalt patching, 2" mill and overlay, ADA curb ramp, sidewalks and drainage structure adjustments when needed.	Q4 2018
18	DPW629	District B Maintenance Improvements	\$54,963.04	Minor sidewalk repairs on minor roadways from open 311 cases. These sidewalks need repaired due to issues caused within public ROW, such as tree roots drainage issues, etc. Address oldest cases first and repair as many locations as funding allows.	Q4 2018
19	DPW631	District E Maintenance Improvements	\$19,109.09	Minor sidewalk repairs on minor roadways from open 311 cases. These sidewalks need repaired due to issues caused within public ROW, such as tree roots drainage issues, etc. Address oldest cases first and repair as many locations as funding allows.	Q4 2018
20	DPW630	District D Maintenance Improvements	\$306,944.36	Bike and pedestrian improvements near A P Tureaud Ave. Includes improvements to storm water management utilizing green infrastructure techniques.	Q4 2018
21	DPW628	District A Maintenance Improvements	\$45,614.16	Jefferson Davis Pedestrian/Bikeway Path Extension – Construct 575' x 8.5' wide path from current end point at Orleans to Dumaine St. Cost will be shared between leftover bond funds and funds remaining from Fontainebleau project (also District A) New ADA curb ramps will be constructed at the Dumaine/Moss intersection as part of the project.	Q4 2018
22	DPW596	Berkley (Woodland - Sullen)	\$400,000.00	The scope of work may include: Full depth asphalt patching, 2" mill and overlay, ADA curb ramp, sidewalks and drainage structure adjustments when needed.	Q4 2018
23	DPW633	Broad St Overpass Rehab	\$162,028.26	Bridge repairs including pedestrian guardrail replacements, joint filling/repairs, concrete repairs, and drainage repairs.	Q4 2018
24	DPW563	Broad St. Corridor Bikeway	\$89,291.25	Installation of bicycle pavement markings.	Q4 2018

No.	Project ID	Project Name	Total Funding	Scope of Work	Estimated Completion Date
25	DPW456	Isaac Drainage Point Repairs	\$2,063,551.18	The intent of this project is to improve drainage conditions throughout the City of New Orleans. Based on 311 calls, various other complaints received by DPW, and pre-existing known issues after Hurricane Isaac, the scope of work includes, but not limited to, the following: cleaning of existing catch basins and drain lines, installation of new drain lines, catch basins, manholes, and point repairs to existing drain lines. Pavement and/or sidewalk repairs may be necessary above new drain line installations.	Q4 2018
26	DPW613	Blair (Tullis - Patterson)	\$300,000.00	The scope of work may include: Concrete panel replacements, ADA ramps, and drainage improvements where needed.	Q4 2018
27	RR026	RR3 - Desire Group A (PMOPI)	\$2,007,303.90	Scope of work may include repaving the asphalt roadway from curb-to-curb, replacing damaged portions of concrete with new concrete, patching the roadway with asphalt, repairing damaged sidewalks and driveway aprons, installing ADA compliant curb ramps at intersections, and replacing/repairing damaged underground water, sewer and/or drainage lines.	Q4 2018
28	DPW059	Fleur de Lis Phase III (30th - Hammond Hwy)	\$13,525,341.36	Reconstruction of existing roadway, including the replacement of affected utilities.	Q4 2018
29	DPW391	Magnolia Converted Ped Bridge Rehabilitation	\$1,593,678.10	Bridge refurbishment that may include cleaning and painting the bridge superstructure and decking, seal cracks in the bridge's sub-structure, and replace decking, beams, and other structure components.	Q4 2018
30	DPW607	Aurora (Norland-Brighton Pl & Rhodes - Kingston)	\$196,479.16	The scope of work may include: Full depth asphalt patching, 2" mill and overlay, ADA curb ramp, sidewalks and drainage structure adjustments when needed.	Q4 2018
31	DPW120	Michoud Blvd (Chef Menteur Blvd - Dwyer Rd)	\$3,847,741.58	Removal of existing roadways and replace with new hot mix asphalt roadways including new concrete curb and gutter bottom, rehabilitation of water and drain lines, constructing driveways, sidewalks and handicap ramps, and all work incidental to the project as shown on the plans or as directed by the Engineer in the field.	Q4 2018
32	RR103	RR3 - LNW Northeast Group A (INC)	\$4,264,964.88	Scope of work may include patching the roadway with asphalt, repairing damaged curbs and gutters, repairing damaged sidewalks and driveway aprons, installing ADA compliant curb ramps at intersections, and replacing/repairing damaged underground water, sewer and/or drainage lines.	Q4 2018
33	DPW441	S. Galvez St. (Martin Luther King Blvd. - Toledano)	\$5,604,215.23	Full reconstruction of concrete roadway including all underground utilities. Installation of ADA compliant curb ramps, new sidewalks, driveways, landscaping, street lights and striping of crosswalks and a dedicated bike lane.	Q4 2018
34	DPW621	2017-2018 Drainage Point Repairs	\$2,000,000.00	Drainage improvements, pavement restorations, ADA	Q4 2018
35	DPW625	2018 Alley Maintenance	\$0.00	May include grading or leveling the allies with existing or additional fill material by hand or with construction equipment. This project is funded with Maintenance funds, no additional Capital budget funds are necessary.	Q4 2018
36	RR187	RR3 - Village De L'Est Group A (PMOI)	\$4,216,938.41	Scope of work may include repaving the asphalt roadway from curb-to-curb, patching the roadway with asphalt, repairing damaged sidewalks and driveway aprons, installing ADA compliant curb ramps at intersections, and replacing/repairing damaged underground water, sewer and/or drainage lines.	Q1 2019

No.	Project ID	Project Name	Total Funding	Scope of Work	Estimated Completion Date
37	RR078	RR3 - Lakeshore Group A (INC)	\$1,407,828.19	Scope of work may include patching the roadway with asphalt, repairing damaged curbs and gutters, repairing damaged sidewalks and driveway aprons, installing ADA compliant curb ramps at intersections, and replacing/repairing damaged underground water, sewer and/or drainage lines.	Q1 2019
38	DPW048	Bike Rack Installation Project	\$448,418.00	Installation of bike racks in various locations.	Q1 2019
39	DPW283	Jefferson Ave. (Claiborne - Tchoupitoulas) Bikeway	\$12,750.00	Install new pavement markings and signage	Q1 2019
40	RR069	RR3 - Lake Terrace & Oaks Group A (PCI)	\$2,815,172.68	Scope of work may include replacing damaged portions of concrete with new concrete, patching the roadway with asphalt, repairing damaged sidewalks and driveway aprons, installing ADA compliant curb ramps at intersections, and replacing/repairing damaged underground water, sewer and/or drainage lines.	Q1 2019
41	DPW285	Countdown Timers - Downtown	\$1,319,146.00	Retrofit existing traditional walk/stop pedestrian signals with countdown timers and adding new pedestrian countdown signals in the Downtown area.	Q1 2019
42	RR094	RR3 - Lakewood Group A (PMOI)	\$1,880,719.15	Scope of work may include repaving the asphalt roadway from curb-to-curb, patching the roadway with asphalt, repairing damaged sidewalks and driveway aprons, installing ADA compliant curb ramps at intersections, and replacing/repairing damaged underground water, sewer and/or drainage lines.	Q1 2019
43	DPW626	Hollygrove Greenline Trail	\$112,382.50	Construction of a ten foot wide, bicycle and pedestrian path, signage, pavement markings, and ADA-compliant curb ramps along SWBNO Right-of Way.	Q1 2019
44	DPW602	Diana (Behrman - Numa/Dead End)	\$67,443.62	The scope of work may include: Full depth asphalt patching, 2" mill and overlay, ADA curb ramp, sidewalks and drainage structure adjustments when needed.	Q1 2019
45	DPW068	Gardena Dr (St. Bernard Ave - Paris Ave.)	\$4,639,850.00	Reconstruction of existing roadway, including the replacement of affected utilities.	Q2 2019
46	DPW507	Breakwater Drive (North Roadway - Dead End)	\$563,552.00	Re-establishment of the breakwater and may include roadway/sidewalk construction.	Q2 2019
47	DPW623	Bourbon St Phase II (St Louis - Dumaine)	\$9,260,890.60	The scope of work may include: Replacement of existing drain lines in entire project limits, replacement of existing water mains/house connections, replacements/point repairs/linings to existing sewer mains/house connections, removal of existing composite roadway and placement of new 8" thick concrete pavement roadway, and ADA curb ramp and sidewalk construction when needed.	Q2 2019
48	DPW632	Village De L'Est Healthy Community Trail	\$79,766.25	Village de L'est Healthy Community Trail will extend from the corner of Michoud Blvd. and Lourdes St. in New Orleans East, and end where the land running along the Maxent Canal is cut off by an extension of the canal to the east. The trail will include amenities such as benches, tables, exercise stations, etc. The actual wheelchair-accessible trail will be built, as well as 4-5 parking spaces in the Lourdes St entrance area and a dock for kayaks and canoes. Signage will then be installed at the main entrance and neighborhood entrance in order to inform users of the trail on rules and regulations.	Q2 2019

No.	Project ID	Project Name	Total Funding	Scope of Work	Estimated Completion Date
49	RR191	RR3 - West Bank Group A (VAR)	\$4,392,259.00	Scope of work may include replacing damaged underground water, sewer and drainage lines, repaving the roadway, repaving the asphalt roadway from curb-to-curb, replacing damaged portions of concrete with new concrete, patching the roadway with asphalt, replacing damaged sidewalks and driveway aprons, and installing ADA compliant curb ramps at intersections.	Q2 2019
50	RR050	RR3 - Freret Group A (PMOI)	\$4,518,617.83	Scope of work may include repaving the asphalt roadway from curb-to-curb, patching the roadway with asphalt, repairing damaged sidewalks and driveway aprons, installing ADA compliant curb ramps at intersections, and replacing/repairing damaged underground water, sewer and/or drainage lines.	Q3 2019
51	DPW572	Marconi Dr (City Park Ave. - I-610)	\$2,407,908.91	Remove and replace existing roadway, install new American with Disabilities Act-compliant curb ramps	Q3 2019
52	DPW582	Oak Park Drainage Upgrades	\$1,481,000.00	This project is intended to help alleviate flooding by increasing the capacity of subsurface drainage between local streets and trunk lines as well as by using green infrastructure options which may include retention/detention basins, street basins, rain gardens, and street side bioswales.	Q3 2019
53	DPW088	Howard Avenue Ext. (Loyola Ave - LaSalle St)	\$6,762,202.00	Reconstruction of existing roadway, including the replacement of affected utilities.	Q3 2019
54	DPW199	Camp St. (Louisiana - Washington Ave)	\$3,173,746.00	Reconstruction of existing roadway, including the replacement of affected utilities.	Q3 2019
55	RR124	RR3 - Mid City Group A (INC)	\$7,874,870.31	Scope of work may include patching the roadway with asphalt, repairing damaged curbs and gutters, repairing damaged sidewalks and driveway aprons, installing ADA compliant curb ramps at intersections, and replacing/repairing damaged underground water, sewer and/or drainage lines.	Q3 2019
56	RR090	RR3 - Lakeview South Group A (PMOPI)	\$6,878,539.00	Scope of work may include repaving the asphalt roadway from curb-to-curb, replacing damaged portions of concrete with new concrete, patching the roadway with asphalt, repairing damaged sidewalks and driveway aprons, installing ADA compliant curb ramps at intersections, and replacing/repairing damaged underground water, sewer and/or drainage lines.	Q3 2019
57	DPW264	S. Galvez Street (Earhart- Toledano) Bikeway	\$9,300.00	Install new pavement markings and signage	Q3 2019
58	DPW622	New Orleans East Bridge Repairs	\$278,534.32	Bridge refurbishment that may include repairing damaged bridge pilings, replace decking, beams, and other structure components, and installing permanent pavement striping and signage. Bridges included in this contract are: Lake Forrest @ Citrus Canal, Lake Forrest @ Benson Canal, and Mayo Rd @ Morrison Canal.	Q3 2019
59	DPW458	S. Dupre (Canal - Tulane) & Gayoso (Canal - Banks)	\$4,968,018.00	Reconstruction of existing roadway, including the replacement of affected utilities.	Q3 2019
60	DPW444	St. Claude Drainage Improvements (Montegut, Urqhart, Feliciana, Marias)	\$1,500,000.00	May include subsurface drainage improvements, installation of green infrastructure, 2 inch mill and overlay and installation of ADA compliant curb ramps.	Q3 2019
61	RR067	RR3 - Hollygrove, Leonidas Group A (INC)	\$15,172,845.72	Scope of work may include patching the roadway with asphalt, repairing damaged curbs and gutters, repairing damaged sidewalks and driveway aprons, installing ADA compliant curb ramps at intersections, and replacing/repairing damaged underground water, sewer and/or drainage lines.	Q3 2019

No.	Project ID	Project Name	Total Funding	Scope of Work	Estimated Completion Date
62	RR037	RR3 - Filmore North Group A (PMOI)	\$8,589,480.95	Scope of work may include repaving the asphalt roadway from curb-to-curb, patching the roadway with asphalt, repairing damaged sidewalks and driveway aprons, installing ADA compliant curb ramps at intersections, and replacing/repairing damaged underground water, sewer and/or drainage lines.	Q4 2019
63	DPW551	Lakeview Drainage Upgrades	\$5,000,000.00	This project is intended to help alleviate flooding by increasing the capacity of subsurface drainage between local streets and trunk lines as well as by using green infrastructure options which may include green alleys, retention/detention basins, street basins, rain gardens, and street side bioswales.	Q4 2019
64	DPW574	Morrison Rd. (Mayo - Read)	\$5,871,495.89	Remove and replace existing roadway, install new American with Disabilities Act-compliant curb ramps	Q4 2019
65	RR003	RR3 - Bayou St John, Fairgrounds, Seventh Ward Group A (INC)	\$9,595,492.86	Scope of work may include patching the roadway with asphalt, repairing damaged curbs and gutters, repairing damaged sidewalks and driveway aprons, installing ADA compliant curb ramps at intersections, and replacing/repairing damaged underground water, sewer and/or drainage lines.	Q4 2019
66	DPW575	Morrison Rd. (Read - Bullard)	\$3,892,939.82	Remove and replace existing roadway, install new American with Disabilities Act-compliant curb ramps	Q4 2019
67	DPW550	Hagan-Lafitte (Bayou St. John) Drainage Upgrades	\$8,899,896.00	This project is intended to help alleviate flooding by increasing the capacity of subsurface drainage between local streets and trunk lines, potentially utilizing the St. Louis Canal, as well as by using green infrastructure options which may include retention/detention basins, street basins, rain gardens, and street side bioswales.	Q4 2019
68	RR182	RR3 - Treme-Lafitte Group A (INC)	\$5,025,352.21	Scope of work may include patching the roadway with asphalt, repairing damaged curbs and gutters, repairing damaged sidewalks and driveway aprons, installing ADA compliant curb ramps at intersections, and replacing/repairing damaged underground water, sewer and/or drainage lines.	Q4 2019
69	DPW020	Canal Blvd. Reconstruction (Robert E. Lee Blvd - Amethyst St.)	\$5,268,571.30	Reconstruction of existing roadway, including the replacement of affected utilities.	Q4 2019
70	RR152	RR3 - Read Blvd West Group A (PMOI)	\$5,478,144.00	Scope of work may include repaving the asphalt roadway from curb-to-curb, patching the roadway with asphalt, repairing damaged sidewalks and driveway aprons, installing ADA compliant curb ramps at intersections, and replacing/repairing damaged underground water, sewer and/or drainage lines.	Q4 2019
71	DPW564	Pontilly Drainage Upgrades	\$13,500,000.00	Combines improvements to the Dwyer Canal with a network of interventions along streets, in alleyways, and within vacant lots designed to store and slow stormwater	Q4 2019
72	DPW282	Louisiana Ave (St. Charles - Magazine) Bikeway	\$14,000.00	Install new pavement markings and signage	Q4 2019
73	DPW093	Octavia (Freret - Claiborne)	\$3,950,000.00	Reconstruction of existing roadway, including the replacement of affected utilities.	Q4 2019
74	RR144	RR3 - Read Blvd East Group A (PMOPI)	\$5,518,588.75	Scope of work may include repaving the asphalt roadway from curb-to-curb, replacing damaged portions of concrete with new concrete, patching the roadway with asphalt, repairing damaged sidewalks and driveway aprons, installing ADA compliant curb ramps at intersections, and replacing/repairing damaged underground water, sewer and/or drainage lines.	Q4 2019

No.	Project ID	Project Name	Total Funding	Scope of Work	Estimated Completion Date
75	RR166	RR3 - St. Claude Group A (PMOI)	\$8,660,062.76	Scope of work may include repaving the asphalt roadway from curb-to-curb, patching the roadway with asphalt, repairing damaged sidewalks and driveway aprons, installing ADA compliant curb ramps at intersections, and replacing/repairing damaged underground water, sewer and/or drainage lines.	Q4 2019
76	RR193	RR3 - West End Group A (PMOI)	\$10,334,405.07	Scope of work may include repaving the asphalt roadway from curb-to-curb, replacing damaged portions of concrete with new concrete, patching the roadway with asphalt, repairing damaged sidewalks and driveway aprons, installing ADA compliant curb ramps at intersections, and replacing/repairing damaged underground water, sewer and/or drainage lines.	Q1 2020
77	DPW573	Martin Luther King Blvd (St. Charles - S. Claiborne)	\$4,891,001.90	Remove and replace existing roadway, install new American with Disabilities Act-compliant curb ramps	Q1 2020
78	DPW549	St. Roch Drainage Upgrades	\$7,500,000.00	This project is intended to help alleviate flooding by increasing the capacity of subsurface drainage between local streets and trunk lines as well as by using green infrastructure options which may include retention/detention basins, street basins, rain gardens, and streetside bioswales.	Q1 2020
79	RR185	RR3 - Uptown, West Riverside Group A (PMOI)	\$10,627,380.38	Scope of work may include repaving the asphalt roadway from curb-to-curb, replacing damaged portions of concrete with new concrete, patching the roadway with asphalt, repairing damaged sidewalks and driveway aprons, installing ADA compliant curb ramps at intersections, and replacing/repairing damaged underground water, sewer and/or drainage lines.	Q1 2020
80	RR130	RR3 - Milneburg Group A (PMOI)	\$13,402,029.74	Scope of work may include repaving the asphalt roadway from curb-to-curb, replacing damaged portions of concrete with new concrete, patching the roadway with asphalt, repairing damaged sidewalks and driveway aprons, installing ADA compliant curb ramps at intersections, and replacing/repairing damaged underground water, sewer and/or drainage lines.	Q1 2020
81	RR109	RR3 - LNW Northwest Group B (FRC)	\$6,800,615.33	Scope of work includes replacing damaged underground water, sewer and drainage lines, repaving the roadway, replacing damaged sidewalks and driveway aprons, and installing ADA compliant curb ramps at intersections.	Q1 2020
82	RR188	RR3 - Village De L'Est Group B (PMOCP)	\$8,068,457.22	Scope of work may include repaving the asphalt roadway from curb-to-curb, replacing damaged portions of concrete with new concrete, repairing damaged sidewalks and driveway aprons, installing ADA compliant curb ramps at intersections, and replacing/repairing damaged underground water, sewer and/or drainage lines.	Q1 2020
83	RR042	RR3 - Filmore South Group A (PMOI)	\$9,691,904.93	Scope of work may include repaving the asphalt roadway from curb-to-curb, replacing damaged portions of concrete with new concrete, patching the roadway with asphalt, repairing damaged sidewalks and driveway aprons, installing ADA compliant curb ramps at intersections, and replacing/repairing damaged underground water, sewer and/or drainage lines.	Q1 2020
84	RR132	RR3 - Navarre Group A (FRCPI)	\$7,590,129.67	Scope of work may include replacing damaged underground water, sewer and drainage lines, repaving the roadway, repaving the asphalt roadway from curb-to-curb, patching the roadway with asphalt, replacing damaged sidewalks and driveway aprons, and installing ADA compliant curb ramps at intersections.	Q1 2020

No.	Project ID	Project Name	Total Funding	Scope of Work	Estimated Completion Date
85	DPW624	Andrew Higgins Streetscape	\$2,142,651.00	Architectural design and plans for improvements along portions of Andrew Higgins Streetscape Design. The project will generally consist of providing new sidewalks, street furniture, and landscaping along portions Andrew Higgins Blvd between Constance St. and Convention Center Blvd.	Q2 2020
86	DPW095	Lafitte Greenway Corridor (N. Lopez Bridge)	\$435,068.07	Restoration of N. Lopez Bridge over the Sewerage and Water Board outfall canal as a bicycle/pedestrian bridge. Construction of bicycle/pedestrian cross path at N. Lopez Street between Lafitte Street and Conti Street.	Q2 2020
87	RR167	RR3 - St. Claude Group B (PMOI)	\$4,381,856.38	Scope of work may include repaving the asphalt roadway from curb-to-curb, patching the roadway with asphalt, repairing damaged sidewalks and driveway aprons, installing ADA compliant curb ramps at intersections, and replacing/repairing damaged underground water, sewer and/or drainage lines.	Q2 2020
88	RR010	RR3 - Broadmoor Group A (PMOI)	\$15,856,777.12	Scope of work may include repaving the asphalt roadway from curb-to-curb, replacing damaged portions of concrete with new concrete, patching the roadway with asphalt, repairing damaged sidewalks and driveway aprons, installing ADA compliant curb ramps at intersections, and replacing/repairing damaged underground water, sewer and/or drainage lines.	Q2 2020
89	RR116	RR3 - Marlyville-Fontainebleau Group A (PMOI)	\$20,230,427.62	Scope of work may include repaving the asphalt roadway from curb-to-curb, replacing damaged portions of concrete with new concrete, patching the roadway with asphalt, repairing damaged sidewalks and driveway aprons, installing ADA compliant curb ramps at intersections, and replacing/repairing damaged underground water, sewer and/or drainage lines.	Q2 2020
90	RR168	RR3 - St. Claude Group C (FRC)	\$8,346,530.40	Scope of work includes replacing damaged underground water, sewer and drainage lines, repaving the roadway, replacing damaged sidewalks and driveway aprons, and installing ADA compliant curb ramps at intersections.	Q2 2020
91	RR100	RR3 - Little Woods Group A (PMOI)	\$12,124,028.99	Scope of work may include repaving the asphalt roadway from curb-to-curb, replacing damaged portions of concrete with new concrete, patching the roadway with asphalt, repairing damaged sidewalks and driveway aprons, installing ADA compliant curb ramps at intersections, and replacing/repairing damaged underground water, sewer and/or drainage lines.	Q2 2020
92	RR112	RR3 - LNW South Group A (PMOI)	\$10,772,784.22	Scope of work may include repaving the asphalt roadway from curb-to-curb, patching the roadway with asphalt, repairing damaged sidewalks and driveway aprons, installing ADA compliant curb ramps at intersections, and replacing/repairing damaged underground water, sewer and/or drainage lines.	Q2 2020
93	RR134	RR3 - Pines Village Group B (FRC)	\$3,321,376.65	Scope of work includes replacing damaged underground water, sewer and drainage lines, repaving the roadway, replacing damaged sidewalks and driveway aprons, and installing ADA compliant curb ramps at intersections.	Q2 2020
94	DPW577	Virginia St (Conti-Rosedale), Conti St (City Park-Rosedale), Rosedale Dr (Virginia-Canal Blvd)	\$1,104,296.00	Scope of work may include repaving the asphalt roadway from curb-to-curb, replacing damaged portions of concrete with new concrete, patching the roadway with asphalt, repairing damaged sidewalks and driveway aprons, installing ADA compliant curb ramps at intersections, and replacing/repairing damaged underground water, sewer and/or drainage lines.	Q2 2020

No.	Project ID	Project Name	Total Funding	Scope of Work	Estimated Completion Date
95	RR147	RR3 - Read Blvd East Group D (PMOPC)	\$10,193,071.30	Scope of work may include repaving the asphalt roadway from curb-to-curb, replacing damaged portions of concrete with new concrete, repairing damaged sidewalks and driveway aprons, installing ADA compliant curb ramps at intersections, and replacing/repairing damaged underground water, sewer and/or drainage lines.	Q2 2020
96	RR009	RR3 - Black Pearl, East Carrollton Group A (PMOPI)	\$12,203,583.87	Scope of work may include repaving the asphalt roadway from curb-to-curb, replacing damaged portions of concrete with new concrete, patching the roadway with asphalt, repairing damaged sidewalks and driveway aprons, installing ADA compliant curb ramps at intersections, and replacing/repairing damaged underground water, sewer and/or drainage lines.	Q2 2020
97	RR072	RR3 - Lake Terrace & Oaks Group D (FRC)	\$5,876,510.47	Scope of work includes replacing damaged underground water, sewer and drainage lines, repaving the roadway, replacing damaged sidewalks and driveway aprons, and installing ADA compliant curb ramps at intersections.	Q2 2020
98	RR183	RR3 - Treme-Lafitte Group B (FRCPP)	\$8,927,676.75	Scope of work may include replacing damaged underground water, sewer and drainage lines, repaving the roadway, repaving the asphalt roadway from curb-to-curb, replacing damaged portions of concrete with new concrete, replacing damaged sidewalks and driveway aprons, and installing ADA compliant curb ramps at intersections.	Q2 2020
99	RR133	RR3 - Pines Village Group A (PMOI)	\$15,913,067.88	Scope of work may include repaving the asphalt roadway from curb-to-curb, patching the roadway with asphalt, repairing damaged sidewalks and driveway aprons, installing ADA compliant curb ramps at intersections, and replacing/repairing damaged underground water, sewer and/or drainage lines.	Q2 2020
100	RR165	RR3 - St. Bernard Group A (VAR)	\$4,656,409.03	Scope of work may include replacing damaged underground water, sewer and drainage lines, repaving the roadway, repaving the asphalt roadway from curb-to-curb, replacing damaged portions of concrete with new concrete, patching the roadway with asphalt, replacing damaged sidewalks and driveway aprons, and installing ADA compliant curb ramps at intersections.	Q2 2020
101	RR025	RR3 - City Park Group A (VAR)	\$6,513,010.55	Scope of work may include replacing damaged underground water, sewer and drainage lines, repaving the roadway, repaving the asphalt roadway from curb-to-curb, replacing damaged portions of concrete with new concrete, patching the roadway with asphalt, replacing damaged sidewalks and driveway aprons, and installing ADA compliant curb ramps at intersections.	Q2 2020
102	RR145	RR3 - Read Blvd East Group B (PC)	\$6,048,767.52	Scope of work may include replacing damaged portions of concrete with new concrete, repairing damaged sidewalks and driveway aprons, installing ADA compliant curb ramps at intersections, and replacing/repairing damaged underground water, sewer and/or drainage lines.	Q2 2020
103	RR073	RR3 - Lake Vista Group A (PMOPI)	\$3,241,307.28	Scope of work may include repaving the asphalt roadway from curb-to-curb, replacing damaged portions of concrete with new concrete, patching the roadway with asphalt, repairing damaged sidewalks and driveway aprons, installing ADA compliant curb ramps at intersections, and replacing/repairing damaged underground water, sewer and/or drainage lines.	Q2 2020
104	RR189	RR3 - Village De L'Est Group C (FRC)	\$7,721,251.61	Scope of work includes replacing damaged underground water, sewer and drainage lines, repaving the roadway, replacing damaged sidewalks and driveway aprons, and installing ADA compliant curb ramps at intersections.	Q2 2020

No.	Project ID	Project Name	Total Funding	Scope of Work	Estimated Completion Date
105	RR139	RR3 - Plum Orchard/West Lake Forest Group B (PMOPI)	\$11,200,113.00	Scope of work may include repaving the asphalt roadway from curb-to-curb, replacing damaged portions of concrete with new concrete, patching the roadway with asphalt, repairing damaged sidewalks and driveway aprons, installing ADA compliant curb ramps at intersections, and replacing/repairing damaged underground water, sewer and/or drainage lines.	Q2 2020
106	RR180	RR3 - St. Roch South Group A (PMOI)	\$9,063,652.92	Scope of work may include repaving the asphalt roadway from curb-to-curb, patching the roadway with asphalt, repairing damaged sidewalks and driveway aprons, installing ADA compliant curb ramps at intersections, and replacing/repairing damaged underground water, sewer and/or drainage lines.	Q2 2020
107	RR146	RR3 - Read Blvd East Group C (PC)	\$4,310,268.83	Scope of work may include replacing damaged portions of concrete with new concrete, repairing damaged sidewalks and driveway aprons, installing ADA compliant curb ramps at intersections, and replacing/repairing damaged underground water, sewer and/or drainage lines.	Q2 2020
108	DPW112	Magazine St. Phase I (Nashville Ave - East Dr.)	\$5,936,335.00	Reconstruction of existing roadway, including the replacement of affected utilities.	Q2 2020
109	RR004	RR3 - Bayou St John, Fairgrounds, Seventh Ward Group B (PMOPC)	\$14,935,468.97	Scope of work may include repaving the asphalt roadway from curb-to-curb, replacing damaged portions of concrete with new concrete, repairing damaged sidewalks and driveway aprons, installing ADA compliant curb ramps at intersections, and replacing/repairing damaged underground water, sewer and/or drainage lines.	Q2 2020
110	RR140	RR3 - Pontchartrain Park Group A (PMOI)	\$9,937,352.40	Scope of work may include repaving the asphalt roadway from curb-to-curb, patching the roadway with asphalt, repairing damaged sidewalks and driveway aprons, installing ADA compliant curb ramps at intersections, and replacing/repairing damaged underground water, sewer and/or drainage lines.	Q2 2020
111	RR001	RR3 - Audubon Group A (PMOPI)	\$9,946,456.04	Scope of work may include repaving the asphalt roadway from curb-to-curb, replacing damaged portions of concrete with new concrete, patching the roadway with asphalt, repairing damaged sidewalks and driveway aprons, installing ADA compliant curb ramps at intersections, and replacing/repairing damaged underground water, sewer and/or drainage lines.	Q2 2020
112	RR118	RR3 - Marlyville-Fontainebleau Group C (FRC)	\$10,822,549.23	Scope of work includes replacing damaged underground water, sewer and drainage lines, repaving the roadway, replacing damaged sidewalks and driveway aprons, and installing ADA compliant curb ramps at intersections.	Q3 2020
113	RR104	RR3 - LNW Northeast Group B (FRCP)	\$9,017,097.32	Scope of work may include replacing damaged underground water, sewer and drainage lines, repaving the roadway, repaving the asphalt roadway from curb-to-curb, replacing damaged sidewalks and driveway aprons, and installing ADA compliant curb ramps at intersections.	Q3 2020
114	RR043	RR3 - Filmore South Group B (FRC)	\$5,754,070.54	Scope of work includes replacing damaged underground water, sewer and drainage lines, repaving the roadway, replacing damaged sidewalks and driveway aprons, and installing ADA compliant curb ramps at intersections.	Q3 2020
115	RR159	RR3 - St. Anthony Group A (PMOPI)	\$16,227,214.16	Scope of work may include repaving the asphalt roadway from curb-to-curb, replacing damaged portions of concrete with new concrete, patching the roadway with asphalt, repairing damaged sidewalks and driveway aprons, installing ADA compliant curb ramps at intersections, and replacing/repairing damaged underground water, sewer and/or drainage lines.	Q3 2020

No.	Project ID	Project Name	Total Funding	Scope of Work	Estimated Completion Date
116	DPW111	Magazine St. Phase II (East Dr. - Broadway)	\$9,893,912.00	Reconstruction of existing roadway, including the replacement of affected utilities.	Q3 2020
117	DPW087	Homedale (Canal - West End), Center (33rd - Tacoma), Milne (Homedale - Florida), Walker (Marshal-Orl)	\$14,011,948.00	Reconstruction of existing roadway, including the replacement of affected utilities.	Q3 2020
118	RR085	RR3 - Lakeview North Group C (PMO)	\$12,378,233.60	Scope of work may include repaving the asphalt roadway from curb-to-curb, repairing damaged sidewalks and driveway aprons, installing ADA compliant curb ramps at intersections, and replacing/repairing damaged underground water, sewer and/or drainage lines.	Q3 2020
119	RR194	RR3 - West End Group B (FRC)	\$6,324,726.17	Scope of work includes replacing damaged underground water, sewer and drainage lines, repaving the roadway, replacing damaged sidewalks and driveway aprons, and installing ADA compliant curb ramps at intersections.	Q3 2020
120	DPW213	Wright Road (Chef Menteur Blvd - Dwyer Rd)	\$10,457,530.00	Removal of existing roadways and replace with new hot mix asphalt or concrete roadways including new concrete curb and gutter bottom, rehabilitation of water and drain lines, constructing driveways, sidewalks and handicap ramps, and all work incidental to the project as shown on the plans or as directed by the Engineer in the field.	Q3 2020
121	RR011	RR3 - Broadmoor Group C (FRC)	\$5,828,372.86	Scope of work includes replacing damaged underground water, sewer and drainage lines, repaving the roadway, replacing damaged sidewalks and driveway aprons, and installing ADA compliant curb ramps at intersections.	Q3 2020
122	RR035	RR3 - East Riverside, Garden District, Irish Channel, St Thomas Group A (PMOI)	\$8,711,988.51	Scope of work may include repaving the asphalt roadway from curb-to-curb, patching the roadway with asphalt, repairing damaged sidewalks and driveway aprons, installing ADA compliant curb ramps at intersections, and replacing/repairing damaged underground water, sewer and/or drainage lines.	Q3 2020
123	RR129	RR3 - Milan Group A (PMOPI)	\$7,357,734.85	Scope of work may include repaving the asphalt roadway from curb-to-curb, replacing damaged portions of concrete with new concrete, patching the roadway with asphalt, repairing damaged sidewalks and driveway aprons, installing ADA compliant curb ramps at intersections, and replacing/repairing damaged underground water, sewer and/or drainage lines.	Q3 2020
124	RR097	RR3 - Leonidas Group B (PMOPC)	\$8,555,317.98	Scope of work may include repaving the asphalt roadway from curb-to-curb, replacing damaged portions of concrete with new concrete, repairing damaged sidewalks and driveway aprons, installing ADA compliant curb ramps at intersections, and replacing/repairing damaged underground water, sewer and/or drainage lines.	Q3 2020
125	DPW144	Old Spanish Trail (Nighthart St - Sherwood Dr)	\$2,927,616.00	Reconstruction of existing roadway, including the replacement of affected utilities.	Q3 2020
126	RR125	RR3 - Mid City Group B (PMOPC)	\$23,466,391.17	Scope of work may include repaving the asphalt roadway from curb-to-curb, replacing damaged portions of concrete with new concrete, repairing damaged sidewalks and driveway aprons, installing ADA compliant curb ramps at intersections, and replacing/repairing damaged underground water, sewer and/or drainage lines.	Q3 2020
127	RR008	RR3 - Black Pearl Group B (FRC)	\$7,542,302.23	Scope of work includes replacing damaged underground water, sewer and drainage lines, repaving the roadway, replacing damaged sidewalks and driveway aprons, and installing ADA compliant curb ramps at intersections.	Q3 2020

No.	Project ID	Project Name	Total Funding	Scope of Work	Estimated Completion Date
128	RR192	RR3 - West Bank Group B (VAR)	\$8,060,576.66	Scope of work may include replacing damaged underground water, sewer and drainage lines, repaving the roadway, repaving the asphalt roadway from curb-to-curb, replacing damaged portions of concrete with new concrete, patching the roadway with asphalt, replacing damaged sidewalks and driveway aprons, and installing ADA compliant curb ramps at intersections.	Q3 2020
129	RR046	RR3 - Florida Area & Dev Group A (PMOI)	\$8,019,271.03	Scope of work may include repaving the asphalt roadway from curb-to-curb, patching the roadway with asphalt, repairing damaged sidewalks and driveway aprons, installing ADA compliant curb ramps at intersections, and replacing/repairing damaged underground water, sewer and/or drainage lines.	Q3 2020
130	RR015	RR3 - BW Cooper, Gert Town, Dixon Group B (PMOI)	\$18,321,934.20	Scope of work may include repaving the asphalt roadway from curb-to-curb, patching the roadway with asphalt, repairing damaged sidewalks and driveway aprons, installing ADA compliant curb ramps at intersections, and replacing/repairing damaged underground water, sewer and/or drainage lines.	Q3 2020
131	RR186	RR3 - Viavant-Lake Catherine Group C (VAR)	\$7,359,953.43	Scope of work may include replacing damaged underground water, sewer and drainage lines, repaving the roadway, repaving the asphalt roadway from curb-to-curb, replacing damaged portions of concrete with new concrete, patching the roadway with asphalt, replacing damaged sidewalks and driveway aprons, and installing ADA compliant curb ramps at intersections.	Q3 2020
132	RR020	RR3 - Bywater-Marigny Group A (FRCPI)	\$3,901,011.92	Scope of work may include replacing damaged underground water, sewer and drainage lines, repaving the roadway, repaving the asphalt roadway from curb-to-curb, patching the roadway with asphalt, replacing damaged sidewalks and driveway aprons, and installing ADA compliant curb ramps at intersections.	Q3 2020
133	RR153	RR3 - Read Blvd West Group C (PMOPC)	\$14,266,319.34	Scope of work may include repaving the asphalt roadway from curb-to-curb, replacing damaged portions of concrete with new concrete, repairing damaged sidewalks and driveway aprons, installing ADA compliant curb ramps at intersections, and replacing/repairing damaged underground water, sewer and/or drainage lines.	Q3 2020
134	RR138	RR3 - Plum Orchard/West Lake Forest Group A (PMOPI)	\$11,397,685.41	Scope of work may include repaving the asphalt roadway from curb-to-curb, replacing damaged portions of concrete with new concrete, patching the roadway with asphalt, repairing damaged sidewalks and driveway aprons, installing ADA compliant curb ramps at intersections, and replacing/repairing damaged underground water, sewer and/or drainage lines.	Q3 2020
135	RR062	RR3 - Hollygrove Group B (PMOPC)	\$11,210,238.11	Scope of work may include repaving the asphalt roadway from curb-to-curb, replacing damaged portions of concrete with new concrete, repairing damaged sidewalks and driveway aprons, installing ADA compliant curb ramps at intersections, and replacing/repairing damaged underground water, sewer and/or drainage lines.	Q4 2020
136	RR131	RR3 - Milneburg Group B (FRC)	\$7,458,769.64	Scope of work includes replacing damaged underground water, sewer and drainage lines, repaving the roadway, replacing damaged sidewalks and driveway aprons, and installing ADA compliant curb ramps at intersections.	Q4 2020
137	DPW580	Drainage System Analysis & Monitoring	\$0.00	Conduct field investigations and survey of major drainage facilities. Review and update existing Geographic Information System (GIS) data. Review and assess current data management, develop model for new system. Develop standards and guidelines, and maintenance procedures.	Q4 2020

No.	Project ID	Project Name	Total Funding	Scope of Work	Estimated Completion Date
138	RR170	RR3 - St. Claude Group E (FRC)	\$7,202,451.43	Scope of work includes replacing damaged underground water, sewer and drainage lines, repaving the roadway, replacing damaged sidewalks and driveway aprons, and installing ADA compliant curb ramps at intersections.	Q4 2020
139	RR181	RR3 - St. Roch South Group B (FRC)	\$7,650,402.10	Scope of work includes replacing damaged underground water, sewer and drainage lines, repaving the roadway, replacing damaged sidewalks and driveway aprons, and installing ADA compliant curb ramps at intersections.	Q4 2020
140	RR038	RR3 - Filmore North Group B (FRC)	\$5,810,532.97	Scope of work includes replacing damaged underground water, sewer and drainage lines, repaving the roadway, replacing damaged sidewalks and driveway aprons, and installing ADA compliant curb ramps at intersections.	Q4 2020
141	RR021	RR3 - Central City Group A (FRC)	\$6,893,438.23	Scope of work includes replacing damaged underground water, sewer and drainage lines, repaving the roadway, replacing damaged sidewalks and driveway aprons, and installing ADA compliant curb ramps at intersections.	Q4 2020
142	DPW018	Camp (Valmont - Jefferson), Chestnut/Coliseum (Valmont - Leontine), Leontine/Valmont (Mag-Prytania)	\$8,448,936.00	Reconstruction of existing roadway, including the replacement of affected utilities.	Q4 2020
143	RR014	RR3 - BW Cooper, Gert Town, Dixon Group A (PMOI)	\$8,251,363.05	Scope of work may include repaving the asphalt roadway from curb-to-curb, patching the roadway with asphalt, repairing damaged sidewalks and driveway aprons, installing ADA compliant curb ramps at intersections, and replacing/repairing damaged underground water, sewer and/or drainage lines.	Q4 2020
144	RR137	RR3 - Plum Orchard Group D (FRC)	\$1,926,091.50	Scope of work includes replacing damaged underground water, sewer and drainage lines, repaving the roadway, replacing damaged sidewalks and driveway aprons, and installing ADA compliant curb ramps at intersections.	Q1 2021
145	RR002	RR3 - Audubon Group B (PMOPI)	\$13,427,676.83	Scope of work includes replacing damaged underground water, sewer and drainage lines, repaving the roadway, replacing damaged sidewalks and driveway aprons, and installing ADA compliant curb ramps at intersections.	Q1 2021
146	RR176	RR3 - St. Roch North Group A (PMOI)	\$6,789,313.99	Scope of work may include repaving the asphalt roadway from curb-to-curb, patching the roadway with asphalt, repairing damaged sidewalks and driveway aprons, installing ADA compliant curb ramps at intersections, and replacing/repairing damaged underground water, sewer and/or drainage lines.	Q2 2021
147	RR157	RR3 - St. Anthony East Group C (FRC)	\$2,888,401.44	Scope of work includes replacing damaged underground water, sewer and drainage lines, repaving the roadway, replacing damaged sidewalks and driveway aprons, and installing ADA compliant curb ramps at intersections.	Q2 2021
148	RR036	RR3 - East Riverside, Garden District, Irish Channel, St Thomas Group B (FRC)	\$885,674.50	Scope of work includes replacing damaged underground water, sewer and drainage lines, repaving the roadway, replacing damaged sidewalks and driveway aprons, and installing ADA compliant curb ramps at intersections.	Q3 2021
149	RR031	RR3 - Dillard Group A (PMOPI)	\$7,009,400.23	Scope of work may include repaving the asphalt roadway from curb-to-curb, replacing damaged portions of concrete with new concrete, patching the roadway with asphalt, repairing damaged sidewalks and driveway aprons, installing ADA compliant curb ramps at intersections, and replacing/repairing damaged underground water, sewer and/or drainage lines.	Q3 2021

No.	Project ID	Project Name	Total Funding	Scope of Work	Estimated Completion Date
150	RR074	RR3 - Lake Vista Group B (PMOPC)	\$2,960,109.80	Scope of work may include repaving the asphalt roadway from curb-to-curb, replacing damaged portions of concrete with new concrete, repairing damaged sidewalks and driveway aprons, installing ADA compliant curb ramps at intersections, and replacing/repairing damaged underground water, sewer and/or drainage lines.	Q3 2021
151	RR052	RR3 - Gentilly Terrace Group B (PMO)	\$12,229,750.60	Scope of work may include repaving the asphalt roadway from curb-to-curb, repairing damaged sidewalks and driveway aprons, installing ADA compliant curb ramps at intersections, and replacing/repairing damaged underground water, sewer and/or drainage lines.	Q3 2021
152	RR022	RR3 - Central City Group B (PMOPI)	\$8,638,977.05	Scope of work may include repaving the asphalt roadway from curb-to-curb, replacing damaged portions of concrete with new concrete, patching the roadway with asphalt, repairing damaged sidewalks and driveway aprons, installing ADA compliant curb ramps at intersections, and replacing/repairing damaged underground water, sewer and/or drainage lines.	Q3 2021
153	RR084	RR3 - Lakeview North Group B (PMO)	\$8,276,743.61	Scope of work may include repaving the asphalt roadway from curb-to-curb, repairing damaged sidewalks and driveway aprons, installing ADA compliant curb ramps at intersections, and replacing/repairing damaged underground water, sewer and/or drainage lines.	Q3 2021
154	RR027	RR3 - Desire Group B (PMOPC)	\$1,917,297.11	Scope of work may include repaving the asphalt roadway from curb-to-curb, replacing damaged portions of concrete with new concrete, repairing damaged sidewalks and driveway aprons, installing ADA compliant curb ramps at intersections, and replacing/repairing damaged underground water, sewer and/or drainage lines.	Q3 2021
155	RR068	RR3 - Iberville, Tulane-Gravier, LGD, CBD Group A (PMOPI)	\$10,044,515.17	Scope of work may include repaving the asphalt roadway from curb-to-curb, replacing damaged portions of concrete with new concrete, patching the roadway with asphalt, repairing damaged sidewalks and driveway aprons, installing ADA compliant curb ramps at intersections, and replacing/repairing damaged underground water, sewer and/or drainage lines.	Q3 2021
156	RR149	RR3 - Read Blvd East Group F (FRCPC)	\$3,518,733.31	Scope of work may include replacing damaged portions of concrete with new concrete, repairing damaged sidewalks and driveway aprons, installing ADA compliant curb ramps at intersections, and replacing/repairing damaged underground water, sewer and/or drainage lines.	Q3 2021
157	DPW552	Academy Park Drainage Upgrades	\$6,500,000.00	This project is intended to help alleviate flooding by increasing the capacity of subsurface drainage between local streets and trunk lines as well as by using green infrastructure options which may include retention/detention basins, street basins, rain gardens, and street side bioswales.	Q3 2021
158	RR195	RR3 - West End Group C (FRC)	\$4,359,046.50	Scope of work includes replacing damaged underground water, sewer and drainage lines, repaving the roadway, replacing damaged sidewalks and driveway aprons, and installing ADA compliant curb ramps at intersections.	Q4 2021
159	RR148	RR3 - Read Blvd East Group E (FRC)	\$4,290,689.50	Scope of work includes replacing damaged underground water, sewer and drainage lines, repaving the roadway, replacing damaged sidewalks and driveway aprons, and installing ADA compliant curb ramps at intersections.	Q4 2021

No.	Project ID	Project Name	Total Funding	Scope of Work	Estimated Completion Date
160	RR079	RR3 - Lakeshore Group B (FRC)	\$3,696,539.50	Scope of work includes replacing damaged underground water, sewer and drainage lines, repaving the roadway, replacing damaged sidewalks and driveway aprons, and installing ADA compliant curb ramps at intersections.	Q4 2021
161	RR142	RR3 - Pontchartrain Park Group C (FRC)	\$4,038,460.50	Scope of work includes replacing damaged underground water, sewer and drainage lines, repaving the roadway, replacing damaged sidewalks and driveway aprons, and installing ADA compliant curb ramps at intersections.	Q4 2021
162	RR101	RR3 - Little Woods Group B (FRC)	\$3,088,636.50	Scope of work includes replacing damaged underground water, sewer and drainage lines, repaving the roadway, replacing damaged sidewalks and driveway aprons, and installing ADA compliant curb ramps at intersections.	Q4 2021
163	RR136	RR3 - Plum Orchard Group C (FRC)	\$3,034,347.00	Scope of work includes replacing damaged underground water, sewer and drainage lines, repaving the roadway, replacing damaged sidewalks and driveway aprons, and installing ADA compliant curb ramps at intersections.	Q4 2021
164	RR200	RR3 - West Lake Forest Group A (FRC)	\$2,085,317.09	Scope of work includes replacing damaged underground water, sewer and drainage lines, repaving the roadway, replacing damaged sidewalks and driveway aprons, and installing ADA compliant curb ramps at intersections.	Q4 2021
165	RR016	RR3 - BW Cooper, Gert Town, Dixon Group C (FRC)	\$2,569,677.50	Scope of work includes replacing damaged underground water, sewer and drainage lines, repaving the roadway, replacing damaged sidewalks and driveway aprons, and installing ADA compliant curb ramps at intersections.	Q1 2022
166	RR091	RR3 - Lakeview South Group B (FRCPI)	\$5,319,700.35	Scope of work may include replacing damaged underground water, sewer and drainage lines, repaving the roadway, repaving the asphalt roadway from curb-to-curb, patching the roadway with asphalt, replacing damaged sidewalks and driveway aprons, and installing ADA compliant curb ramps at intersections.	Q1 2022
167	RR086	RR3 - Lakeview North Group D (FRC)	\$4,633,676.13	Scope of work includes replacing damaged underground water, sewer and drainage lines, repaving the roadway, replacing damaged sidewalks and driveway aprons, and installing ADA compliant curb ramps at intersections.	Q1 2022
168	RR120	RR3 - Marlyville-Fontainebleau Group E (FRC)	\$2,866,004.50	Scope of work includes replacing damaged underground water, sewer and drainage lines, repaving the roadway, replacing damaged sidewalks and driveway aprons, and installing ADA compliant curb ramps at intersections.	Q1 2022
169	RR127	RR3 - Mid City Group D (FRC)	\$3,916,103.00	Scope of work includes replacing damaged underground water, sewer and drainage lines, repaving the roadway, replacing damaged sidewalks and driveway aprons, and installing ADA compliant curb ramps at intersections.	Q1 2022
170	RR110	RR3 - LNW Northwest Group C (FRC)	\$4,259,749.50	Scope of work includes replacing damaged underground water, sewer and drainage lines, repaving the roadway, replacing damaged sidewalks and driveway aprons, and installing ADA compliant curb ramps at intersections.	Q1 2022
171	RR033	RR3 - East Carrollton Group B (FRC)	\$2,693,890.10	Scope of work includes replacing damaged underground water, sewer and drainage lines, repaving the roadway, replacing damaged sidewalks and driveway aprons, and installing ADA compliant curb ramps at intersections.	Q1 2022
172	RR063	RR3 - Hollygrove Group C (FRCPP)	\$3,973,062.89	Scope of work may include replacing damaged underground water, sewer and drainage lines, repaving the roadway, repaving the asphalt roadway from curb-to-curb, replacing damaged portions of concrete with new concrete, replacing damaged sidewalks and driveway aprons, and installing ADA compliant curb ramps at intersections.	Q1 2022

No.	Project ID	Project Name	Total Funding	Scope of Work	Estimated Completion Date
173	RR098	RR3 - Leonidas Group C (FRCP)	\$5,675,880.15	Scope of work may include replacing damaged underground water, sewer and drainage lines, repaving the roadway, repaving the asphalt roadway from curb-to-curb, replacing damaged portions of concrete with new concrete, replacing damaged sidewalks and driveway aprons, and installing ADA compliant curb ramps at intersections.	Q1 2022
174	RR135	RR3 - Pines Village Group C (FRC)	\$4,218,694.50	Scope of work includes replacing damaged underground water, sewer and drainage lines, repaving the roadway, replacing damaged sidewalks and driveway aprons, and installing ADA compliant curb ramps at intersections.	Q1 2022
175	RR041	RR3 - Filmore North Group E (FRC)	\$2,780,333.00	Scope of work includes replacing damaged underground water, sewer and drainage lines, repaving the roadway, replacing damaged sidewalks and driveway aprons, and installing ADA compliant curb ramps at intersections.	Q1 2022
176	RR058	RR3 - Gentilly Terrace Group H (FRC)	\$1,990,168.76	Scope of work includes replacing damaged underground water, sewer and drainage lines, repaving the roadway, replacing damaged sidewalks and driveway aprons, and installing ADA compliant curb ramps at intersections.	Q1 2022
177	RR047	RR3 - Florida Area & Dev Group B (FRC)	\$1,396,218.50	Scope of work includes replacing damaged underground water, sewer and drainage lines, repaving the roadway, replacing damaged sidewalks and driveway aprons, and installing ADA compliant curb ramps at intersections.	Q1 2022
178	RR113	RR3 - LNW South Group C (FRC)	\$4,605,844.00	Scope of work includes replacing damaged underground water, sewer and drainage lines, repaving the roadway, replacing damaged sidewalks and driveway aprons, and installing ADA compliant curb ramps at intersections.	Q1 2022
179	RR054	RR3 - Gentilly Terrace Group D (FRC)	\$16,119,353.25	Scope of work includes replacing damaged underground water, sewer and drainage lines, repaving the roadway, replacing damaged sidewalks and driveway aprons, and installing ADA compliant curb ramps at intersections.	Q1 2022
180	RR017	RR3 - BW Cooper, Gert Town, Dixon Group D (FRC)	\$3,335,578.50	Scope of work includes replacing damaged underground water, sewer and drainage lines, repaving the roadway, replacing damaged sidewalks and driveway aprons, and installing ADA compliant curb ramps at intersections.	Q1 2022
181	RR013	RR3 - Broadmoor Group E (FRC)	\$1,343,230.00	Scope of work includes replacing damaged underground water, sewer and drainage lines, repaving the roadway, replacing damaged sidewalks and driveway aprons, and installing ADA compliant curb ramps at intersections.	Q1 2022
182	RR095	RR3 - Lakewood Group B (FRCP)	\$3,815,432.67	Scope of work may include replacing damaged underground water, sewer and drainage lines, repaving the roadway, repaving the asphalt roadway from curb-to-curb, patching the roadway with asphalt, replacing damaged sidewalks and driveway aprons, and installing ADA compliant curb ramps at intersections.	Q1 2022
183	RR126	RR3 - Mid City Group C (FRC)	\$2,958,994.50	Scope of work includes replacing damaged underground water, sewer and drainage lines, repaving the roadway, replacing damaged sidewalks and driveway aprons, and installing ADA compliant curb ramps at intersections.	Q1 2022
184	RR105	RR3 - LNW Northeast Group C (FRC)	\$5,751,712.00	Scope of work includes replacing damaged underground water, sewer and drainage lines, repaving the roadway, replacing damaged sidewalks and driveway aprons, and installing ADA compliant curb ramps at intersections.	Q1 2022
185	RR071	RR3 - Lake Terrace & Oaks Group C (FRC)	\$5,389,314.50	Scope of work includes replacing damaged underground water, sewer and drainage lines, repaving the roadway, replacing damaged sidewalks and driveway aprons, and installing ADA compliant curb ramps at intersections.	Q1 2022

No.	Project ID	Project Name	Total Funding	Scope of Work	Estimated Completion Date
186	RR039	RR3 - Filmore North Group C (FRCP)	\$3,068,700.13	Scope of work may include replacing damaged underground water, sewer and drainage lines, repaving the roadway, repaving the asphalt roadway from curb-to-curb, replacing damaged sidewalks and driveway aprons, and installing ADA compliant curb ramps at intersections.	Q1 2022
187	RR141	RR3 - Pontchartrain Park Group B (FRCP)	\$3,054,232.00	Scope of work may include replacing damaged underground water, sewer and drainage lines, repaving the roadway, repaving the asphalt roadway from curb-to-curb, replacing damaged sidewalks and driveway aprons, and installing ADA compliant curb ramps at intersections.	Q1 2022
188	RR076	RR3 - Lake Vista Group D (FRC)	\$4,524,218.50	Scope of work includes replacing damaged underground water, sewer and drainage lines, repaving the roadway, replacing damaged sidewalks and driveway aprons, and installing ADA compliant curb ramps at intersections.	Q1 2022
189	RR023	RR3 - Central City Group C (PMOPI)	\$7,347,100.13	Scope of work may include repaving the asphalt roadway from curb-to-curb, replacing damaged portions of concrete with new concrete, patching the roadway with asphalt, repairing damaged sidewalks and driveway aprons, installing ADA compliant curb ramps at intersections, and replacing/repairing damaged underground water, sewer and/or drainage lines.	Q1 2022
190	RR115	RR3 - LNW South Group E (FRC)	\$6,025,973.00	Scope of work includes replacing damaged underground water, sewer and drainage lines, repaving the roadway, replacing damaged sidewalks and driveway aprons, and installing ADA compliant curb ramps at intersections.	Q1 2022
191	RR119	RR3 - Marlyville-Fontainebleau Group D (FRC)	\$2,609,398.00	Scope of work includes replacing damaged underground water, sewer and drainage lines, repaving the roadway, replacing damaged sidewalks and driveway aprons, and installing ADA compliant curb ramps at intersections.	Q1 2022
192	RR111	RR3 - LNW Northwest Group D (FRC)	\$5,197,716.00	Scope of work includes replacing damaged underground water, sewer and drainage lines, repaving the roadway, replacing damaged sidewalks and driveway aprons, and installing ADA compliant curb ramps at intersections.	Q1 2022
193	RR048	RR3 - Florida Area & Dev Group C (FRC)	\$1,914,735.50	Scope of work includes replacing damaged underground water, sewer and drainage lines, repaving the roadway, replacing damaged sidewalks and driveway aprons, and installing ADA compliant curb ramps at intersections.	Q1 2022
194	RR018	RR3 - BW Cooper, Gert Town, Dixon Group E (FRC)	\$2,607,859.50	Scope of work includes replacing damaged underground water, sewer and drainage lines, repaving the roadway, replacing damaged sidewalks and driveway aprons, and installing ADA compliant curb ramps at intersections.	Q1 2022
195	RR049	RR3 - Florida Area & Dev Group D (FRC)	\$2,090,362.50	Scope of work includes replacing damaged underground water, sewer and drainage lines, repaving the roadway, replacing damaged sidewalks and driveway aprons, and installing ADA compliant curb ramps at intersections.	Q1 2022
196	RR169	RR3 - St. Claude Group D (FRC)	\$1,275,705.50	Scope of work includes replacing damaged underground water, sewer and drainage lines, repaving the roadway, replacing damaged sidewalks and driveway aprons, and installing ADA compliant curb ramps at intersections.	Q1 2022
197	RR007	RR3 - Bayou St John, Fairgrounds, Seventh Ward Group E (FRC)	\$2,715,818.00	Scope of work includes replacing damaged underground water, sewer and drainage lines, repaving the roadway, replacing damaged sidewalks and driveway aprons, and installing ADA compliant curb ramps at intersections.	Q1 2022
198	RR198	RR3 - West End Group F (FRC)	\$4,468,535.00	Scope of work includes replacing damaged underground water, sewer and drainage lines, repaving the roadway, replacing damaged sidewalks and driveway aprons, and installing ADA compliant curb ramps at intersections.	Q1 2022

No.	Project ID	Project Name	Total Funding	Scope of Work	Estimated Completion Date
199	RR005	RR3 - Bayou St John, Fairgrounds, Seventh Ward Group C (FRC)	\$2,892,280.85	Scope of work includes replacing damaged underground water, sewer and drainage lines, repaving the roadway, replacing damaged sidewalks and driveway aprons, and installing ADA compliant curb ramps at intersections.	Q1 2022
200	RR057	RR3 - Gentilly Terrace Group G (FRC)	\$2,737,646.00	Scope of work includes replacing damaged underground water, sewer and drainage lines, repaving the roadway, replacing damaged sidewalks and driveway aprons, and installing ADA compliant curb ramps at intersections.	Q2 2022
201	RR080	RR3 - Lakeshore Group C (FRC)	\$4,279,274.00	Scope of work includes replacing damaged underground water, sewer and drainage lines, repaving the roadway, replacing damaged sidewalks and driveway aprons, and installing ADA compliant curb ramps at intersections.	Q2 2022
202	RR122	RR3 - Marlyville-Fontainebleau Group G (FRC)	\$3,475,157.00	Scope of work includes replacing damaged underground water, sewer and drainage lines, repaving the roadway, replacing damaged sidewalks and driveway aprons, and installing ADA compliant curb ramps at intersections.	Q2 2022
203	RR040	RR3 - Filmore North Group D (FRC)	\$5,021,137.00	Scope of work includes replacing damaged underground water, sewer and drainage lines, repaving the roadway, replacing damaged sidewalks and driveway aprons, and installing ADA compliant curb ramps at intersections.	Q2 2022
204	RR163	RR3 - St. Anthony West Group E (FRC)	\$2,225,645.17	Scope of work includes replacing damaged underground water, sewer and drainage lines, repaving the roadway, replacing damaged sidewalks and driveway aprons, and installing ADA compliant curb ramps at intersections.	Q2 2022
205	RR056	RR3 - Gentilly Terrace Group F (FRC)	\$3,241,900.00	Scope of work includes replacing damaged underground water, sewer and drainage lines, repaving the roadway, replacing damaged sidewalks and driveway aprons, and installing ADA compliant curb ramps at intersections.	Q2 2022
206	RR199	RR3 - West End Group G (FRC)	\$2,174,801.50	Scope of work includes replacing damaged underground water, sewer and drainage lines, repaving the roadway, replacing damaged sidewalks and driveway aprons, and installing ADA compliant curb ramps at intersections.	Q2 2022
207	RR179	RR3 - St. Roch North Group D (FRC)	\$2,602,334.50	Scope of work includes replacing damaged underground water, sewer and drainage lines, repaving the roadway, replacing damaged sidewalks and driveway aprons, and installing ADA compliant curb ramps at intersections.	Q2 2022
208	RR012	RR3 - Broadmoor Group D (FRC)	\$3,870,101.00	Scope of work includes replacing damaged underground water, sewer and drainage lines, repaving the roadway, replacing damaged sidewalks and driveway aprons, and installing ADA compliant curb ramps at intersections.	Q2 2022
209	RR053	RR3 - Gentilly Terrace Group C (FRC)	\$2,025,856.00	Scope of work includes replacing damaged underground water, sewer and drainage lines, repaving the roadway, replacing damaged sidewalks and driveway aprons, and installing ADA compliant curb ramps at intersections.	Q2 2022
210	RR044	RR3 - Filmore South Group C (FRC)	\$4,260,438.00	Scope of work includes replacing damaged underground water, sewer and drainage lines, repaving the roadway, replacing damaged sidewalks and driveway aprons, and installing ADA compliant curb ramps at intersections.	Q2 2022
211	RR019	RR3 - BW Cooper, Gert Town, Dixon Group F (FRC)	\$1,777,749.50	Scope of work includes replacing damaged underground water, sewer and drainage lines, repaving the roadway, replacing damaged sidewalks and driveway aprons, and installing ADA compliant curb ramps at intersections.	Q2 2022
212	RR055	RR3 - Gentilly Terrace Group E (FRC)	\$2,371,239.35	Scope of work includes replacing damaged underground water, sewer and drainage lines, repaving the roadway, replacing damaged sidewalks and driveway aprons, and installing ADA compliant curb ramps at intersections.	Q2 2022

No.	Project ID	Project Name	Total Funding	Scope of Work	Estimated Completion Date
213	RR065	RR3 - Hollygrove Group E (FRC)	\$3,184,686.50	Scope of work includes replacing damaged underground water, sewer and drainage lines, repaving the roadway, replacing damaged sidewalks and driveway aprons, and installing ADA compliant curb ramps at intersections.	Q2 2022
214	RR032	RR3 - Dillard Group B (FRC)	\$3,416,090.50	Scope of work includes replacing damaged underground water, sewer and drainage lines, repaving the roadway, replacing damaged sidewalks and driveway aprons, and installing ADA compliant curb ramps at intersections.	Q2 2022
215	RR096	RR3 - Lakewood Group C (FRC)	\$3,899,417.50	Scope of work includes replacing damaged underground water, sewer and drainage lines, repaving the roadway, replacing damaged sidewalks and driveway aprons, and installing ADA compliant curb ramps at intersections.	Q3 2022
216	RR117	RR3 - Marlyville-Fontainebleau Group B (FRC)	\$2,784,039.33	Scope of work includes replacing damaged underground water, sewer and drainage lines, repaving the roadway, replacing damaged sidewalks and driveway aprons, and installing ADA compliant curb ramps at intersections.	Q3 2022
217	RR077	RR3 - Lake Vista Group E (FRC)	\$5,950,765.00	Scope of work includes replacing damaged underground water, sewer and drainage lines, repaving the roadway, replacing damaged sidewalks and driveway aprons, and installing ADA compliant curb ramps at intersections.	Q3 2022
218	RR045	RR3 - Filmore South Group D (FRC)	\$4,377,432.02	Scope of work includes replacing damaged underground water, sewer and drainage lines, repaving the roadway, replacing damaged sidewalks and driveway aprons, and installing ADA compliant curb ramps at intersections.	Q3 2022
219	RR174	RR3 - St. Claude Group I (FRC)	\$2,779,066.50	Scope of work includes replacing damaged underground water, sewer and drainage lines, repaving the roadway, replacing damaged sidewalks and driveway aprons, and installing ADA compliant curb ramps at intersections.	Q3 2022
220	RR064	RR3 - Hollygrove Group D (FRC)	\$3,183,865.63	Scope of work includes replacing damaged underground water, sewer and drainage lines, repaving the roadway, replacing damaged sidewalks and driveway aprons, and installing ADA compliant curb ramps at intersections.	Q3 2022
221	RR006	RR3 - Bayou St John, Fairgrounds, Seventh Ward Group D (FRC)	\$2,862,286.38	Scope of work includes replacing damaged underground water, sewer and drainage lines, repaving the roadway, replacing damaged sidewalks and driveway aprons, and installing ADA compliant curb ramps at intersections.	Q3 2022
222	RR081	RR3 - Lakeshore Group D (FRC)	\$4,588,716.50	Scope of work includes replacing damaged underground water, sewer and drainage lines, repaving the roadway, replacing damaged sidewalks and driveway aprons, and installing ADA compliant curb ramps at intersections.	Q3 2022
223	RR029	RR3 - Desire Group D (FRCPC)	\$4,200,758.06	Scope of work may include replacing damaged underground water, sewer and drainage lines, repaving the roadway, replacing damaged portions of concrete with new concrete, replacing damaged sidewalks and driveway aprons, and installing ADA compliant curb ramps at intersections.	Q3 2022
224	RR070	RR3 - Lake Terrace & Oaks Group B (FRC)	\$4,378,919.50	Scope of work includes replacing damaged underground water, sewer and drainage lines, repaving the roadway, replacing damaged sidewalks and driveway aprons, and installing ADA compliant curb ramps at intersections.	Q3 2022
225	RR156	RR3 - St. Anthony East Group B (FRC)	\$3,502,731.00	Scope of work includes replacing damaged underground water, sewer and drainage lines, repaving the roadway, replacing damaged sidewalks and driveway aprons, and installing ADA compliant curb ramps at intersections.	Q3 2022
226	RR075	RR3 - Lake Vista Group C (FRC)	\$3,602,835.50	Scope of work includes replacing damaged underground water, sewer and drainage lines, repaving the roadway, replacing damaged sidewalks and driveway aprons, and installing ADA compliant curb ramps at intersections.	Q3 2022

No.	Project ID	Project Name	Total Funding	Scope of Work	Estimated Completion Date
227	RR024	RR3 - Central City Group D (FRC)	\$2,718,597.50	Scope of work includes replacing damaged underground water, sewer and drainage lines, repaving the roadway, replacing damaged sidewalks and driveway aprons, and installing ADA compliant curb ramps at intersections.	Q3 2022
228	RR088	RR3 - Lakeview North Group F (FRC)	\$3,549,522.48	Scope of work includes replacing damaged underground water, sewer and drainage lines, repaving the roadway, replacing damaged sidewalks and driveway aprons, and installing ADA compliant curb ramps at intersections.	Q3 2022
229	RR158	RR3 - St. Anthony East Group D (FRC)	\$3,132,496.50	Scope of work includes replacing damaged underground water, sewer and drainage lines, repaving the roadway, replacing damaged sidewalks and driveway aprons, and installing ADA compliant curb ramps at intersections.	Q3 2022
230	RR102	RR3 - Little Woods Group C (FRC)	\$3,766,133.00	Scope of work includes replacing damaged underground water, sewer and drainage lines, repaving the roadway, replacing damaged sidewalks and driveway aprons, and installing ADA compliant curb ramps at intersections.	Q3 2022
231	RR061	RR3 - Gentilly Woods Group F (FRCPI)	\$7,018,442.70	Scope of work may include replacing damaged underground water, sewer and drainage lines, repaving the roadway, repaving the asphalt roadway from curb-to-curb, patching the roadway with asphalt, replacing damaged sidewalks and driveway aprons, and installing ADA compliant curb ramps at intersections.	Q3 2022
232	RR128	RR3 - Mid City Group E (FRC)	\$3,683,755.50	Scope of work includes replacing damaged underground water, sewer and drainage lines, repaving the roadway, replacing damaged sidewalks and driveway aprons, and installing ADA compliant curb ramps at intersections.	Q4 2022
233	RR143	RR3 - Pontchartrain Park Group D (FRC)	\$3,205,239.50	Scope of work includes replacing damaged underground water, sewer and drainage lines, repaving the roadway, replacing damaged sidewalks and driveway aprons, and installing ADA compliant curb ramps at intersections.	Q4 2022
234	RR164	RR3 - St. Anthony West Group F (FRC)	\$3,503,912.50	Scope of work includes replacing damaged underground water, sewer and drainage lines, repaving the roadway, replacing damaged sidewalks and driveway aprons, and installing ADA compliant curb ramps at intersections.	Q4 2022
235	RR028	RR3 - Desire Group C (FRC)	\$3,345,491.35	Scope of work includes replacing damaged underground water, sewer and drainage lines, repaving the roadway, replacing damaged sidewalks and driveway aprons, and installing ADA compliant curb ramps at intersections.	Q4 2022
236	RR099	RR3 - Leonidas Group D (FRCPP)	\$4,560,164.62	Scope of work may include replacing damaged underground water, sewer and drainage lines, repaving the roadway, repaving the asphalt roadway from curb-to-curb, replacing damaged portions of concrete with new concrete, replacing damaged sidewalks and driveway aprons, and installing ADA compliant curb ramps at intersections.	Q4 2022
237	RR106	RR3 - LNW Northeast Group D (FRC)	\$6,430,777.00	Scope of work includes replacing damaged underground water, sewer and drainage lines, repaving the roadway, replacing damaged sidewalks and driveway aprons, and installing ADA compliant curb ramps at intersections.	Q4 2022
238	RR121	RR3 - Marlyville-Fontainebleau Group F (FRC)	\$2,840,683.00	Scope of work includes replacing damaged underground water, sewer and drainage lines, repaving the roadway, replacing damaged sidewalks and driveway aprons, and installing ADA compliant curb ramps at intersections.	Q4 2022
239	RR114	RR3 - LNW South Group D (FRC)	\$4,258,593.50	Scope of work includes replacing damaged underground water, sewer and drainage lines, repaving the roadway, replacing damaged sidewalks and driveway aprons, and installing ADA compliant curb ramps at intersections.	Q4 2022

No.	Project ID	Project Name	Total Funding	Scope of Work	Estimated Completion Date
240	RR171	RR3 - St. Claude Group F (FRC)	\$1,990,436.50	Scope of work includes replacing damaged underground water, sewer and drainage lines, repaving the roadway, replacing damaged sidewalks and driveway aprons, and installing ADA compliant curb ramps at intersections.	Q4 2022
241	RR082	RR3 - Lakeshore Group E (FRC)	\$1,036,022.50	Scope of work includes replacing damaged underground water, sewer and drainage lines, repaving the roadway, replacing damaged sidewalks and driveway aprons, and installing ADA compliant curb ramps at intersections.	Q4 2022
242	RR177	RR3 - St. Roch North Group B (FRC)	\$2,696,616.50	Scope of work includes replacing damaged underground water, sewer and drainage lines, repaving the roadway, replacing damaged sidewalks and driveway aprons, and installing ADA compliant curb ramps at intersections.	Q4 2022
243	RR087	RR3 - Lakeview North Group E (FRC)	\$4,136,028.78	Scope of work includes replacing damaged underground water, sewer and drainage lines, repaving the roadway, replacing damaged sidewalks and driveway aprons, and installing ADA compliant curb ramps at intersections.	Q1 2023
244	RR107	RR3 - LNW Northeast Group E (FRC)	\$2,911,938.50	Scope of work includes replacing damaged underground water, sewer and drainage lines, repaving the roadway, replacing damaged sidewalks and driveway aprons, and installing ADA compliant curb ramps at intersections.	Q1 2023
245	RR161	RR3 - St. Anthony West Group C (FRC)	\$2,864,653.00	Scope of work includes replacing damaged underground water, sewer and drainage lines, repaving the roadway, replacing damaged sidewalks and driveway aprons, and installing ADA compliant curb ramps at intersections.	Q1 2023
246	RR160	RR3 - St. Anthony West Group B (FRC)	\$2,845,774.50	Scope of work includes replacing damaged underground water, sewer and drainage lines, repaving the roadway, replacing damaged sidewalks and driveway aprons, and installing ADA compliant curb ramps at intersections.	Q1 2023
247	RR197	RR3 - West End Group E (FRC)	\$2,750,889.00	Scope of work includes replacing damaged underground water, sewer and drainage lines, repaving the roadway, replacing damaged sidewalks and driveway aprons, and installing ADA compliant curb ramps at intersections.	Q1 2023
248	RR162	RR3 - St. Anthony West Group D (FRC)	\$2,558,891.00	Scope of work includes replacing damaged underground water, sewer and drainage lines, repaving the roadway, replacing damaged sidewalks and driveway aprons, and installing ADA compliant curb ramps at intersections.	Q1 2023
249	RR059	RR3 - Gentilly Terrace Group I (FRC)	\$2,241,671.00	Scope of work includes replacing damaged underground water, sewer and drainage lines, repaving the roadway, replacing damaged sidewalks and driveway aprons, and installing ADA compliant curb ramps at intersections.	Q1 2023
250	RR178	RR3 - St. Roch North Group C (FRC)	\$1,941,349.00	Scope of work includes replacing damaged underground water, sewer and drainage lines, repaving the roadway, replacing damaged sidewalks and driveway aprons, and installing ADA compliant curb ramps at intersections.	Q1 2023
251	RR173	RR3 - St. Claude Group H (FRC)	\$3,263,991.50	Scope of work includes replacing damaged underground water, sewer and drainage lines, repaving the roadway, replacing damaged sidewalks and driveway aprons, and installing ADA compliant curb ramps at intersections.	Q2 2023
252	RR123	RR3 - Marlyville-Fontainebleau Group H (FRC)	\$3,596,136.39	Scope of work includes replacing damaged underground water, sewer and drainage lines, repaving the roadway, replacing damaged sidewalks and driveway aprons, and installing ADA compliant curb ramps at intersections.	Q2 2023
253	RR196	RR3 - West End Group D (FRC)	\$2,906,974.50	Scope of work includes replacing damaged underground water, sewer and drainage lines, repaving the roadway, replacing damaged sidewalks and driveway aprons, and installing ADA compliant curb ramps at intersections.	Q2 2023

No.	Project ID	Project Name	Total Funding	Scope of Work	Estimated Completion Date
254	RR089	RR3 - Lakeview North Group G (FRC)	\$4,485,016.50	Scope of work includes replacing damaged underground water, sewer and drainage lines, repaving the roadway, replacing damaged sidewalks and driveway aprons, and installing ADA compliant curb ramps at intersections.	Q2 2023
255	RR066	RR3 - Hollygrove Group F (FRCP)	\$3,756,548.99	Scope of work may include replacing damaged underground water, sewer and drainage lines, repaving the roadway, repaving the asphalt roadway from curb-to-curb, replacing damaged portions of concrete with new concrete, replacing damaged sidewalks and driveway aprons, and installing ADA compliant curb ramps at intersections.	Q3 2023
256	RR034	RR3 - East Carrollton Group C (FRC)	\$5,353,172.50	Scope of work includes replacing damaged underground water, sewer and drainage lines, repaving the roadway, replacing damaged sidewalks and driveway aprons, and installing ADA compliant curb ramps at intersections.	Q3 2023
257	RR060	RR3 - Gentilly Terrace Group J (FRC)	\$3,269,635.50	Scope of work includes replacing damaged underground water, sewer and drainage lines, repaving the roadway, replacing damaged sidewalks and driveway aprons, and installing ADA compliant curb ramps at intersections.	Q4 2023
258	RR172	RR3 - St. Claude Group G (FRC)	\$4,644,689.00	Scope of work includes replacing damaged underground water, sewer and drainage lines, repaving the roadway, replacing damaged sidewalks and driveway aprons, and installing ADA compliant curb ramps at intersections.	Q4 2023
259	RR175	RR3 - St. Claude Group J (FRC)	\$2,651,600.50	Scope of work includes replacing damaged underground water, sewer and drainage lines, repaving the roadway, replacing damaged sidewalks and driveway aprons, and installing ADA compliant curb ramps at intersections.	Q4 2023
260	RR184	RR3 - Uptown Group B (FRC)	\$2,486,913.00	Scope of work includes replacing damaged underground water, sewer and drainage lines, repaving the roadway, replacing damaged sidewalks and driveway aprons, and installing ADA compliant curb ramps at intersections.	Q4 2023

Appendix C. Public Hearing Minutes

Capital Improvement Program Hearings 2019-2023 CITY PLANNING COMMISSION Hearings Held July 17, 2018 – July 20, 2018

Date: Monday, July 17, 9:00am
Department: New Orleans City Council

Attending
Nicolette Jones – CPC
David S. Gavlinski – City Council
Larry Massey – CPC
Aspen Nero – CPC
Ray Landeche – Lakeshore Resident
Ellen Waguespack – CPA
Eric Granderson – City Council

The City Planning Commission described the Capital Improvement Plan process and asked the representative of the City Council to provide further information on the agency’s request for capital funds. The representatives of City Council described the scope and estimated cost of the one proposed project.

No members of the public spoke in favor or opposition to the requests.

.....
Date: Monday, July 17, 10:00am
Department: New Orleans City Park

Attending
Aspen Nero – CPC
Nicolette Jones – CPC
Bob Becker – City Park
Ray Landeche – Lakeshore Resident
Larry Massey – CPC
Miguel Viteri – CPA
Erika Boerr – CPA
Nathan Lott – Greater New Orleans Water Collaborative

The City Planning Commission described the Capital Improvement Plan process and asked the representative of the City Park to provide further information on the agency’s request for capital funds. The representatives of City Park described the scope and estimated cost of the three proposed projects.

One member of the public asked if the agency considered a triple-net style lease or other agreement with possible vendors to restore these historic buildings. The representative from City Park noted that that is always an option.

.....
Date: Monday, July 17, 11:00am
Department: Audubon Commission

Attending
Kyle McGehee – Audubon Institute
Laurie Coularo – Audubon Institute
Ngoc Dang – CPA
Nicolette Jones – CPA
Ray Landeche – Lakeshore Resident
Aspen Nero – CPC
Larry Massey – CPC

The City Planning Commission described the Capital Improvement Plan process and asked the representatives of the Audubon Commission and to provide further information on the agency’s request for capital funds. The representatives described the scope and estimated cost of the one proposed project.

No members of the public spoke in favor or opposition to the requests.

.....
Date: Monday, July 17, 1:00pm
Department: Department of Parks and Parkways

Attending
Nicolette Jones – CPC
Ann Macdonald – PPW
Ngoc Dang – CPA
Danny McElmurray – PPW
Editha Amacker – ENONAC
Aspen Nero – CPC
Ray Landeche – Lakeshore Resident

The City Planning Commission described the Capital Improvement Plan process and asked the representatives of the Parks and Parkways to provide further information on the agency’s request for capital funds. The representatives described the scope and estimated cost of the five proposed projects.

No members of the public spoke in favor or opposition to the requests.

Date: Monday, July 17, 2:00pm
Department: New Orleans Recreation Department Commission

Attending

Nicolette Jones – CPC
Aspen Nero – CPC
Editha Amacker – ENONAC
Jim Austin – NORDC
Maya Wyche – NORDC
Vincent Smith – CPA
Larry Massey – CPC
Miguel Viteri – CPA
Erika Boerr – CPA

The City Planning Commission described the Capital Improvement Plan process and asked the representatives of the New Orleans Recreation Development Commission (NORDC) to provide further information on the agency’s request for capital funds. NORDC described the scope and estimated cost of the fifteen proposed projects.

No members of the public spoke in favor or opposition to the requests.



Date: Monday, July 17, 3:00pm
Department: New Orleans Museum of Art

Attending

Nicolette Jones – CPC
Aspen Nero – CPC
Karl Gellers – NOMA
Steve Lewis – NOMA
Palmer Rinehart – CPA
Larry Massey – CPC

The City Planning Commission described the Capital Improvement Plan process and asked the representatives of the New Orleans Museum of Art to provide further information on the agency’s request for capital funds. The representatives described the scope and estimated cost of the four proposed projects.

No one from the public was present at the meeting.



Date: Monday, July 17, 4:00pm
Department: New Orleans Public Library

Attending

Nicolette Jones – CPC
Aspen Nero – CPC
Larry Massey - CPC
Ellen Waguespack – CPA
Jessica Styons – NOPL
Don Bannister – NOPL
Michele Thompson – NOPL
Katherine Hoove – Resident
Claudia Garofalo – Resident

The City Planning Commission described the Capital Improvement Plan process and asked the representatives of the New Orleans Public Library to provide further information on the agency’s request for capital funds. The representatives described the scope and estimated cost of the three proposed projects.

Two members of the public expressed concerns about the high cost of the ADA lift for the NIX library. Also like the lift over the ramp idea as there are concerns the ramp would be too steep and inaccessible to many ADA needed individuals. The representative from the

department noted that request amount does not just include the lift but includes improvements to accommodate the lift at the front of the building and the public restroom.



Date: Tuesday, July 18, 9:00am
Department: New Orleans Police Department

Attending

Nicolette Jones – CPC
Aspen Nero – CPC
Larry Massey - CPC
Vincent Smith – CPA
Michael Harrison – NOPD
Eric Melancon – NOPD

The City Planning Commission described the Capital Improvement Plan process and asked the representatives of the Police Department to provide further information on the agency’s request for capital funds. The representatives described the scope and estimated cost of the eight proposed projects.

No one from the public was present at the meeting.



Date: Tuesday, July 18, 10:00am
Department: New Orleans Fire Department

Attending

Nicolette Jones – CPC
Aspen Nero – CPC
Larry Massey - CPC
Vincent Smith – CPA
Steve Schmitt – NOFD
Palmer Rinehart – CPA

The City Planning Commission described the Capital Improvement Plan process and asked the representatives of the Fire Department to provide further information on the agency's request for capital funds. The representative described the scope and estimated cost of the 14 proposed projects.

No one from the public was present at the meeting.



Date: Tuesday, July 18, 4:00pm
Department: French Market Corporation.

Attending
Nicolette Jones – CPC
Aspen Nero– CPC
Larry Massey - CPC
Miriam Lemann – CPA
Robert Gurtner – FMC
Kathleen Turner – FMC
Deandra Watson – FMC

The City Planning Commission described the Capital Improvement Plan process and asked the representatives of the French Market Corporation to provide further information on the agency's request for capital funds. The French Market Corporation described the scope and estimated cost of the nine proposed projects.

No one from the public was present at the meeting.



Date: Thursday, July 19, 9:00am
Department: Municipal Yacht Harbor Management Corporation

Attending
Nicolette Jones – CPC
Aspen Nero – CPC
Wayne Bloom – MYHMC
Taylor Casey – MYHMC
Miguel Viteri – CPA

The City Planning Commission described the Capital Improvement Plan process and asked the representative of the Yacht Harbor to provide further information on the agency's request for capital funds. The representatives described the scope and estimated cost of the five proposed projects.

No one from the public was present at the meeting.



Date: Thursday, July 19, 11:00am
Department: Department of Public Works

Attending
Nicolette Jones – CPC
Aspen Nero – CPC
Larry Massey – CPC
Warren Jones – DPW
Kim DeLarge – CPA

The City Planning Commission described the Capital Improvement Plan process and asked the representatives of the DPW to provide further information on the agency's request for capital funds. The representatives described the scope and estimated cost of the five proposed projects.

No one from the public was present at the meeting



Date: Thursday, July 19, 1:00pm
Department: Civil Service Department

Attending
Nicolette Jones – CPC
Sam Stoute – Civil Service
Aspen Nero – CPC
Miriam Lemann –CPA

The City Planning Commission described the Capital Improvement Plan process and asked the representative of the Civil Service Department to provide further information on the agency's request for capital funds. The representative described the scope and estimated cost of the two proposed projects.

No one from the public was present at this meeting.



Date: Thursday, July 19, 2:00pm
Department: Department of Property Management

Attending
Nicolette Jones – CPC
Aspen Nero – CPC
Larry Massey – CPC
Daniel Goldstein – Orleans Parish Prison Reform Coalition
Allison Foster – Orleans Parish Prison Reform Coalition
Martha Griset – DPM
Deline Williams – DPM
Greg Nichols – DPM
Palmer Rinehart - CPA
The City Planning Commission described the Capital Improvement Plan process and asked

the representative of the Department of Property Management to provide further information on the agency's request for capital funds. The representatives described the scope and estimated cost of the seven proposed projects.

No members of the public spoke in favor or opposition to the requests.



Date: Thursday, July 19, 3:00pm
Department: Orleans Parish Sheriff's Office

Attending
Nicolette Jones – CPC
Ngoc Dang – CPA
Janet Hays – Orleans Parish Prison Reform Coalition
Daniel Goldstein – Orleans Parish Prison Reform Coalition
Allison Foster – Orleans Parish Prison Reform Coalition
Sade Dumas – Orleans Parish Prison Reform Coalition
Isidore Marshall – OPSO
Sean Bruno – OPSO
Larry Massey – CPC
Aspen Nero – CPC

The City Planning Commission described the Capital Improvement Plan process and asked the representatives of the Sheriff's Office to provide further information on the agency's request for capital funds. The representatives described the scope and estimated cost of the proposed project.

Members of the public inquired on the status of the OJC Medical Services Facility. The representative of the Capital Projects Administration noted that the project has already been funded and is in the pre-design process.



Date: Friday, June 2, 2017, 3:00pm
Department: CAO/Equipment Maintenance Division

Attending
Nicolette Jones – CPC
Larry Massey – CPC
Aspen Nero – CPC
Patrick Sullivan – EMD
Chad Dyer – CAO

The City Planning Commission described the Capital Improvement Plan process and asked the representative of the Equipment Maintenance Department to provide further information on the agency's request for capital funds. The representative described the scope and estimated cost of the five proposed projects.

No one from the public was present at the meeting.



Date: Friday, July 20, 9:00am
Department: Office of Homeland Security and Emergency Preparedness

Attending
Nicolette Jones – CPC

Ryan Mast – NOHSEP
Michael Antoine – NOHSEP
Aspen Nero – CPC
Larry Massey – CPC
Vincent Smith – CPA

The City Planning Commission described the Capital Improvement Plan process and asked the Office of Homeland Security and Emergency Preparedness to provide further information on its request for capital funds. The Office of Homeland Security and Emergency Preparedness described the scope and estimated cost of the three proposed projects.

No one from the public was present at the meeting.



Date: Friday, July 20, 10:00am
Department: Department of Sanitation

Attending
Nicolette Jones – CPC
Aspen Nero – CPC
Larry Massey – CPC
Cynthia M. Sylvain-Lear – Sanitation
Matt Terri – Sanitation
Miguel Viteri – CPA
Erika Boerr – CPA

The City Planning Commission described the Capital Improvement Plan process and asked the representatives of the Department of Sanitation to provide further information on the agency's request for capital funds. The representatives described the scope and estimated cost of the three proposed projects.

Appendix D. Capital Budget Request Form Scoring Matrix

CAPITAL PROJECTS SCORING MATRIX

CRITERIA	SCORE CHOICES				SCORE			
	3	2	1	0	P	S	W	T
1 Public Health and Safety	Project needed to alleviate existing health or safety hazard	Project needed to alleviate potential health or safety hazard.	Project would promote or maintain health or safety.	No health or safety impact associated with project.	A		3	
2 External Requirements	Project is required by law, regulations, or court mandate.	Project required by agreement with other jurisdiction.	Project will be conducted in conjunction with another jurisdiction.	Project is City only and not externally required.	A		3	
3 Protection of Capital Stock	Project is critical to save structural integrity of existing City facility or repair significant structural deterioration.	Project will repair systems important to facility operation.	Project will improve facility appearance or deter future expenditure.	No existing facility involved.	A		3	
4 Economic Development	Project will encourage capital investment, improve the City's tax base, improve job opportunities, attract consumers to the City, or produce public or private revenues.			Project will have no significant economic development impact.	A		3	
5 Operating Budget Impact	Project will result in decreased costs in the operating budget.	Project will have minimal or no operating and maintenance costs.	Project will have some additional operating costs and/or personnel additions will be necessary.	Project will require significant additions in personnel or other operating costs.	A		3	
6 Life Expectancy of project	Meets the needs of community for next 20 years.	Meets needs of community for next 15 to 19 years.	Meets needs of community for next 10 to 14 years.	Meets needs of community for less than 10 years.	A		3	
7 Percentage of Population Served by Project	50% or more	25% to 49%	10% to 24%	Less than 10%	B		2	
8 Relation to Adopted Plans	Project is included in formal plan which has Mayor/Council approval	Project is included in written plan adopted by City board/commission.	Project is included in written plans of City staff.	Project is not included in any written plans.	B		2	
9 Intensity of Use	Project will be used year-round.	Project will receive seasonal and as-needed use.	Project will receive only seasonal use.		B		2	
10 Scheduling	Project to be started within next year.	Project to be started within 2 to 3 years.	Project to be started within 4 to 5 years/	Project is uncertain.	B		2	
11 Benefit/Cost	Return on investment for the project can be computed and is positive.		Return on investment cannot be readily computed.	Return on investment can be computed and the result is negative.	B		2	
12 Potential for Duplication		No similar projects are provided by public or private agencies outside of City government.		Project may duplicate other available public or private facilities.	B		2	
13 Availability of Financing	Project revenues will be sufficient to support project expense.	Non-city revenues have been identified and applied for.	Potential for non-city revenues exists.	No financing arrangements currently exist.	C		1	
14 Special Need		The project meets a community obligation to serve a special need of a segment of the City's population, such as low/moderate income, aged, minorities, handicapped, etc.		The project does not meet particular needs of a special population.	C		1	
15 Energy Consumption	Project will reduce amount of energy consumed.	Project will require minimum increase in energy consumption.	Project will require minimum increase in energy consumption.	Project will require substantial increases in energy consumption.	C		1	
16 Timeliness/External	Undertaking the project will allow the City to take advantage of a favorable current situation, such as the purchase of land or materials at favorable prices.			External influences do not affect the timeliness of the project.	C		1	
17 Public Support	Public has clearly demonstrated a significant desire to have the City undertake the project by way of neighborhood surveys, petitions, or other clear indicators.	City staff reports that the project is desired by the community to be served.	City staff reports that the project is desired by the community to be served.	Public has not expressed a specific preference for this project.	C		1	
18 Environmental Quality and Stormwater Management	Project required for City compliance with Federal/State obligations for clean water and/or substantially reduce flooding during an average rain event adjacent to the site.	Project will improve runoff water quality and contribute to a reduction in the overall discharge of stormwater from the site.	Project will not detrimentally impact runoff water quality and will not substantially impact flooding during an average rain event adjacent to the site.	Project will have a negative impact on water quality or stormwater management.	C		1	

P = Priority, S = Score, W = Weight, T = Total

Appendix E. City Planning Commission Meeting Minutes

City Planning Commission Meeting (September 25, 2018)

The City Planners summarized the Capital Improvement Plan and recommendations. There were six speakers at the public hearing who provided public comment on the CIP. One speaker suggested that the City develop a lottery system for the prioritization of street repair projects, while another suggested the prioritization of catch basin cleaning and repair in the capital program. Another speaker emphasized the need for the City to coordinate the timing of street repair projects and water/sewer and drainage repair projects. The next speaker noted that street repair projects should also be prioritized around school construction and renovation projects so that streets are in good condition and safe around the new schools. The final public speaker emphasized a need for the City to invest capital funds in the development of affordable housing. All speakers' comments can be viewed through the CPC website and at http://cityofno.granicus.com/MediaPlayer.php?view_id=2&clip_id=3084.

Commissioner Wedberg commented that street repair projects should continue to be made a priority within the capital program, and that as the City's disaster-related funding is drawn down, there is a need to secure other capital funding sources such as through the issuance of bonds. Commissioner Brown reiterated the comments of Commissioner Wedberg and noted that she hopes funding will become available to fund the other prioritized projects in the plan. Commissioner Lunn commented that capital funds should also be prioritized for the implementation of the Greater New Orleans Urban Water Plan. Commissioner Brown made a motion to adopt the Capital Improvement Plan as recommended by staff. Commissioner Green seconded the motion, which was unanimously adopted.

YEAS: Brown, Green, Hughes, Lunn, Wedberg

NAYS: None

ABSENT: Isaacson, Steeg, Stewart