

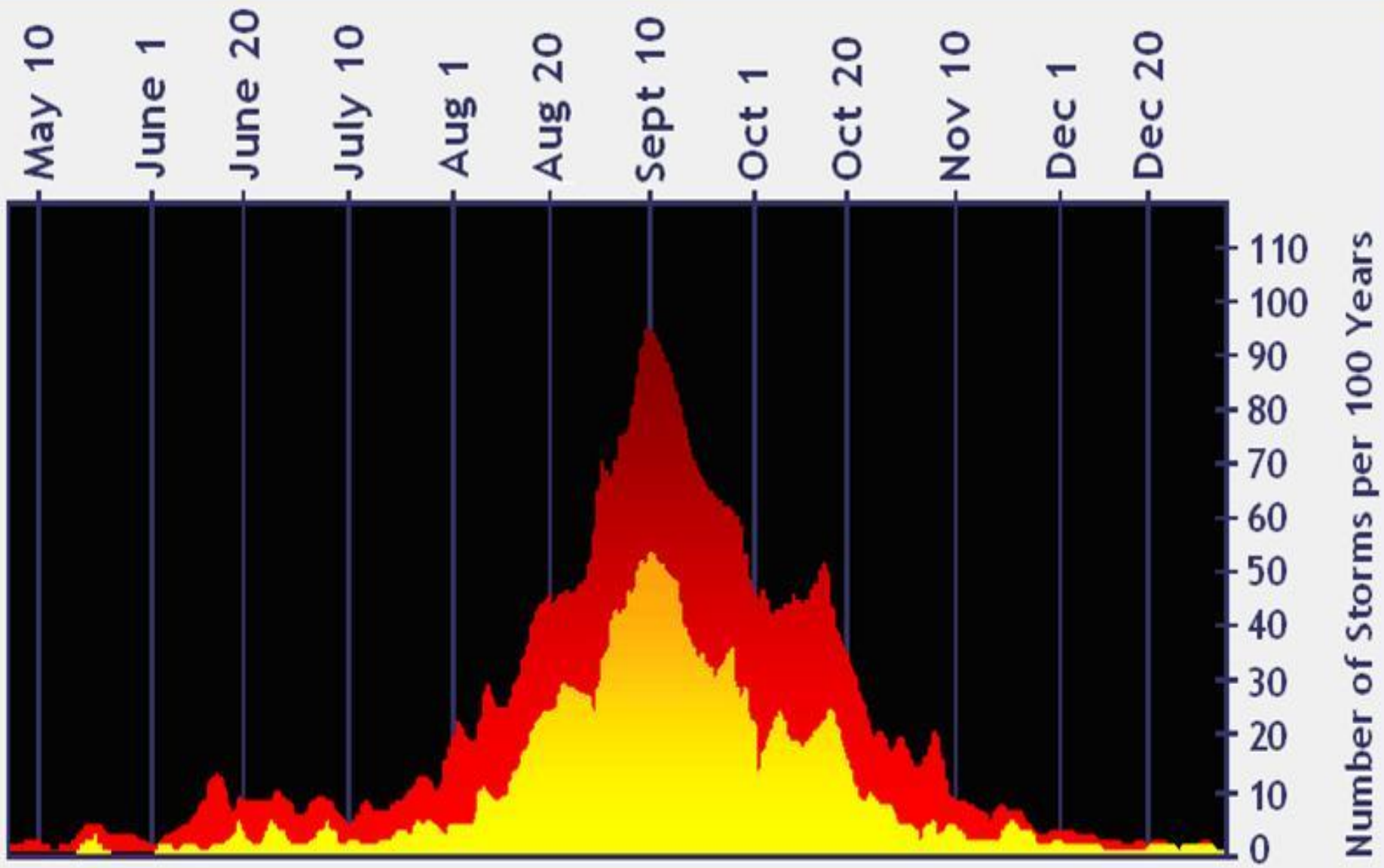




Hurricane Preparedness

Lt. Col. Jerry Sneed, USMC (Ret)

Deputy Mayor of Public Safety

Director of Homeland Security & Emergency Preparedness



 Hurricanes and Tropical Storms
 Hurricanes



June 1, 20xx – November 30, 20xx

- In New Orleans, we deal with 2 scenarios:
 - Category 2 or lower
 - Category 3 or higher
 - This serves as a benchmark trigger point from which many decisions are made
- Category 3 or higher calls for mandatory City evacuation
- Category 2 or lower likely calls for Sheltering in Place
 - But, there *might* be a situation with a strong Category 2 storm that would initiate the City evacuation process
- All evacuations are ultimately the decision of the Mayor



Category 2 or Lower (no evacuation order)

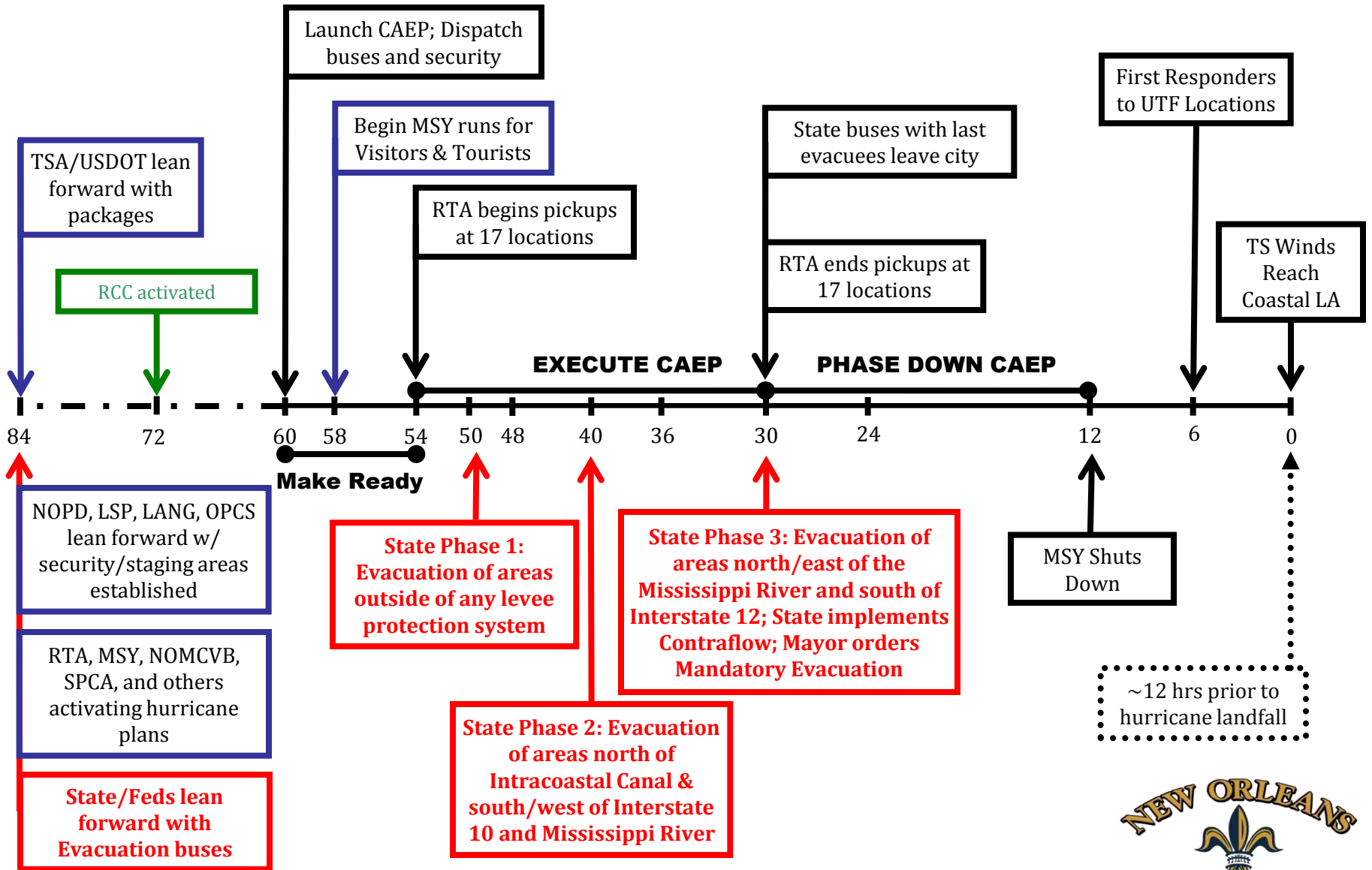
- People can choose to evacuate even without us advising to do so.
- If remaining in City, you should be self-sustaining for at least 72hrs
- Be prepared for loss of power and/or water for extended periods
- Example list of a few items to have:
 - Medicines, non-perishable foods, and water as well as alternate ways to keep them cold and/or heat them
 - One gallon of water per person per day
 - Flashlights, battery operated radios (and batteries), manual can opener, first aid kits with hand sanitizer, pet food, etc. (ready.nola.gov)
- Remember to “batten down the hatches” and secure any items in your yard or on the porch that could be impacted by high winds



Category 3⁺: Mandatory Evacuation

- CAEP:
 - Have a plan for family to meet and go to Evacuspote together/bring only one bag per person/have personal records such as birth certificate, insurance, homeowners, etc/medicines/plan to bring some cash just in case
- Self-evac (Leave EARLY – PRIOR to contraflow):
 - Gas up tank/have family plan to ensure everyone knows what to do/know multiple routes to pre-determined evac point (having multiple locations is also advised should situation force you elsewhere)/know contraflow/bring food & water/personal records/medicines/cash in case ATMs are not online
 - Don't forget the pets!
- If you choose NOT to leave:
 - You assume all risk for you and your family
 - There will be a time at which you will be on your own – self-supporting – without assistance.
 - 1st responders will NOT be able to service your call for help until it is safe for them to go out as well.
 - Curfew will also be in effect and if found away from your property, you will be subject to arrest – period.

New Orleans City Assisted Evacuation Plan Timeline



Note: This is only to be used as a guideline. It is thought to be a reasonable timeline; however, there may be more or less time available depending on the circumstances of the actual event.



Re-Entry (only in mandatory evac)

- Phased
 - Businesses be sure to register for placards early
 - Based on safety and services needed to reconstitute
- Curfew
 - In place for everyone that is in City post-storm
- General guidance
 - If found anywhere other than placard-based business, subject to arrest – period.



311 & NOLAReady

- Know anyone that might need assistance?
 - Neighbor, friend at church, elderly friend of a grandparent or parent, etc
- Register for the CAEP via 311
 - 311 will help find the closest Pick-up Point to your address
 - Medical needs/transportation needs will be addressed as part of this process
 - Prepare NOW (update profiles year-round)
- Sign-up for NOLAReady to receive emergency alerts via text and/or email
 - Effectively manage your account online
 - Don't forget to check your text plan with your provider



Hurricane Isaac Lesson Learned (few examples)

- Risk reduction system works
- Loss of electricity both at public safety facilities and for the general public was the biggest issue
- Great coordination between local, state, and federal partners



2013 Season Upgrades

- New and improved Nola.ready.gov
- Evacuspots art
- Improved NOLAready alert system
- Generators installed at every police station and fire station
- Entergy upgrades
- Better coordination of debris removal



ANY QUESTIONS???