



**Vieux Carré Commission  
Architectural Committee Meeting**

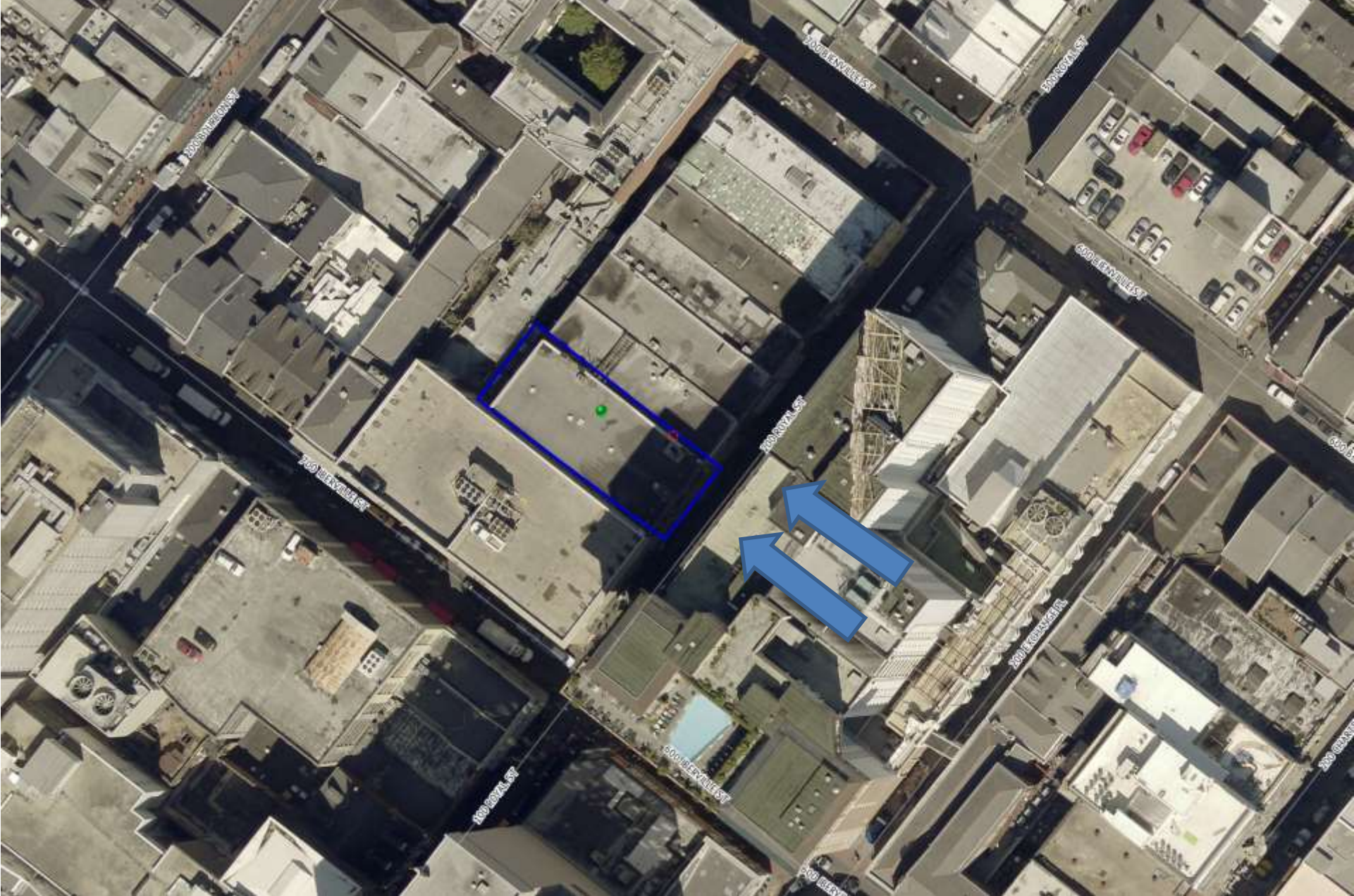
**Tuesday, January 15, 2019**



**Old Business**

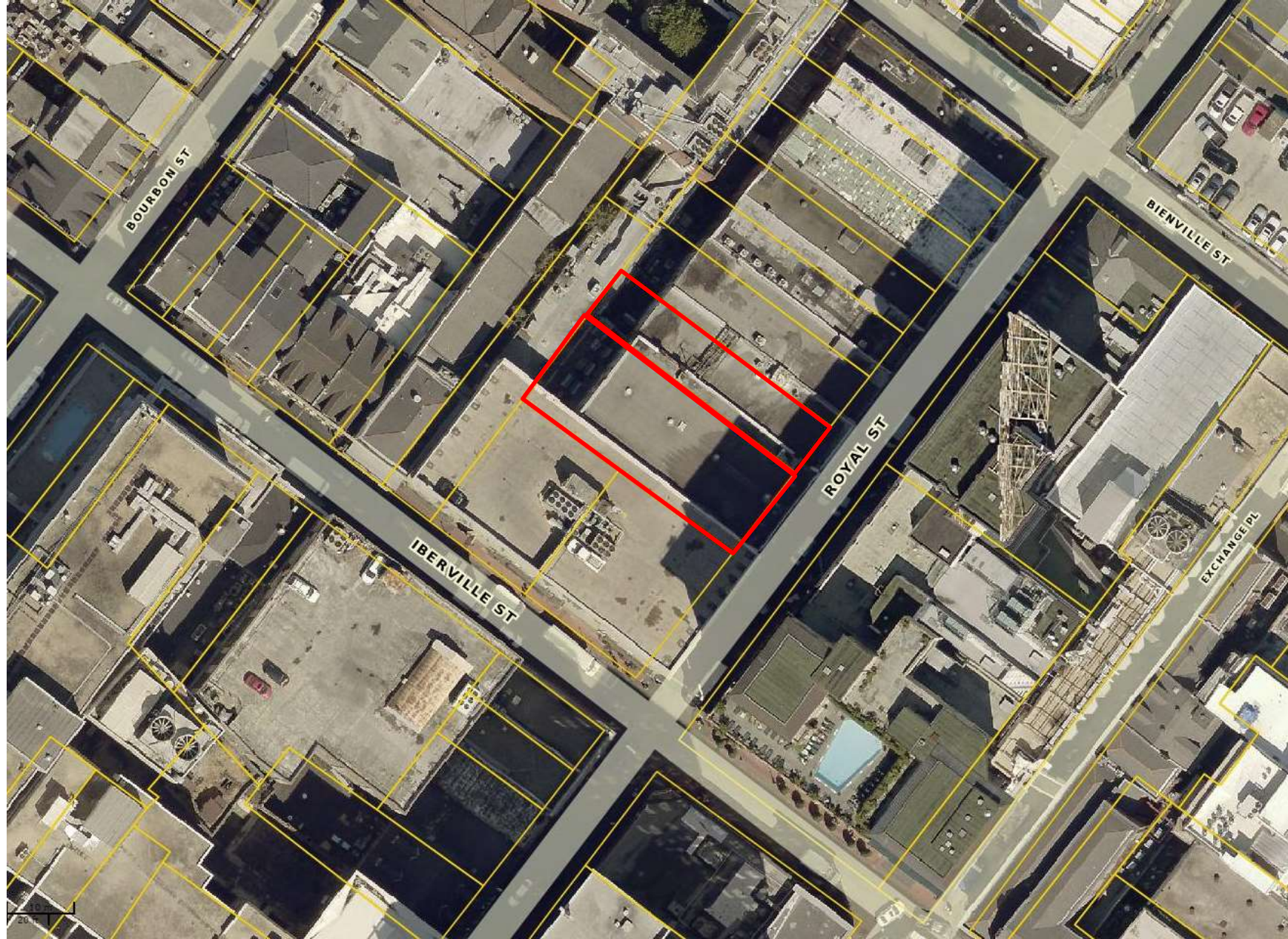


**211 & 217 Royal**



211-15 & 217-19 Royal





211-15 & 217-19 Royal

Vieux Carré Commission

January 9<sup>th</sup>, 2019





## 211-15 & 217-19 Royal



211-15 & 217-19 Royal

## 211-15 & 217-19 Royal

Vieux Carré Commission





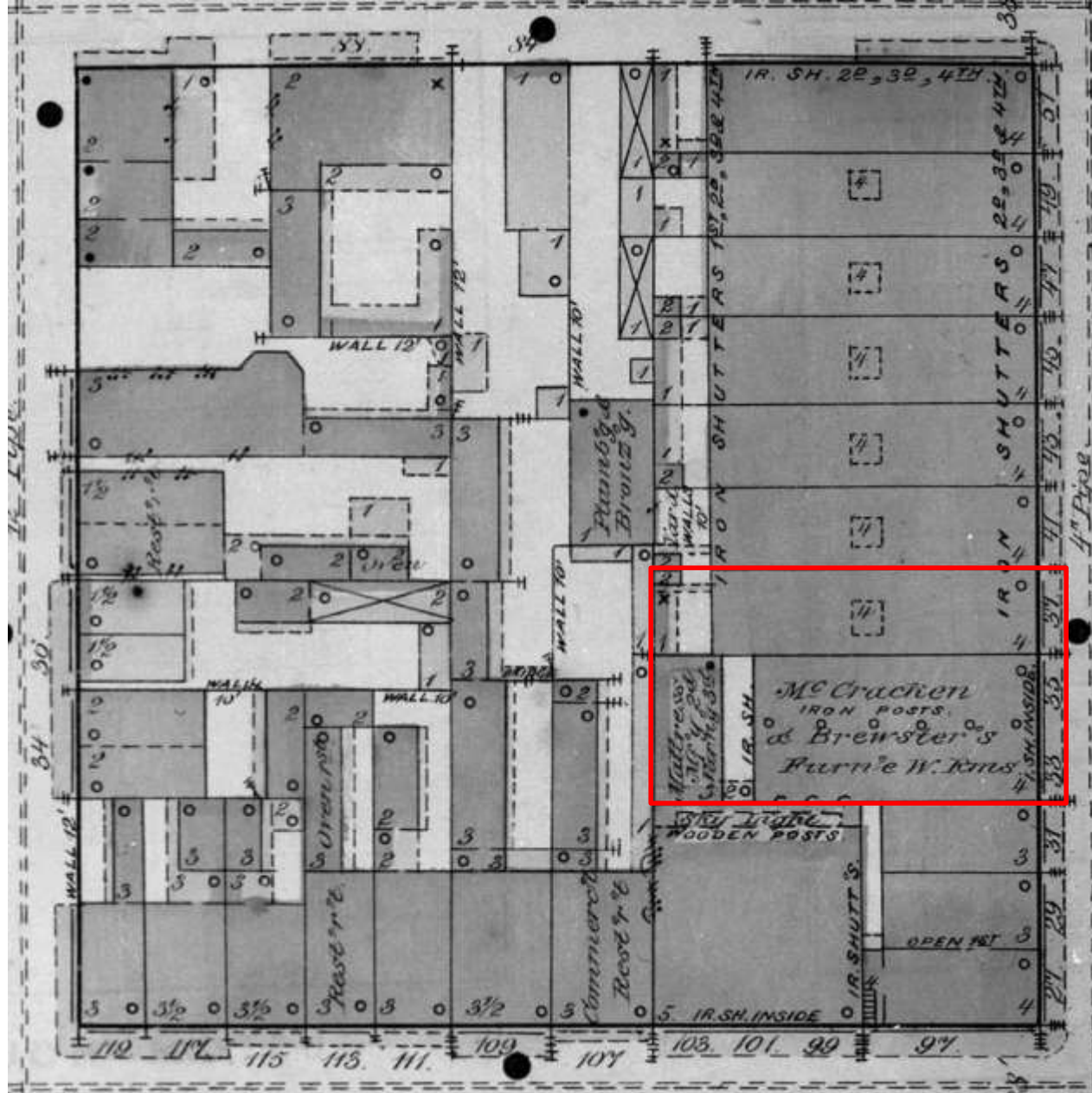


211-15 & 217-19 Royal – 1961

Vieux Carré Commission

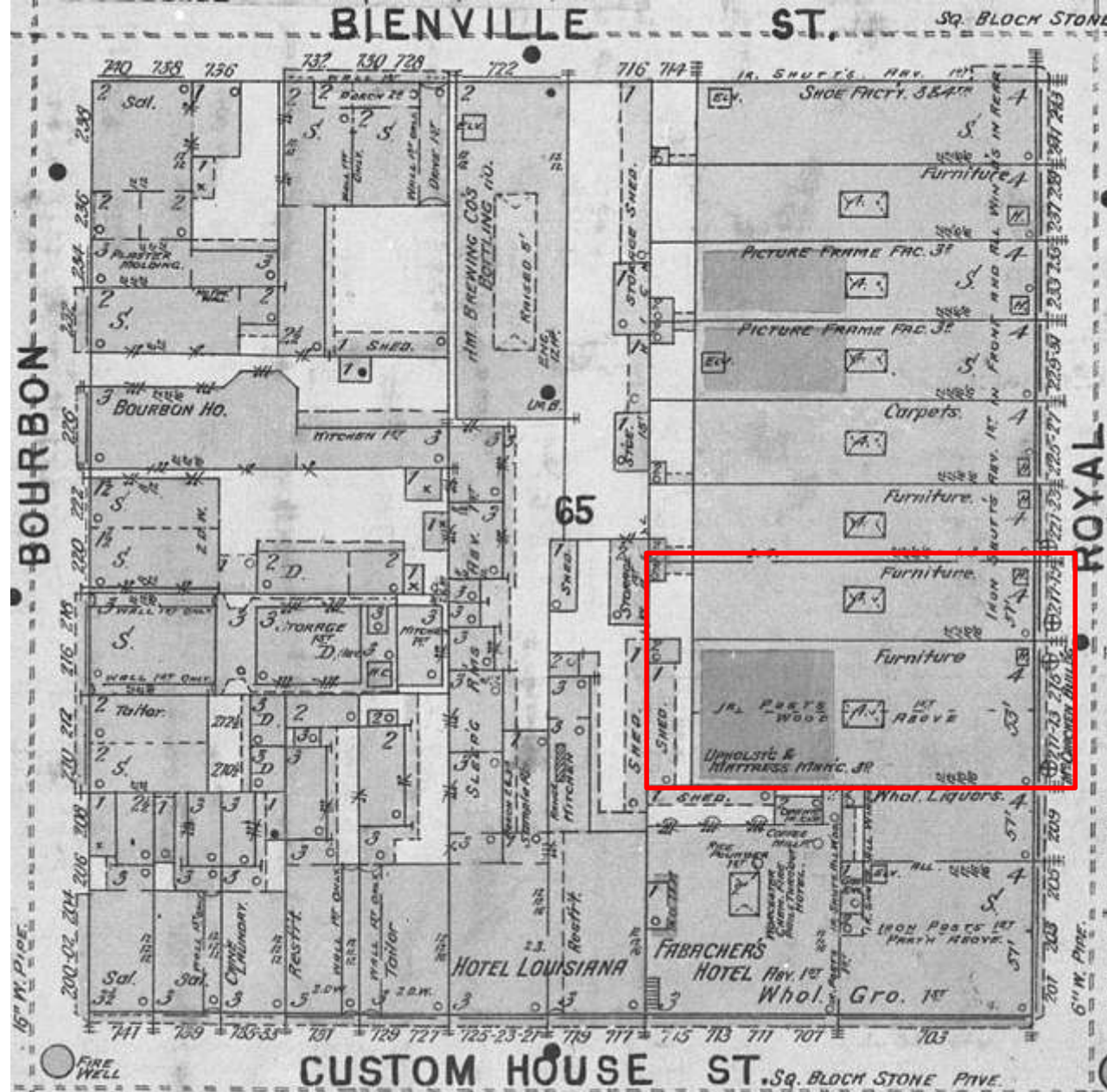
January 9<sup>th</sup>, 2019





211-15 & 217-19 Royal – 1876





211-15 & 217-19 Royal – 1896





211-15 & 217-19 Royal

Vieux Carré Commission

January 9<sup>th</sup>, 2019





## 211-15 & 217-19 Royal

Vieux Carré Commission

January 9<sup>th</sup>, 2019





## 211-15 & 217-19 Royal

Vieux Carré Commission

January 9<sup>th</sup>, 2019





211-15 & 217-19 Royal

Vieux Carré Commission

January 9<sup>th</sup>, 2019





## 211-15 & 217-19 Royal

Vieux Carré Commission

January 9<sup>th</sup>, 2019







211-15 & 217-19 Royal



STUDIO WTA

**211-219 ROYAL STREET**  
100% CONSTRUCTION DOCUMENTS  
20 DEC 2018

## 211-15 & 217-19 Royal



EXTERIOR LIGHTING FUTURE SCHEDULE				
ITEM	QTY	DESCRIPTION	MANUFACTURER	NOTES
1	01	EXTERIOR WALL SINK	ARADIA	SEE PLAN
2	02	EXTERIOR WALKWAY LAMP	ARADIA	SEE PLAN
3	03	EXTERIOR WALKWAY LAMP	ARADIA	SEE PLAN
4	04	EXTERIOR WALKWAY LAMP	ARADIA	SEE PLAN
5	05	EXTERIOR WALKWAY LAMP	ARADIA	SEE PLAN
6	06	EXTERIOR WALKWAY LAMP	ARADIA	SEE PLAN



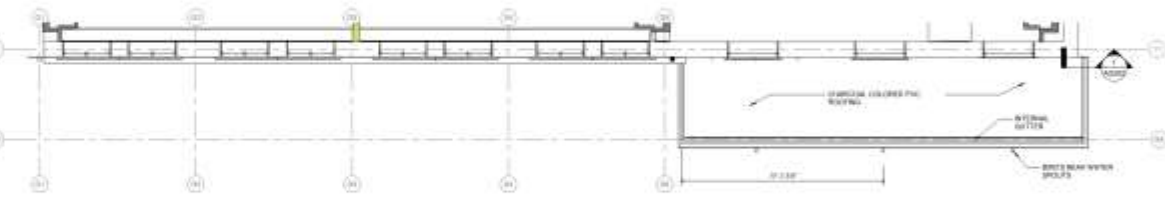
4 ROYAL ST GALLERY ELEVATION FULL



5 ROYAL ST GALLERY ELEVATION DEMO




1 SECOND FLOOR GALLERY RCP



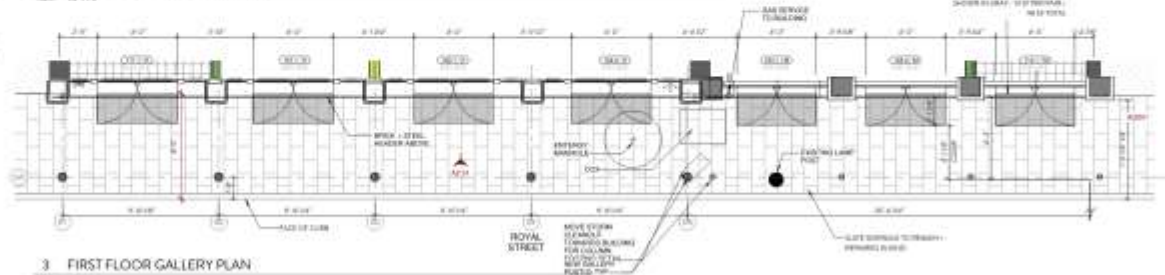
7 GALLERY ROOF



6 FIRST FLOOR GALLERY RCP



2 SECOND FLOOR GALLERY PLAN



3 FIRST FLOOR GALLERY PLAN

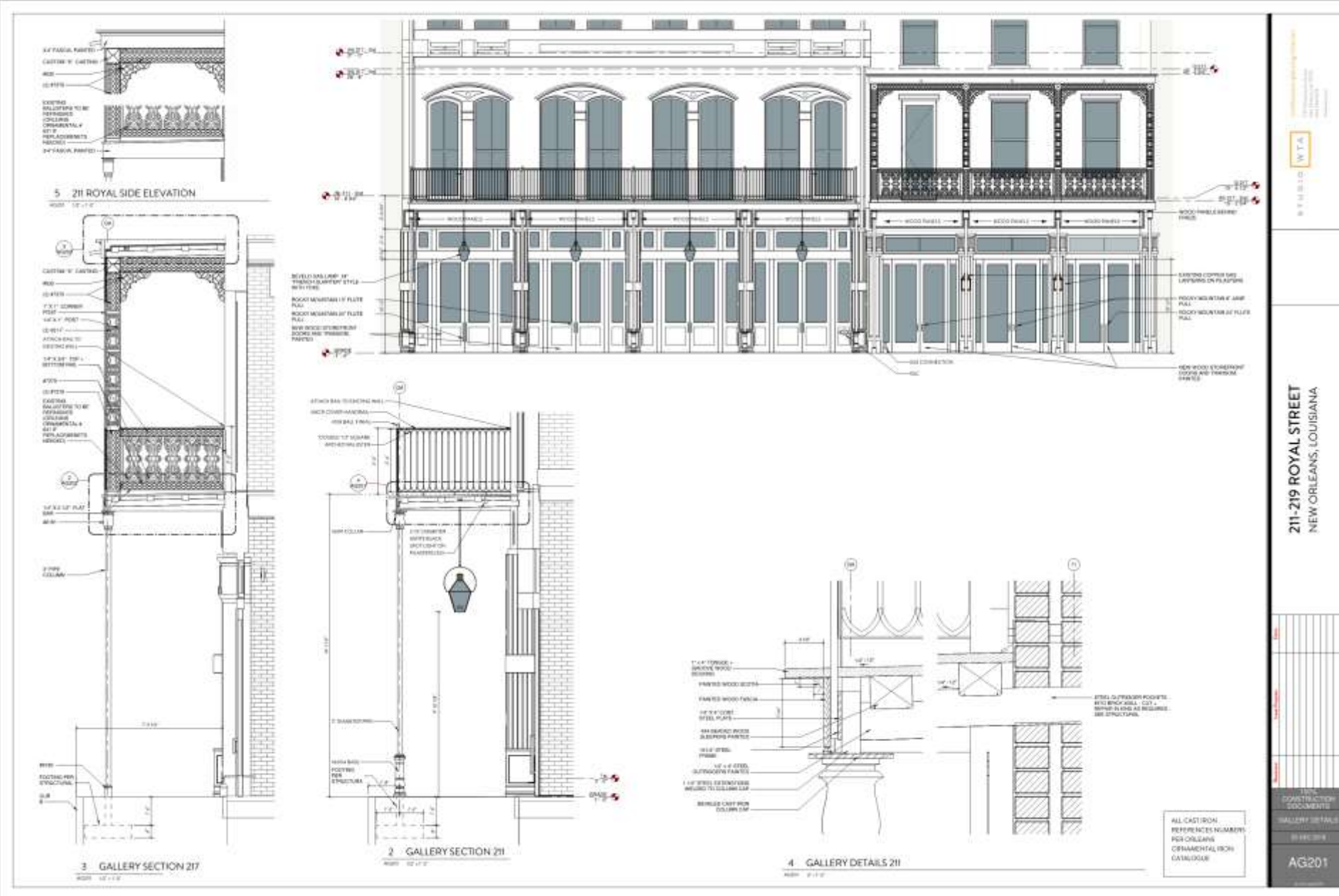


211-219 ROYAL STREET  
NEW ORLEANS, LOUISIANA

1	2	3	4	5	6	7	8	9	10	11	12	13	14	15	16	17	18	19	20	21	22	23	24	25	26	27	28	29	30	31	32	33	34	35	36	37	38	39	40	41	42	43	44	45	46	47	48	49	50	51	52	53	54	55	56	57	58	59	60	61	62	63	64	65	66	67	68	69	70	71	72	73	74	75	76	77	78	79	80	81	82	83	84	85	86	87	88	89	90	91	92	93	94	95	96	97	98	99	100
---	---	---	---	---	---	---	---	---	----	----	----	----	----	----	----	----	----	----	----	----	----	----	----	----	----	----	----	----	----	----	----	----	----	----	----	----	----	----	----	----	----	----	----	----	----	----	----	----	----	----	----	----	----	----	----	----	----	----	----	----	----	----	----	----	----	----	----	----	----	----	----	----	----	----	----	----	----	----	----	----	----	----	----	----	----	----	----	----	----	----	----	----	----	----	----	----	----	----	-----

AG101



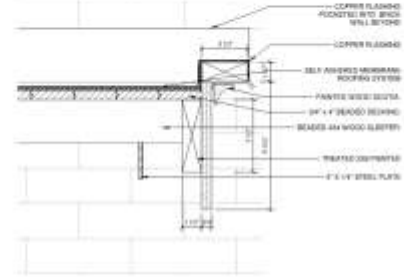


# 211-15 & 217-19 Royal

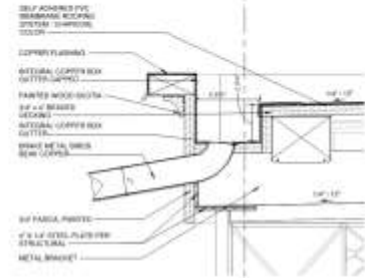
Vieux Carré Commission

January 9<sup>th</sup>, 2019



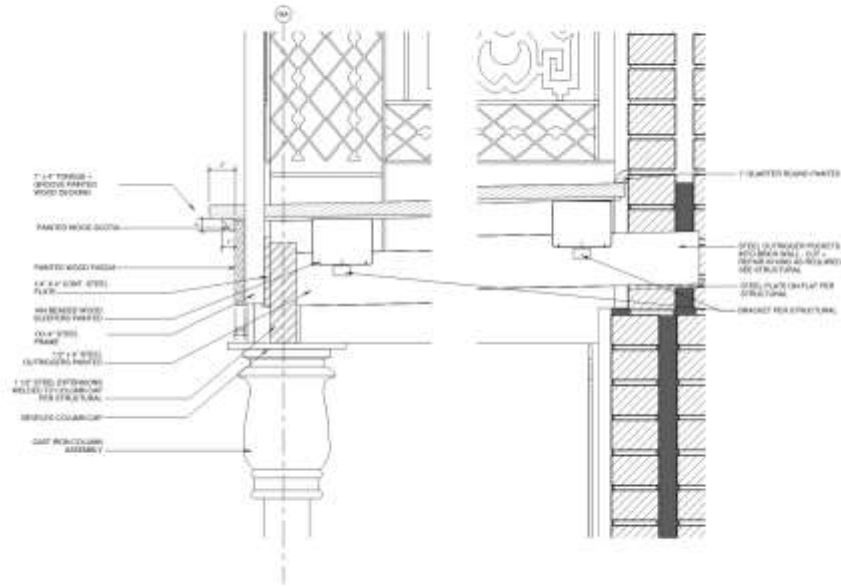


1 GALLERY SECTION 217 - EVE  
SCALE: 1/4" = 1'-0"



3 GALLERY SECTION 217 - ROOF  
SCALE: 1/4" = 1'-0"

GALLERY PAINT SCHEDULE			
MATERIAL	COLOR NUMBER	SHEEN	MANUFACTURER
BASE COAT	PRIMER TO METAL/PURSE #1100	FLAT	Benjamin Moore
WALLS (EXTERIOR AND INTERIOR)	SW 7004	Eggshell	Benjamin Moore
WOOD TRIM AND MOLDINGS	SW 7004	Semi-Gloss	Benjamin Moore

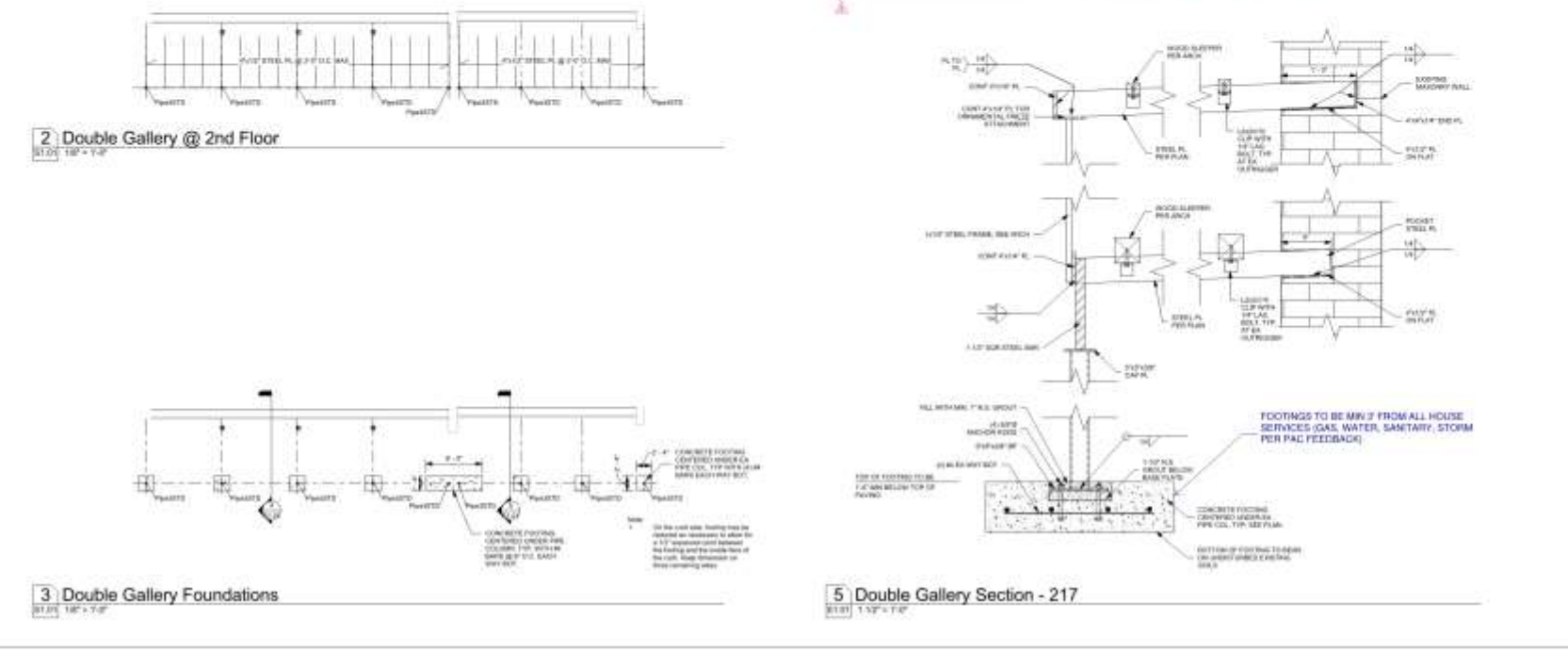



2 GALLERY SECTION 217 - BALCONY  
SCALE: 1/4" = 1'-0"

STUDIO WTA  
211-219 ROYAL STREET  
NEW ORLEANS, LOUISIANA

100%  
CONSTRUCTION  
EXHIBITS  
GALLERY DETAILS  
0100 010  
AG202





# 211-15 & 217-19 Royal

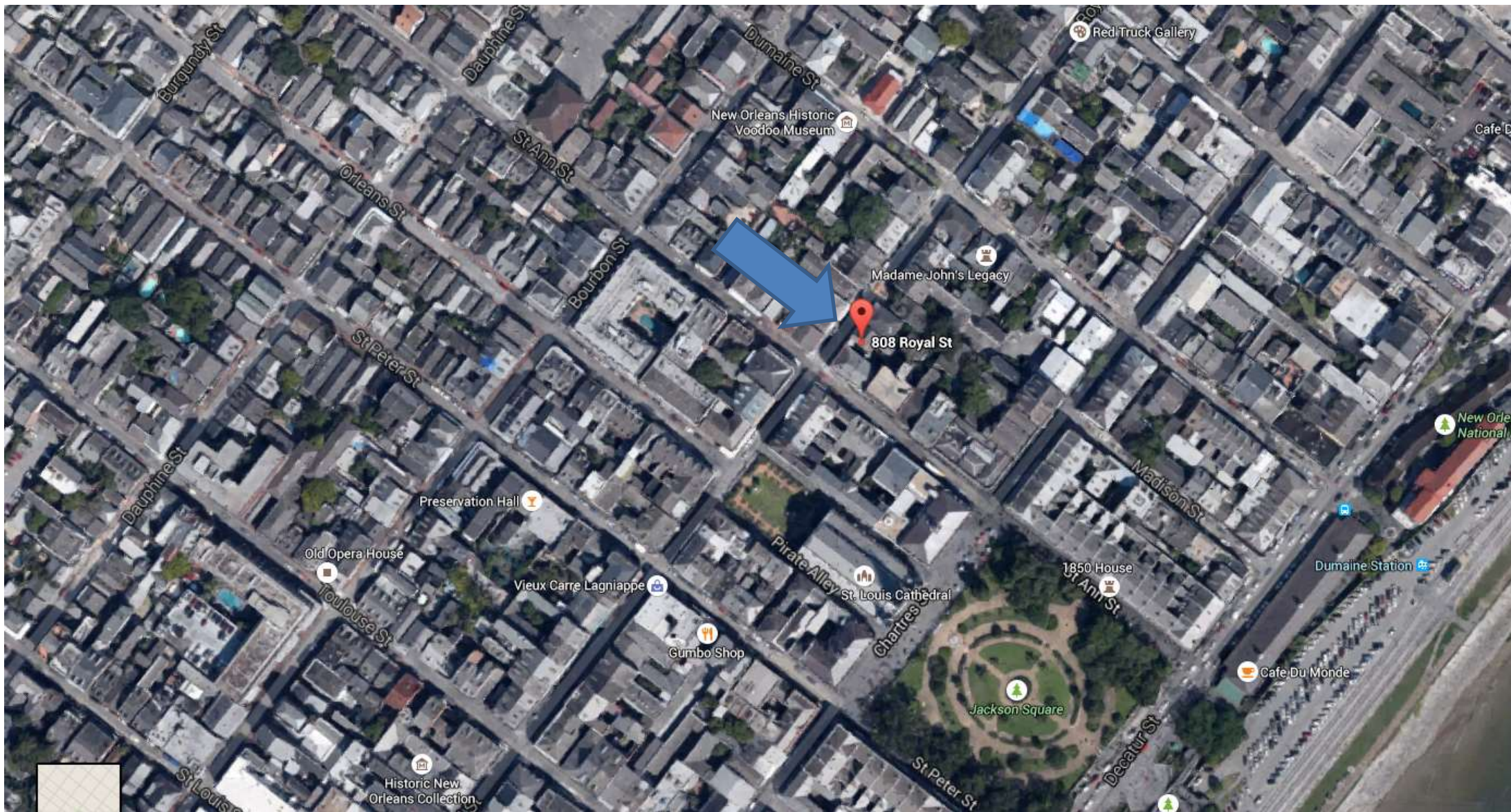
Vieux Carré Commission

January 9th, 2019





808 Royal



808 Royal

VCC Architectural Committee

January 14, 2019







808 Royal

VCC Architectural Committee

January 14, 2019





808 Royal, 1963

VCC Architectural Committee

January 14, 2019





808 Royal, October 2014  
VCC Architectural Committee

January 14, 2019





808 Royal, October 2014,  
previously existing rear  
VCC Architectural Committee

January 14, 2019





808 Royal

VCC Architectural Committee

January 14, 2019



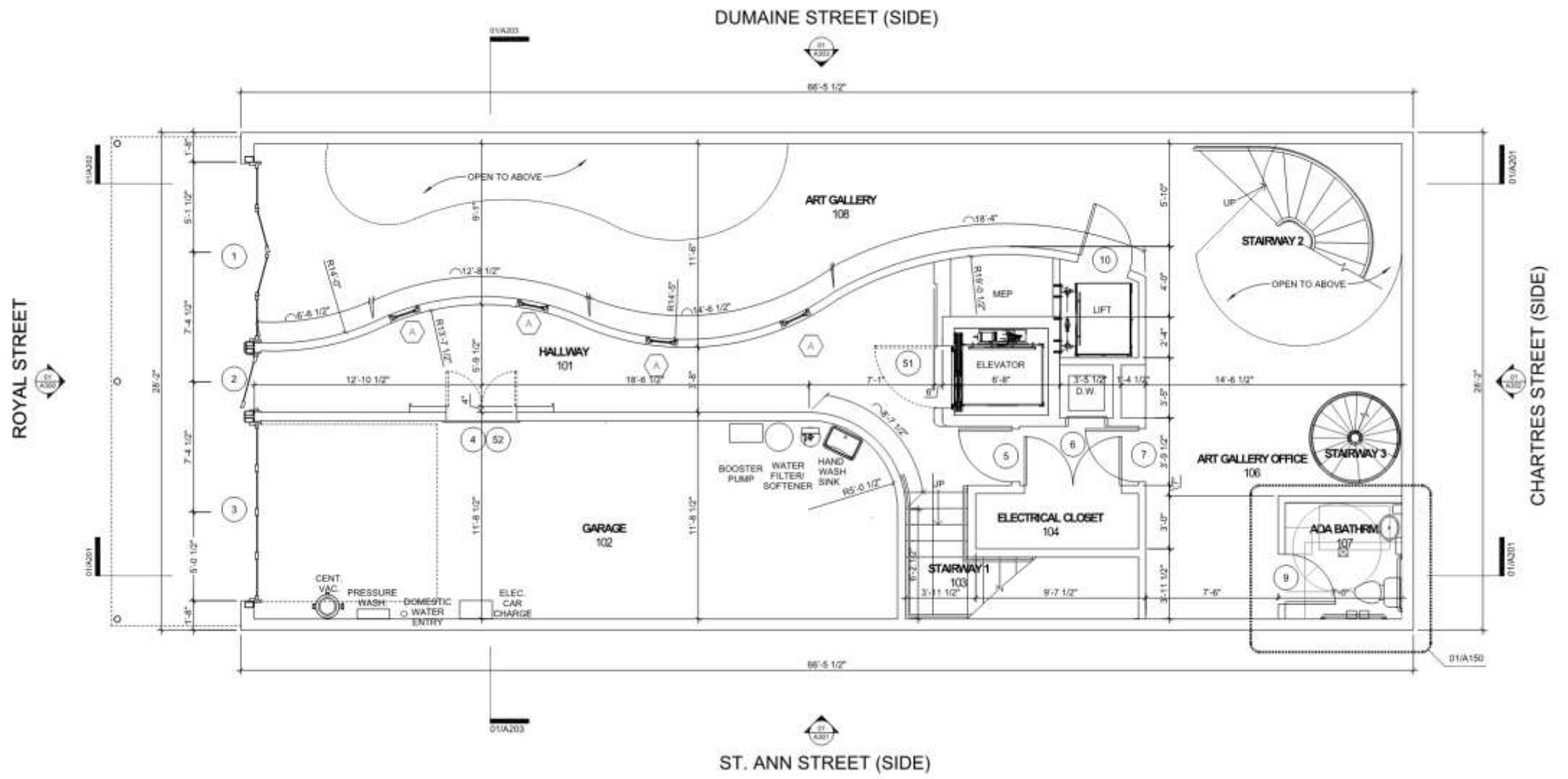


808 Royal – Existing Conditions

VCC Architectural Committee

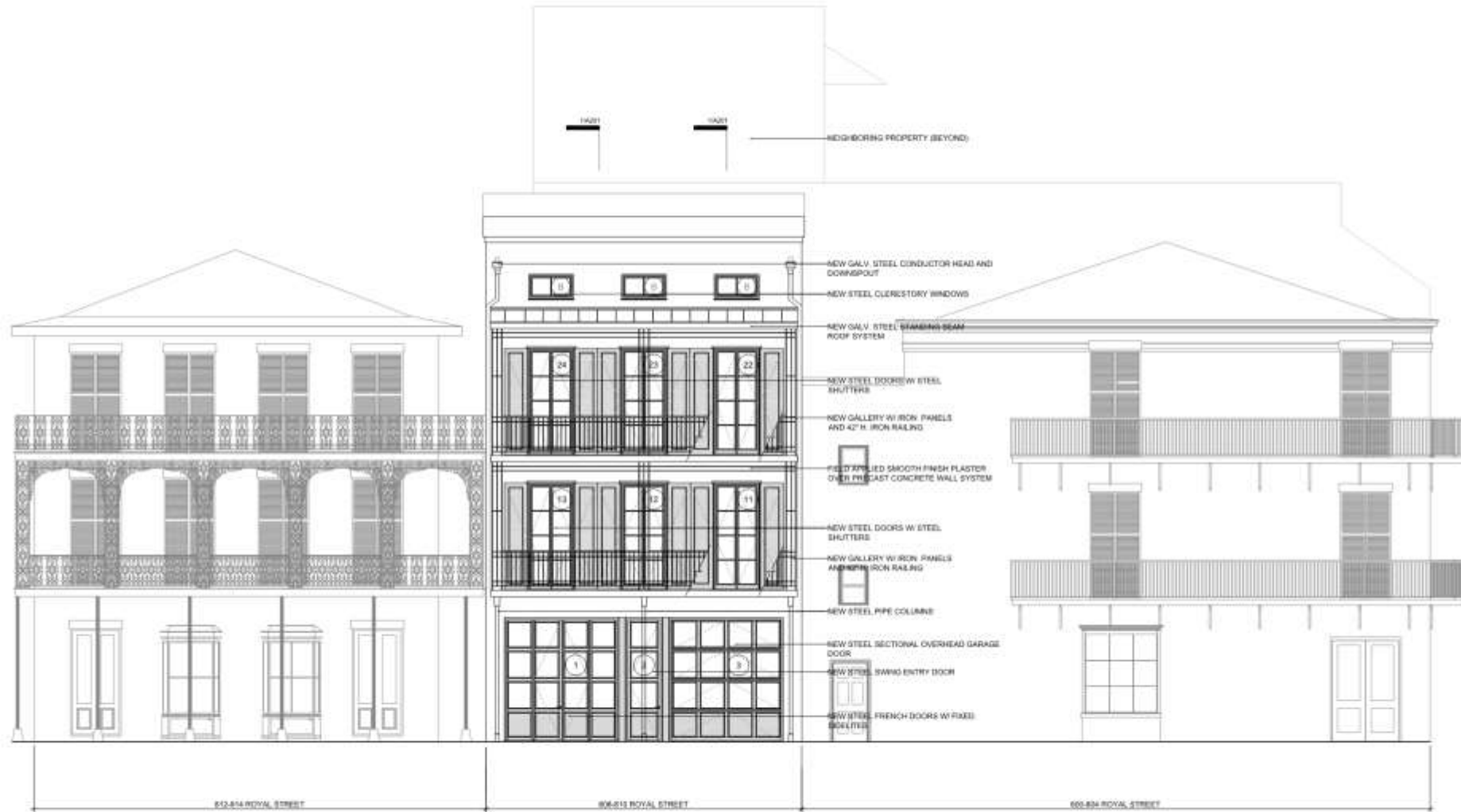
January 14, 2019





01 FIRST FLOOR PLAN  
A111 1/4" = 1'-0"





01 ROYAL STREET ELEVATION  
 A300  
 Scale: 3/8" = 1'-0"

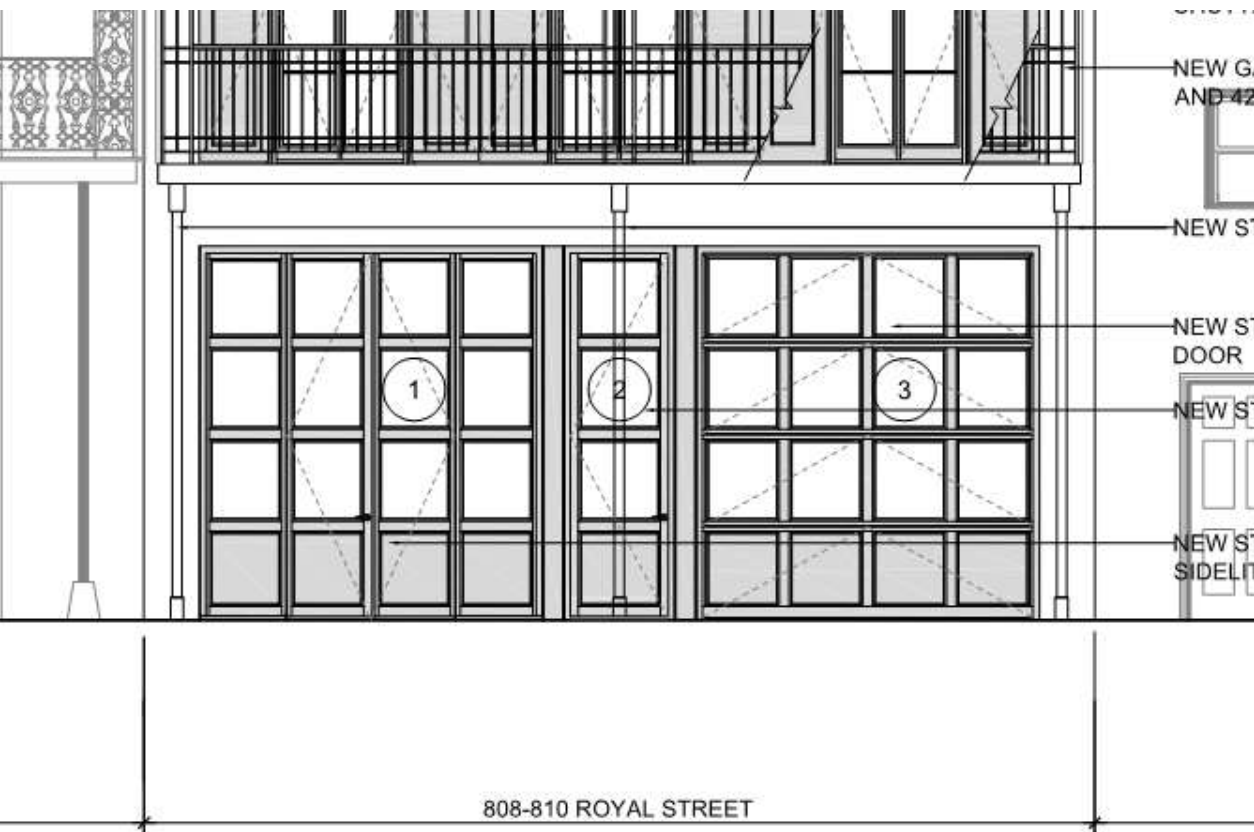
808 Royal

VCC Architectural Committee

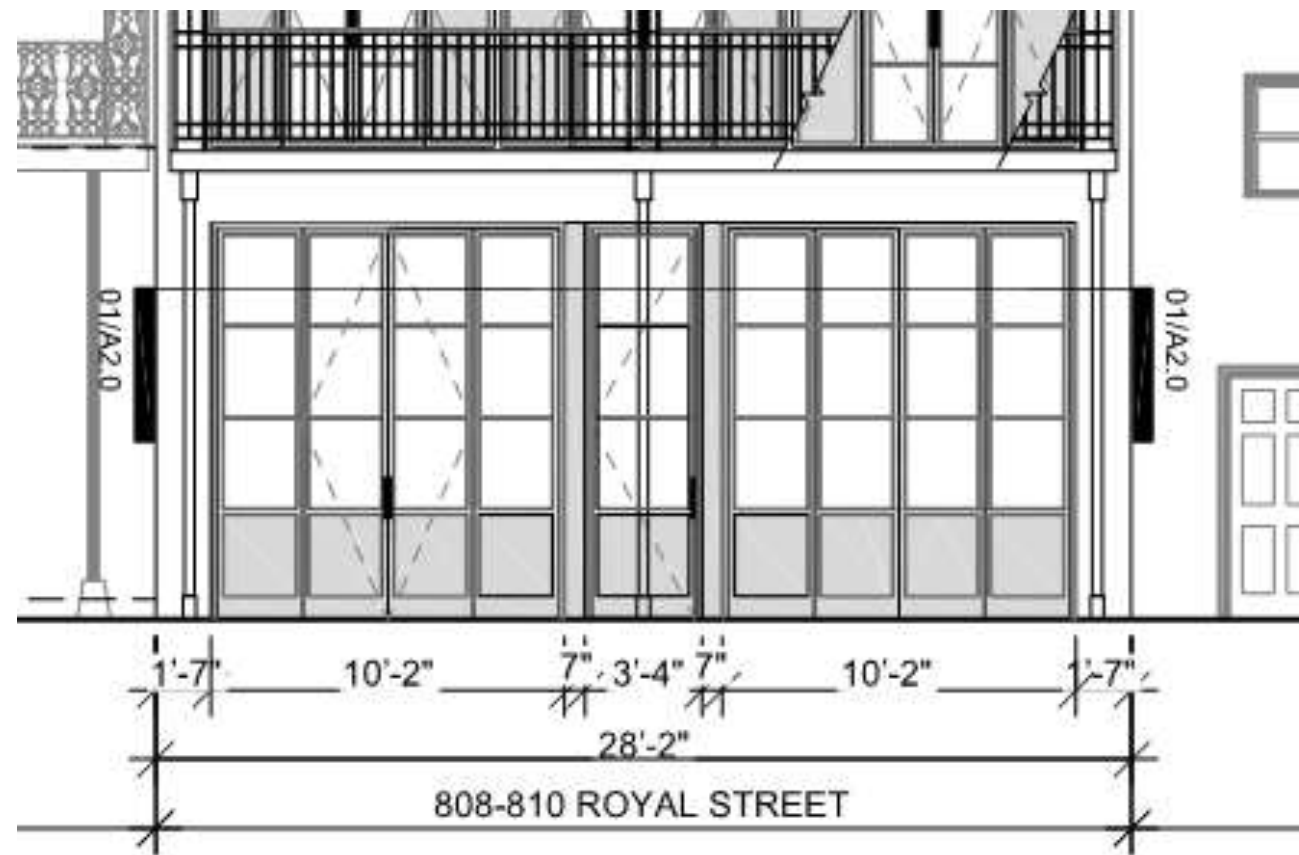
January 14, 2019



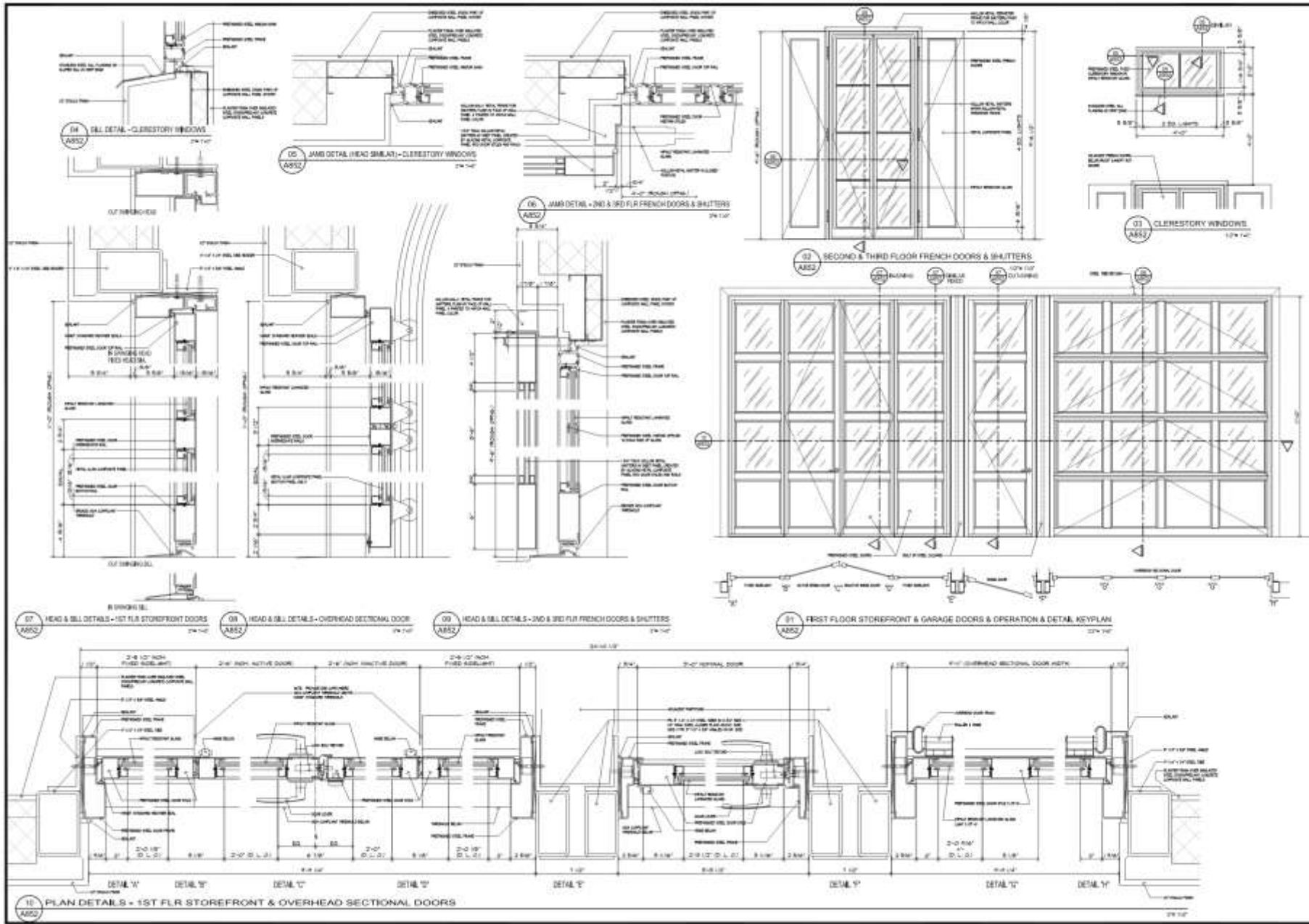




Current Submittal



Previous Submittal



**JOHN C WILLIAMS ARCHITECTS LLC**  
 104 BARKANE STREET  
 NEW ORLEANS, LA 70113  
 504-581-1111  
 504-581-1112  
 504-581-1113

This drawing and any information contained herein are the property of John C. Williams Architects LLC. No part of this drawing may be reproduced, stored in a retrieval system, or transmitted in any form or by any means, electronic, mechanical, photocopying, recording, or by any information storage and retrieval system, without the prior written permission of John C. Williams Architects LLC.

**808-810 ROYAL STREET**  
 NEW ORLEANS, LOUISIANA

**REVISIONS**

No.	Date	Scope

**DRAWING TITLE:**  
 EXTERIOR DOOR DETAILS

**DRAWN BY:** MR  
**PHASE:** PERMIT  
**JOB No.:** 115014-00  
**DATE:** OCT. 16, 2018

**DRAWING NO.:**  
**A852**






808 Royal – Examples of Approved True Divided Lite Steel Doors

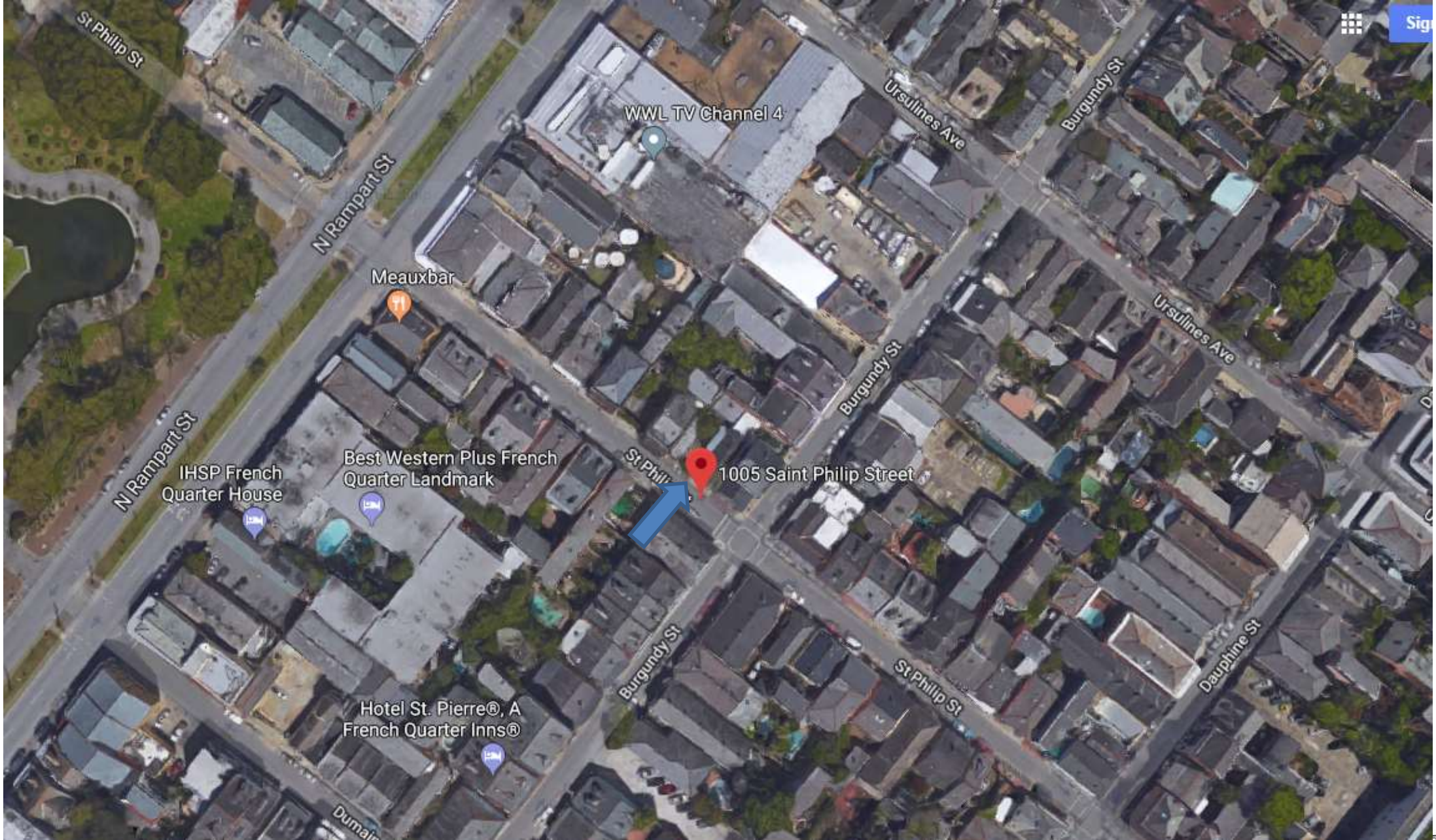
VCC Architectural Committee

January 14, 2019





**1005-09 St Philip**

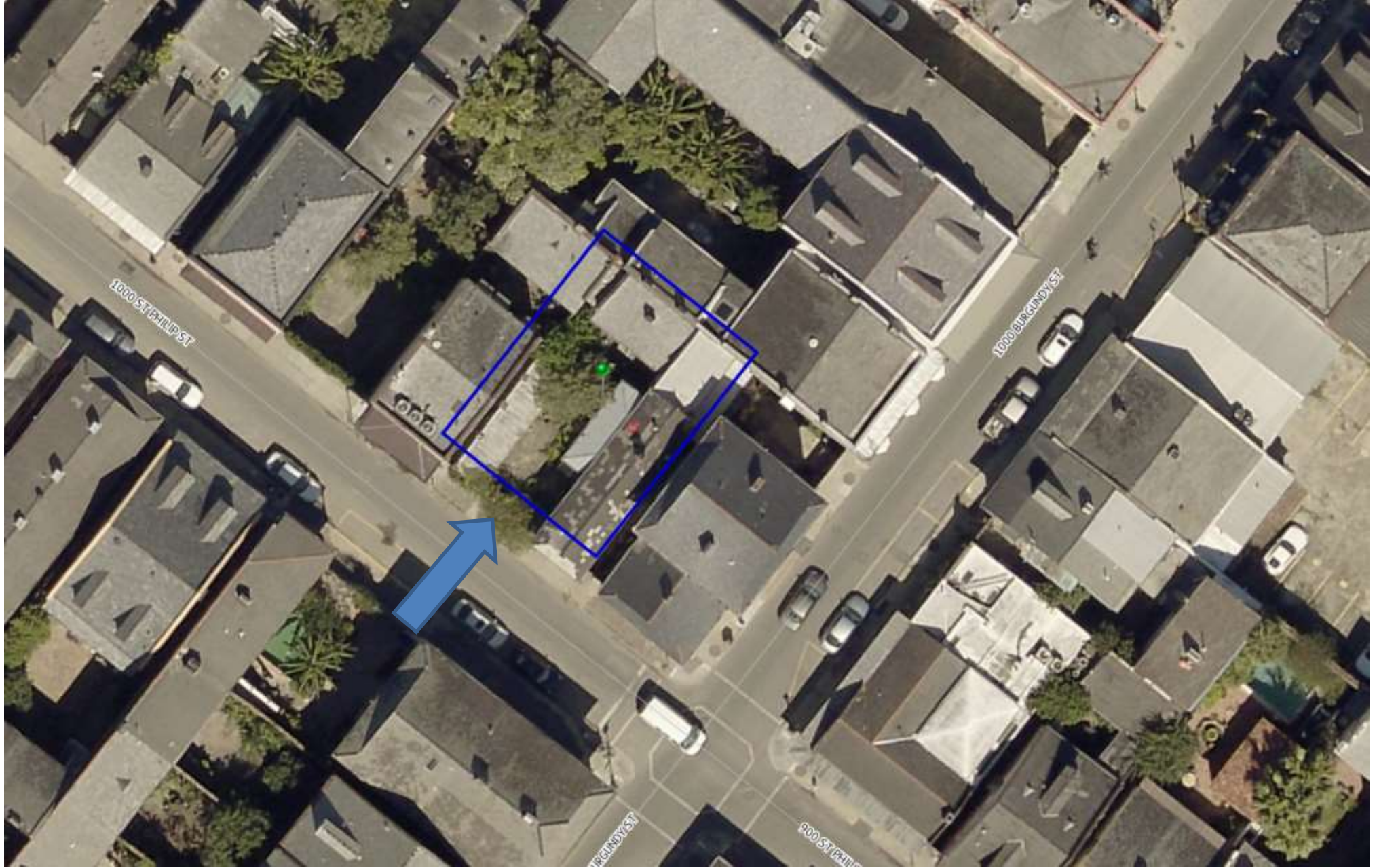


1005-09 St Philip

Vieux Carre Commission

July 5, 2018





1005-09 St Philip

Vieux Carre Commission

July 5, 2018





1005-09 St Philip

Vieux Carre Commission

July 5, 2018





1005-09 St Philip

Vieux Carre Commission

July 5, 2018







1005-09 St Philip

Vieux Carre Commission

July 5, 2018





1005-09 St Philip

Vieux Carre Commission

July 5, 2018





1005-09 St Philip

Vieux Carre Commission

July 5, 2018





1005-09 St Philip

Vieux Carre Commission

July 5, 2018





1005-09 St Philip

Vieux Carre Commission

July 5, 2018





1005-09 St Philip

Vieux Carre Commission

July 5, 2018






1005-09 St Philip

Vieux Carre Commission

July 5, 2018





1005-09 St Philip

Vieux Carre Commission

July 5, 2018







1005-09 St Philip

Vieux Carre Commission

July 5, 2018





1005-09 St Philip

Vieux Carre Commission

July 5, 2018







1005-09 St Philip

Vieux Carre Commission

July 5, 2018



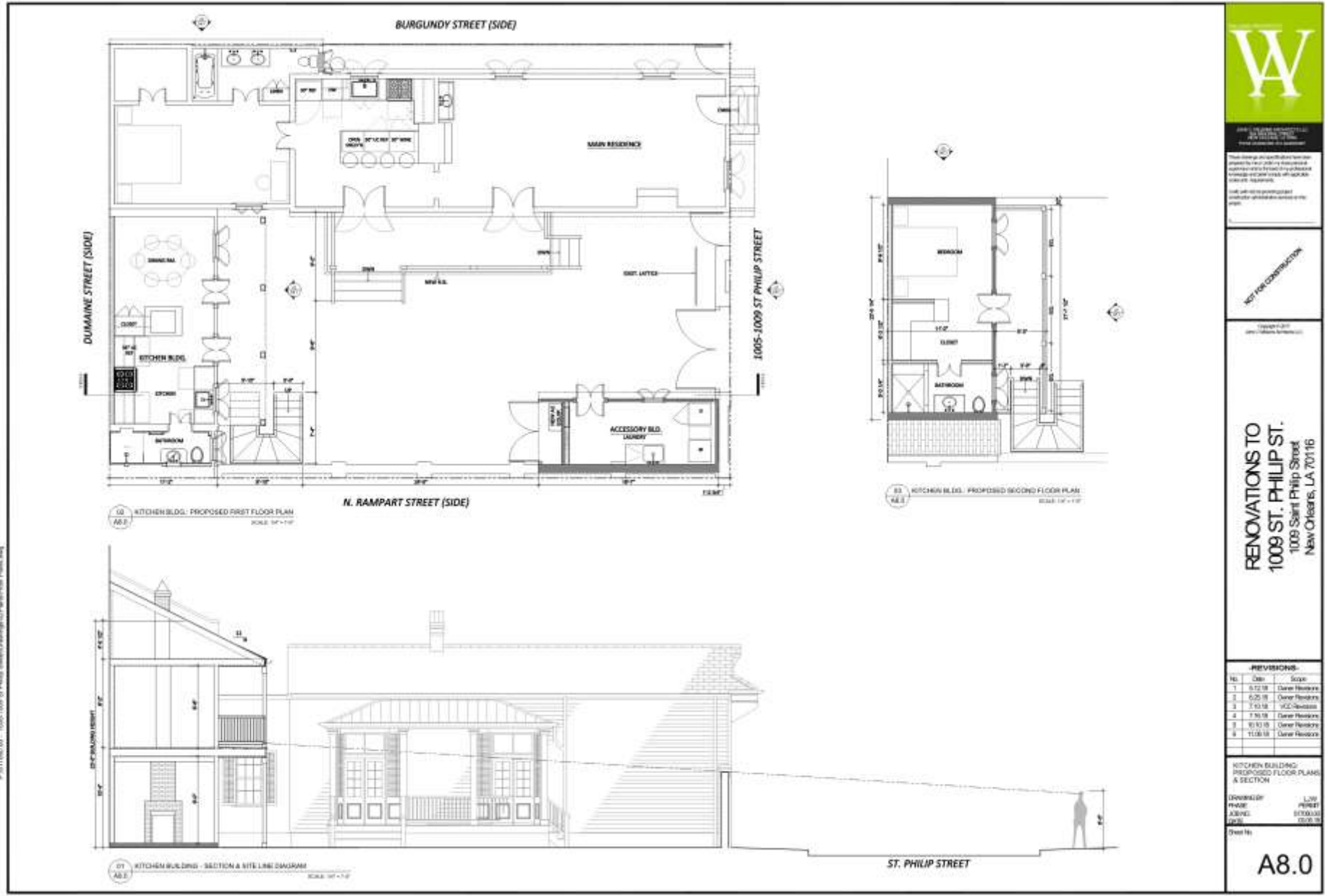


1005-09 St Philip

Vieux Carre Commission

July 5, 2018





1005-09 ST PHILIP STREET  
 PHILIP STREET, NEW ORLEANS, LA 70116

NOT FOR CONSTRUCTION

Copyright © 2018  
 All Rights Reserved

**RENOVATIONS TO**  
**1005-09 ST. PHILIP ST.**  
 1009 Saint Philip Street  
 New Orleans, LA 70116

REVISIONS:

No.	Date	Scale
1	5/12/18	Owner Revision
2	6/25/18	Owner Revision
3	7/10/18	VCC-Devasa
4	7/30/18	Owner Revision
5	8/13/18	Owner Revision
6	11/08/18	Owner Revision

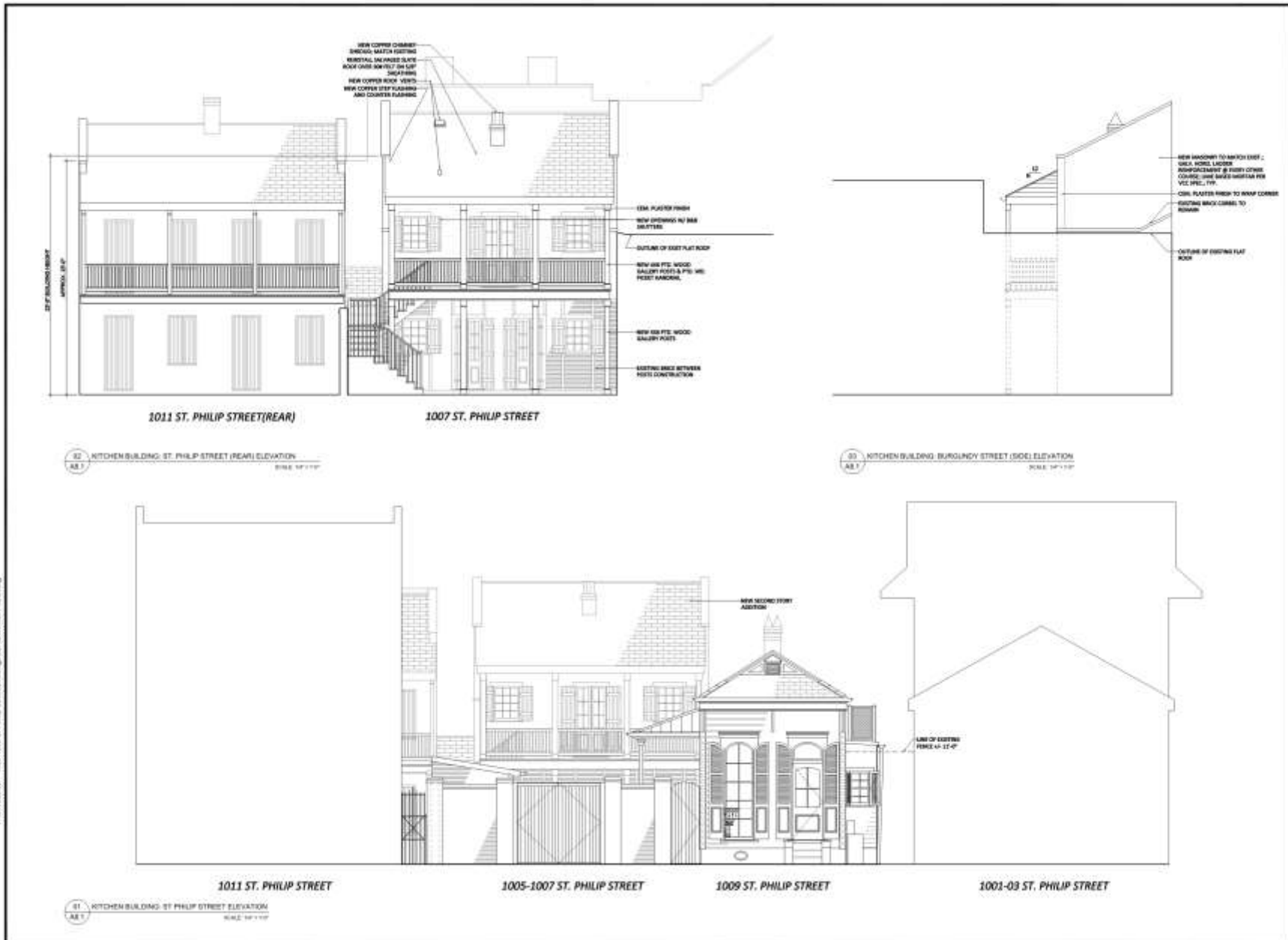
KITCHEN BUILDING  
 PROPOSED FLOOR PLANS  
 & SECTION

Drawn by: LJP  
 Check: HSB  
 Date: 05/10/18

Sheet No.

**A8.0**





**W**

ARCHITECTURAL SERVICES LLC  
1009 SAINT PHILIP STREET  
NEW ORLEANS, LA 70116

NOT FOR CONSTRUCTION

Drawing Code:  
1009-0000-0000-0000

**RENOVATIONS TO  
1009 ST. PHILIP ST.**  
1009 Saint Philip Street  
New Orleans, LA 70116

**REVISIONS:**


No.	Date	Scope
1	3.12.18	Owner Revisions
2	6.25.18	Owner Revisions
3	7.10.18	VCC Review
4	7.16.18	Owner Revisions
5	10.10.18	Owner Revisions
6	11.08.18	Owner Revisions

KITCHEN BUILDING  
PROPOSED EXTERIOR  
ELEVATIONS

DRAWING BY: L.W. REINHART  
DATE: 07/05/18  
SCALE: AS SHOWN

Sheet No. **A8.1**





**111 Iberville**







12 14 2018



1. View from Iberville Street, towards N. Peters St. facade



2. View from Iberville Street, towards Riverfront facade



3. View from levee gate, at the end of Bienville Street, looking towards the Bienville St. facade



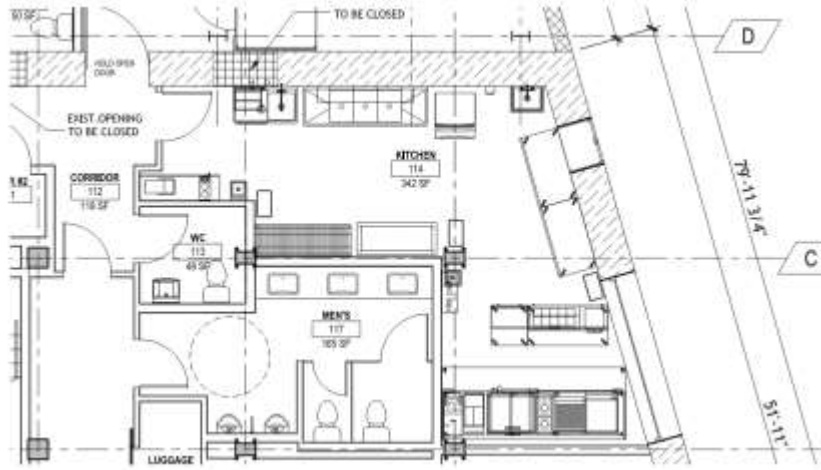
4. View from Bienville Street, looking towards the Bienville St. facade



5. View from N. Peters Street, towards the N. Peters and Bienville St facades



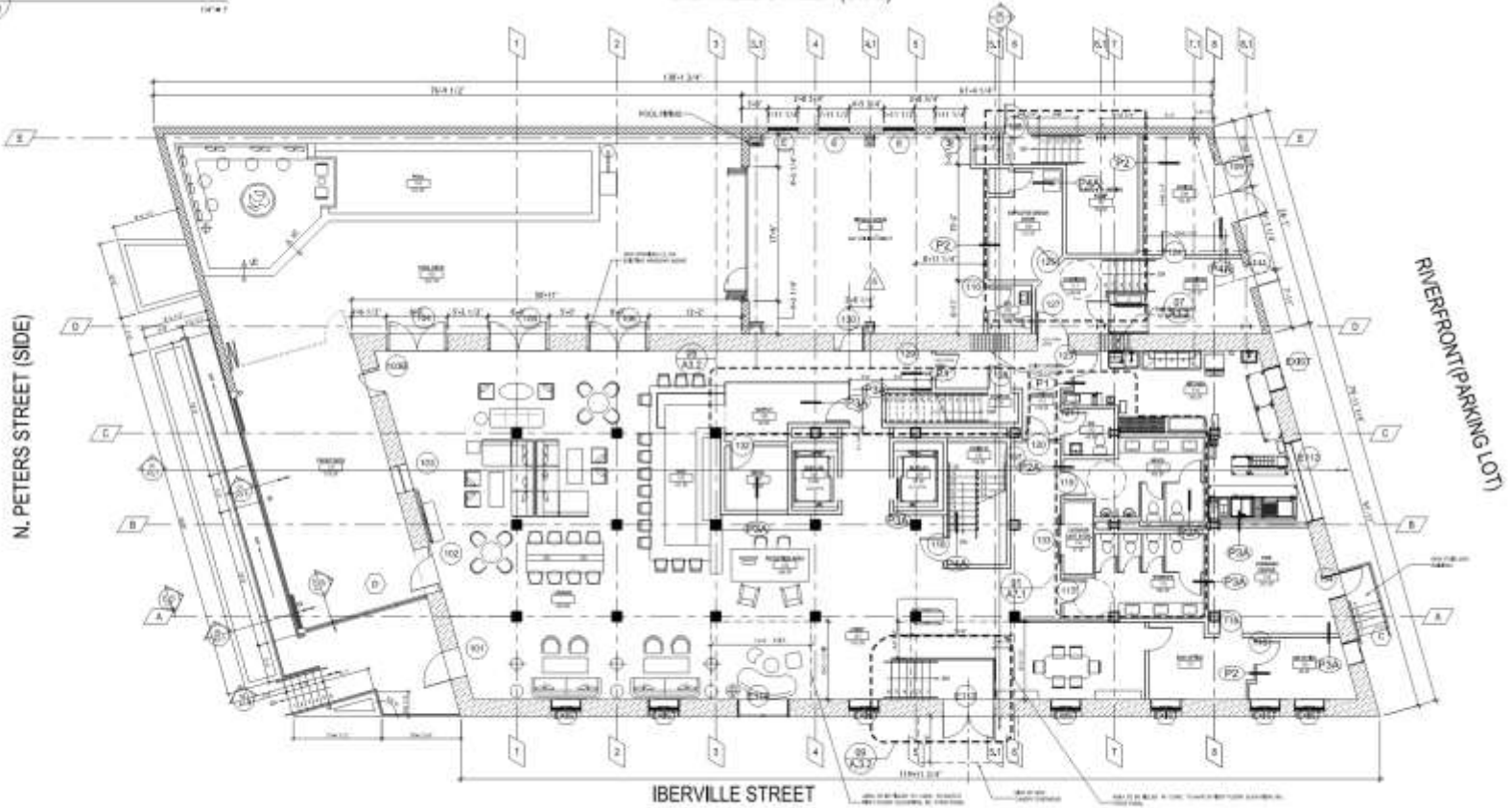
6. View from N. Peters Street, towards the N. Peters St facade



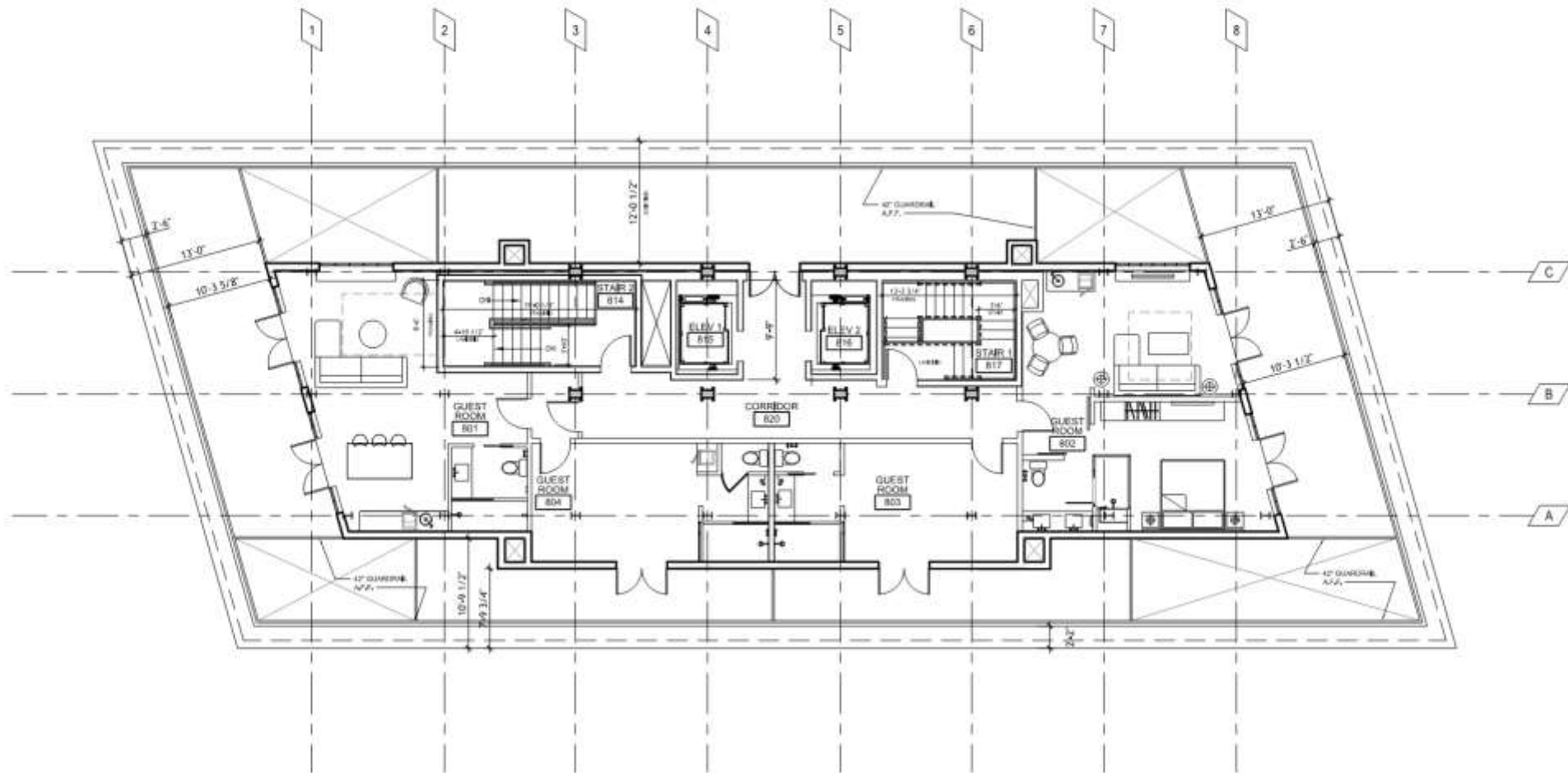
02 FIRST FLOOR KITCHEN ENLARGED PLAN  
A1.1 1/4\"/>

KITCHEN EQUIPMENT SCHEDULE			
Item	Quantity	Category	Equipment Remarks
1	1	Barrel Sink	
2	1	W/O Refrigerator System	
3	1	Commercial Cook Line/Range	
4	1	Gas Countertop OVEN	
5	1	Breaker, Countertop, Gas	
6	1	Chair Seat	
7	1	Commercial Oven, Gas	
8	1	Equipment Stand for Countertop Cooking	
9	1	Propan Gas, 150 Pound Tank	
10	1	Refrigerator	
11	1	Commercial 7 Gallon Refrigerator	
12	1	Commercial Freezer	
13	1	Refrigerator	
14	1	Reach-In Refrigerator	
15	1	Refrigerator	
16	1	Mop SINK	
17	1	Hand Wash Station	
18	1	30\"/>	

BIENVILLE STREET (SIDE)

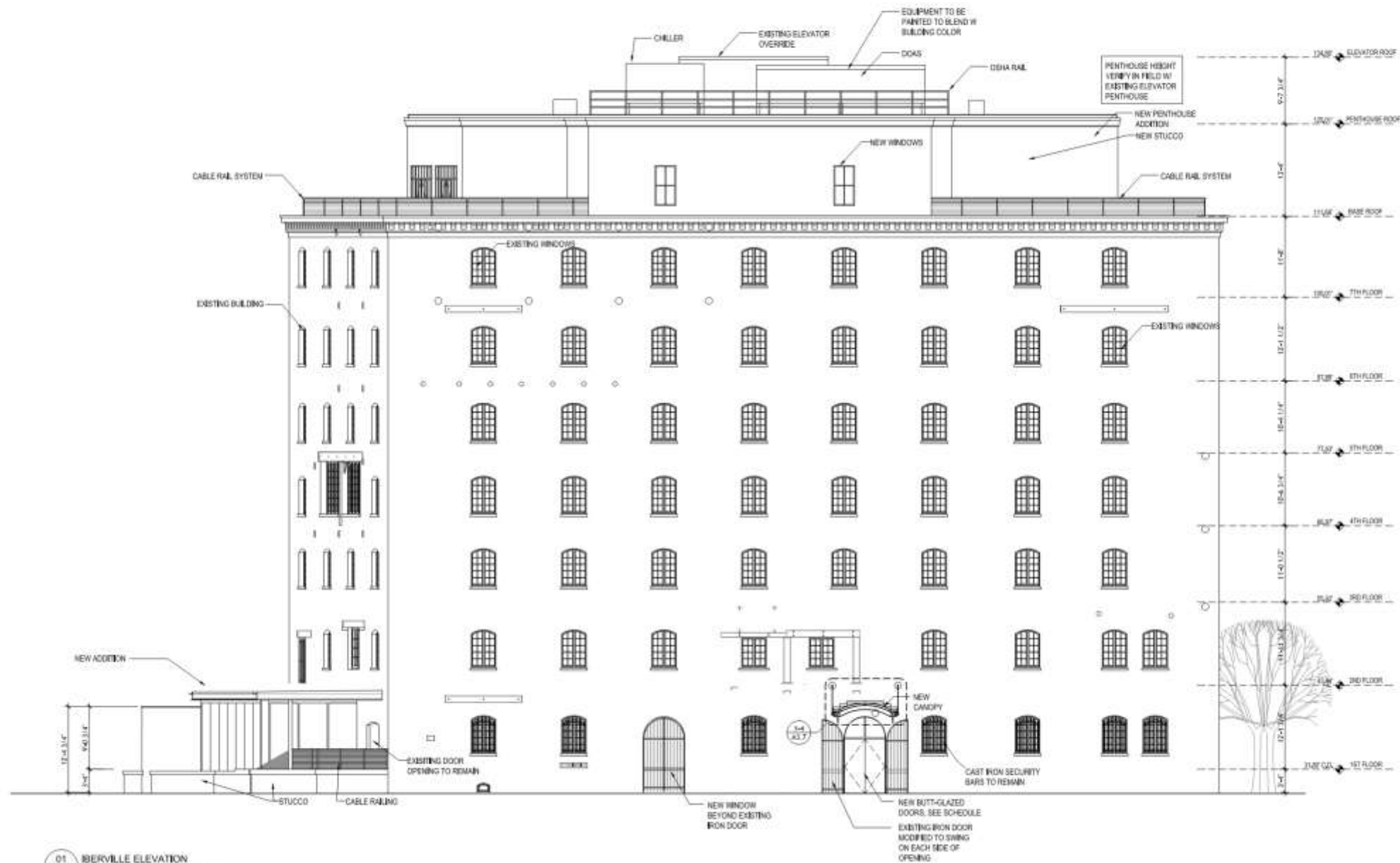


01 FIRST FLOOR PLAN  
A1.1 1/4\"/>



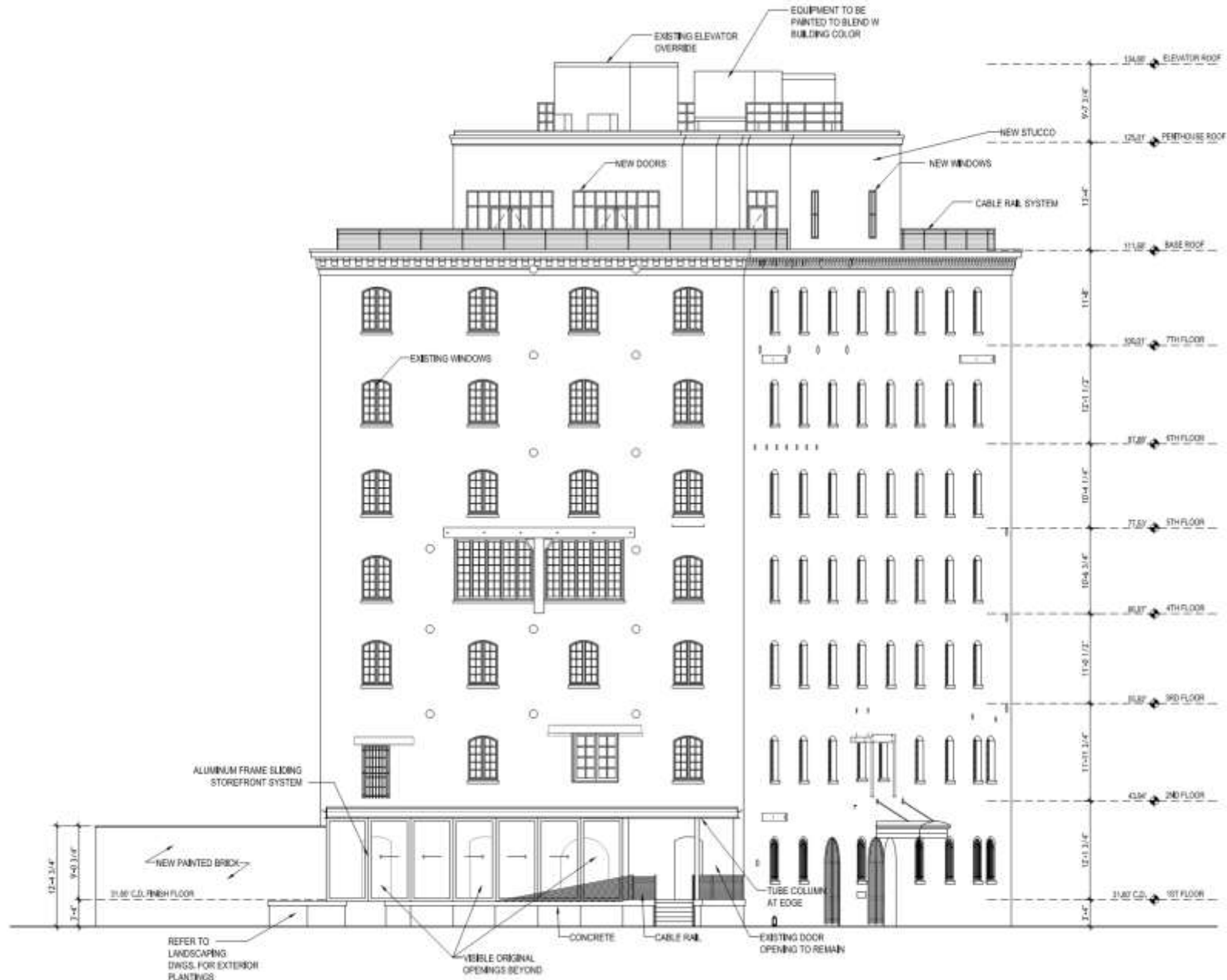
01 PROPOSED PENTHOUSE  
A1.8

1/8" = 1'

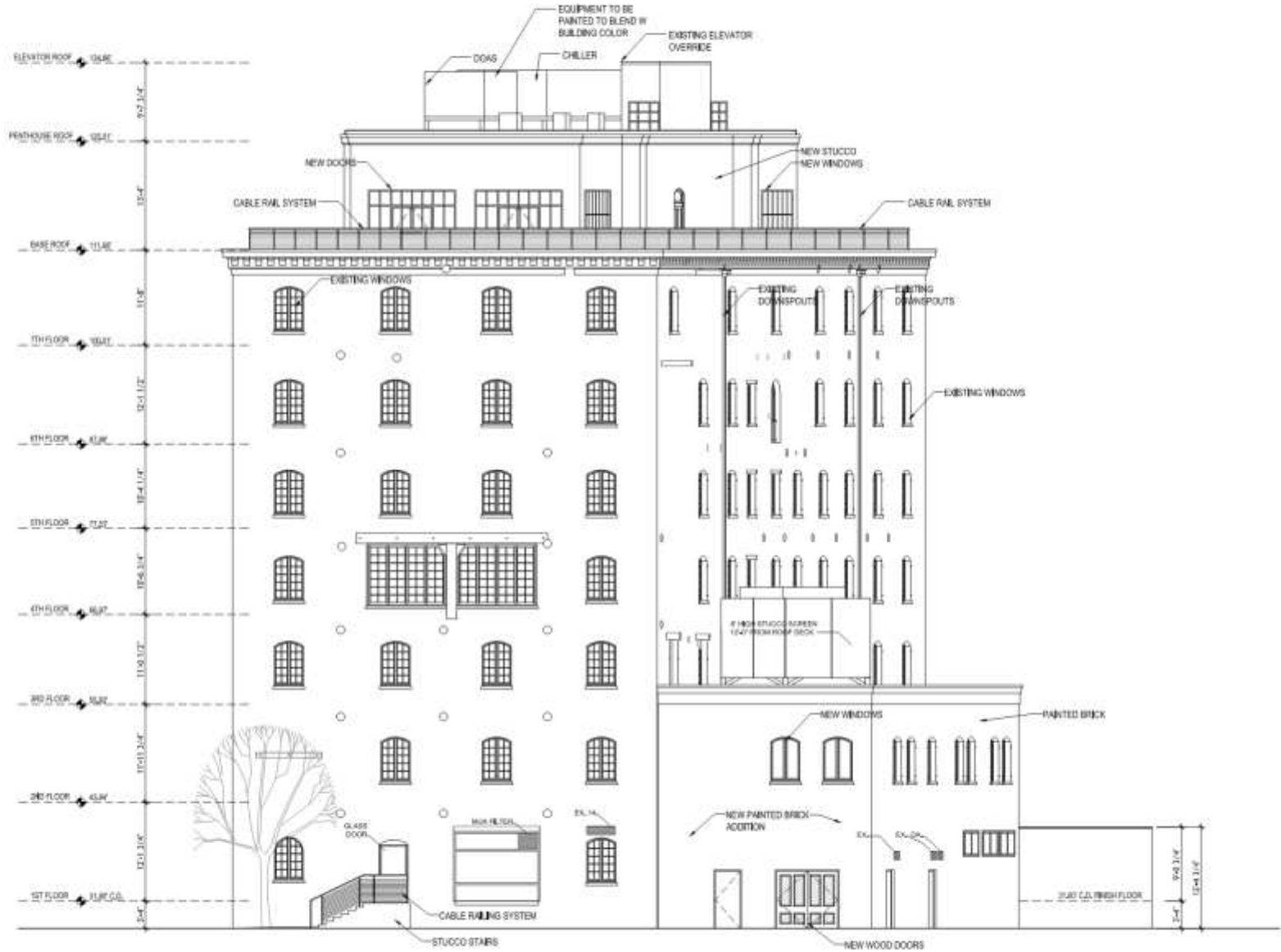


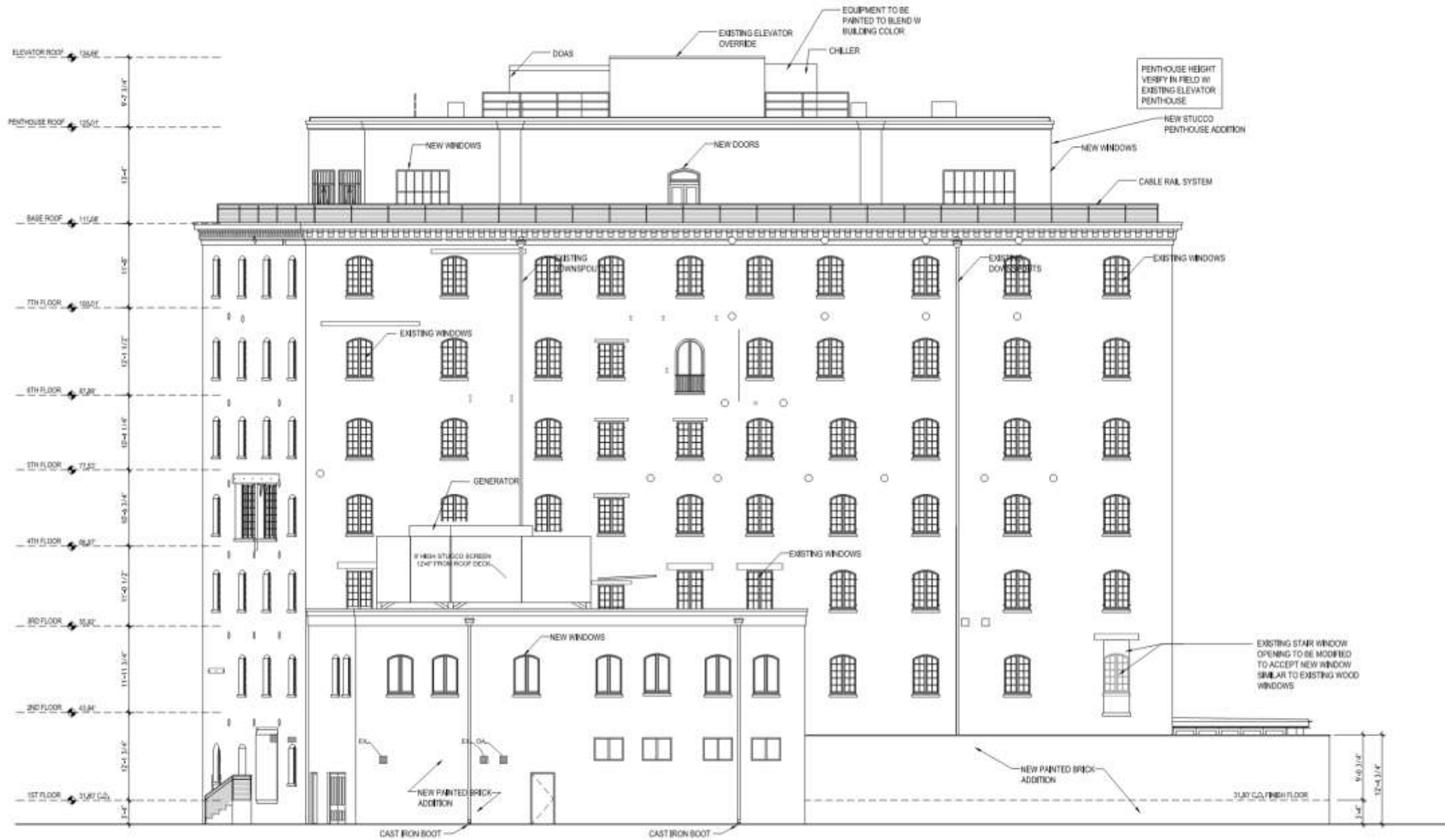
01 BERVILLE ELEVATION  
 A2.1  
 1/8" = 1'

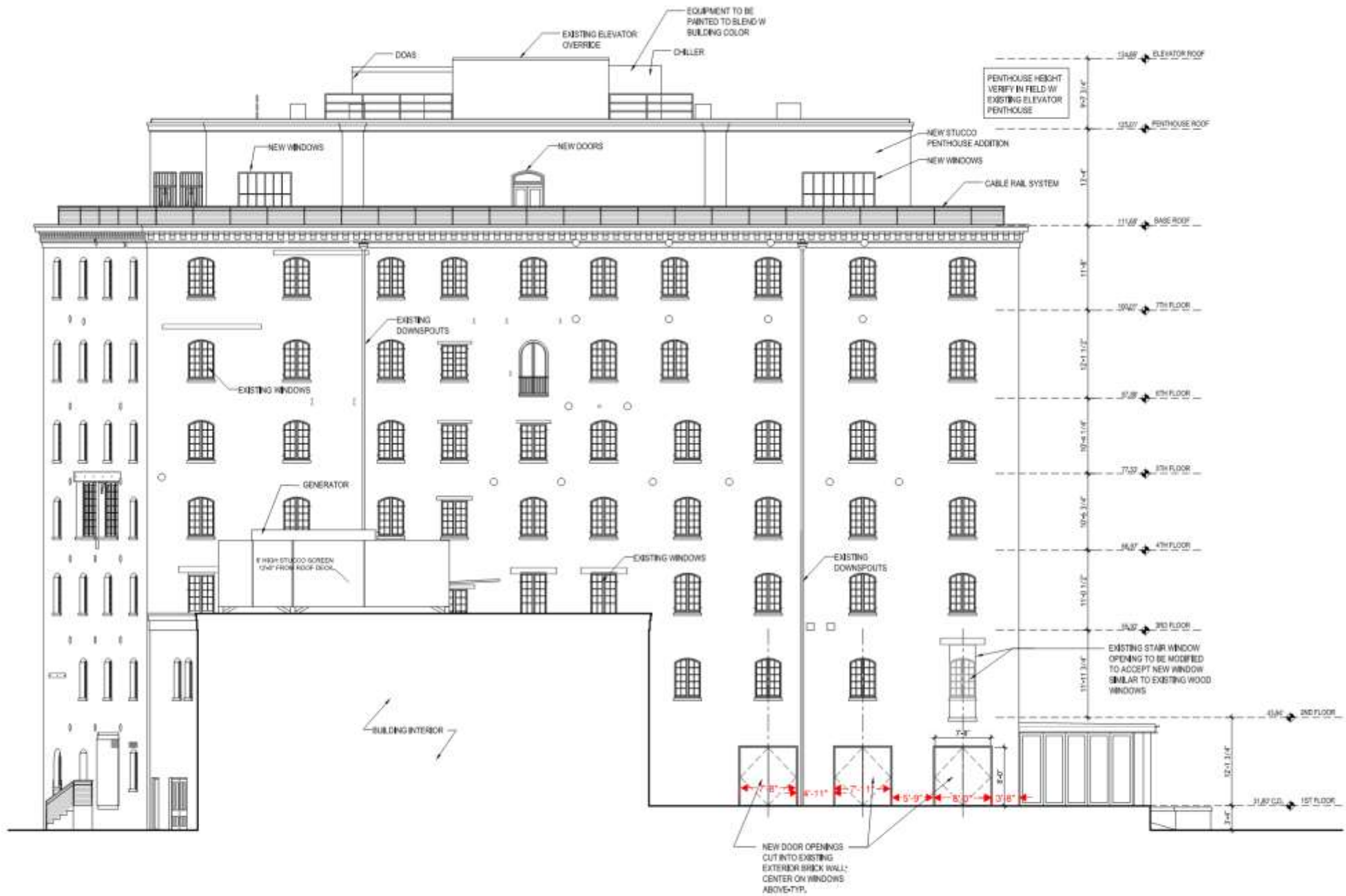


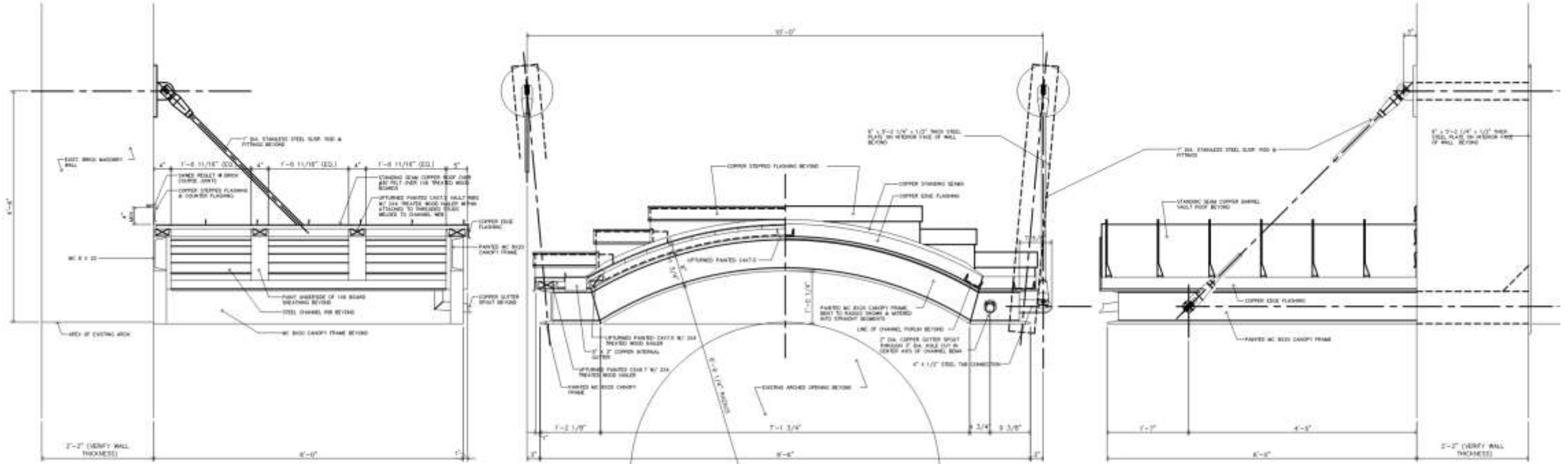


01 NORTH PETERS ELEVATION  
 A2.2 1/8" = 1'







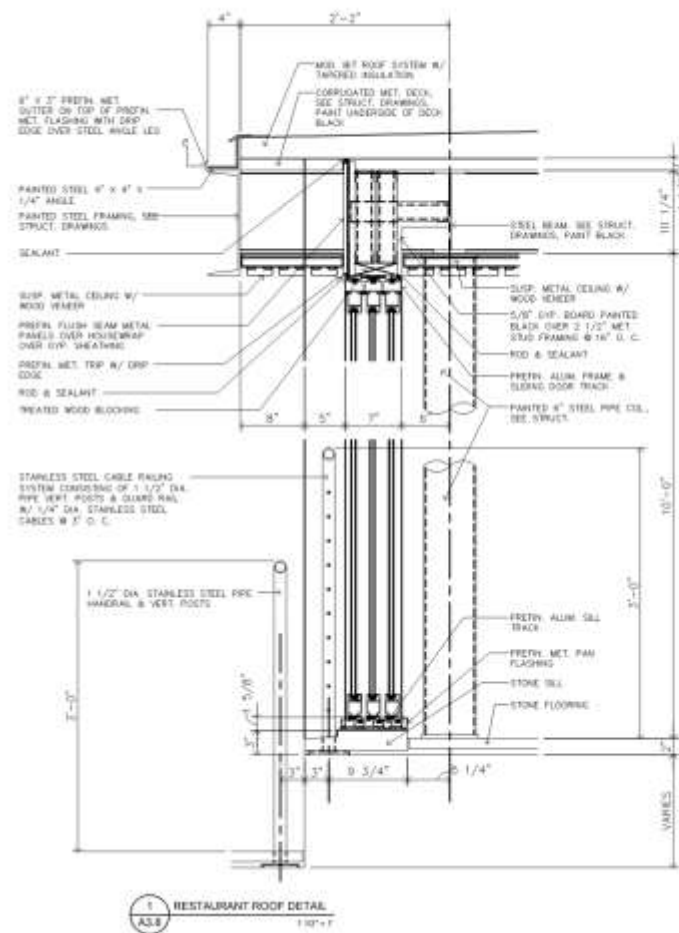


1 ENTRANCE CANOPY SECTION  
A3.7 1"=1'

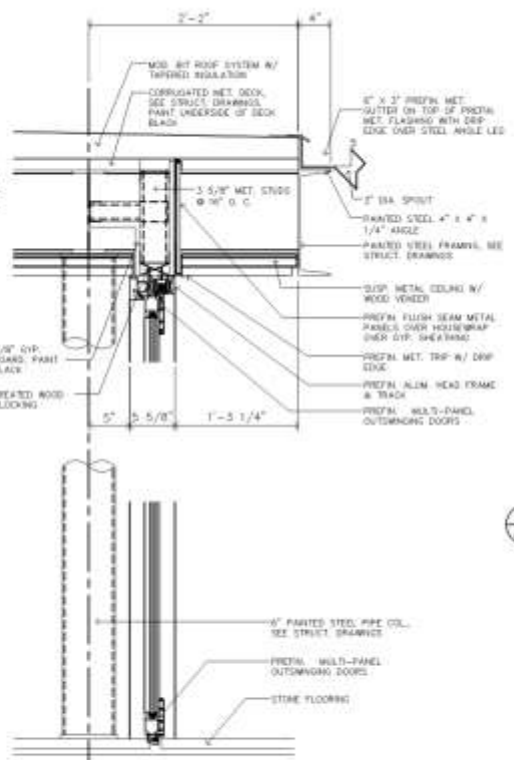
2 ENTRANCE CANOPY HALF SECTION  
A3.7 1"=1'

3 ENTRANCE CANOPY HALF ELEVATION  
A3.7 1"=1'

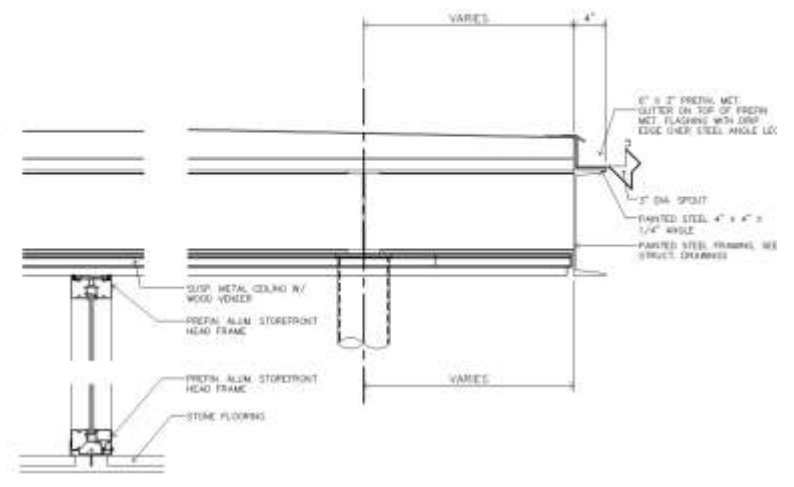
4 ENTRANCE CANOPY SIDE ELEVATION  
A3.7 1"=1'



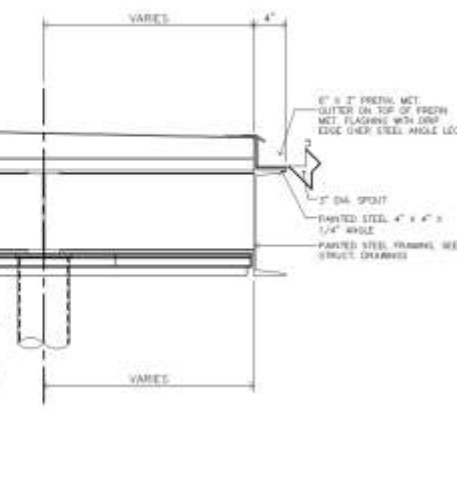
1 RESTAURANT ROOF DETAIL  
A3.8 110\*11



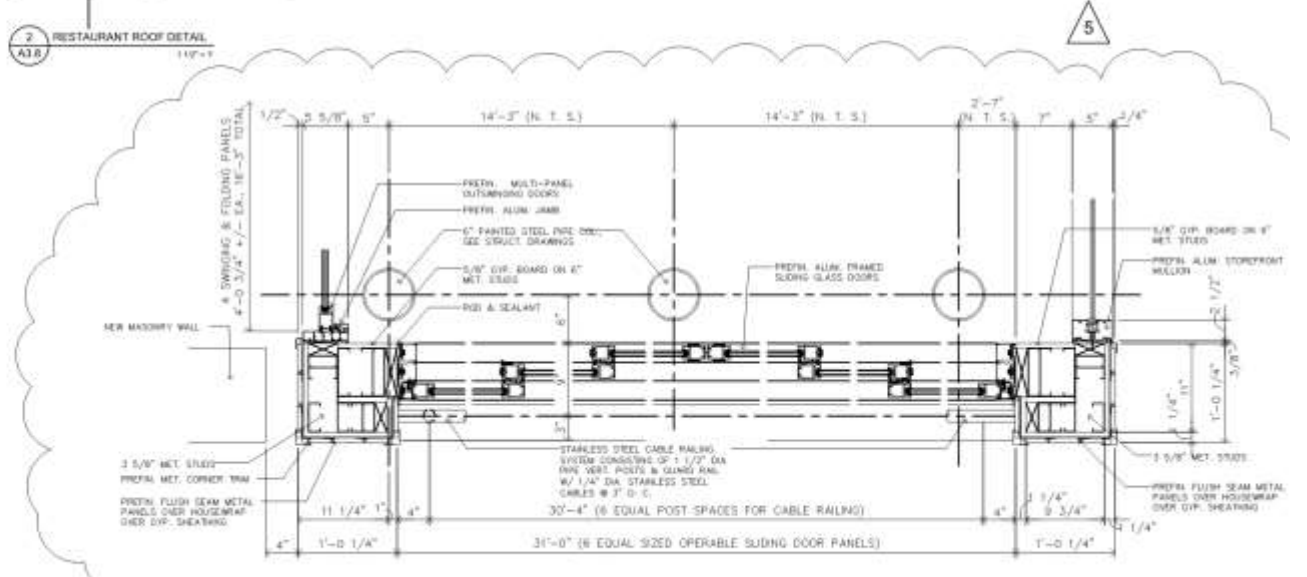
2 RESTAURANT ROOF DETAIL  
A3.8 110\*11



3 RESTAURANT ROOF DETAIL  
A3.8 110\*11



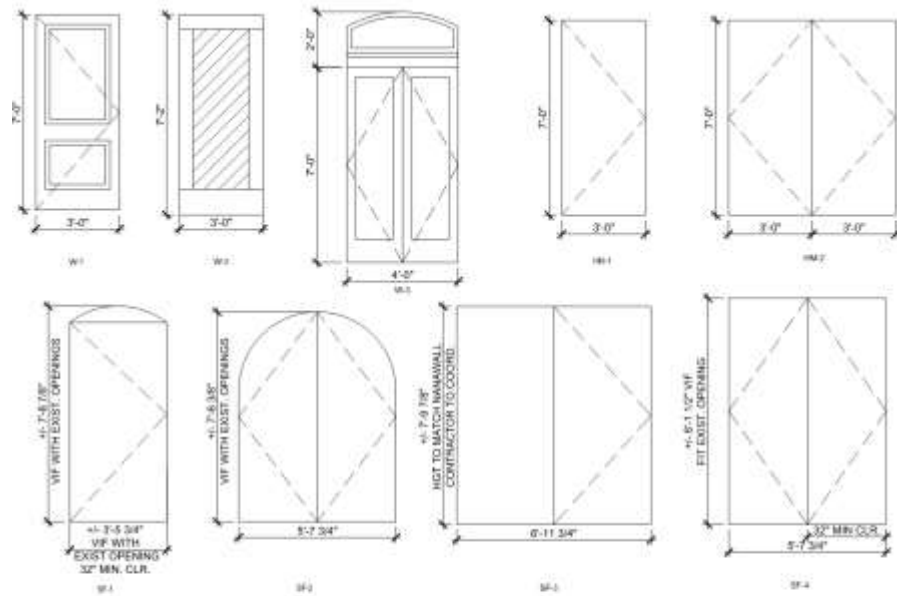
4 RESTAURANT ROOF DETAIL  
A3.8 110\*11



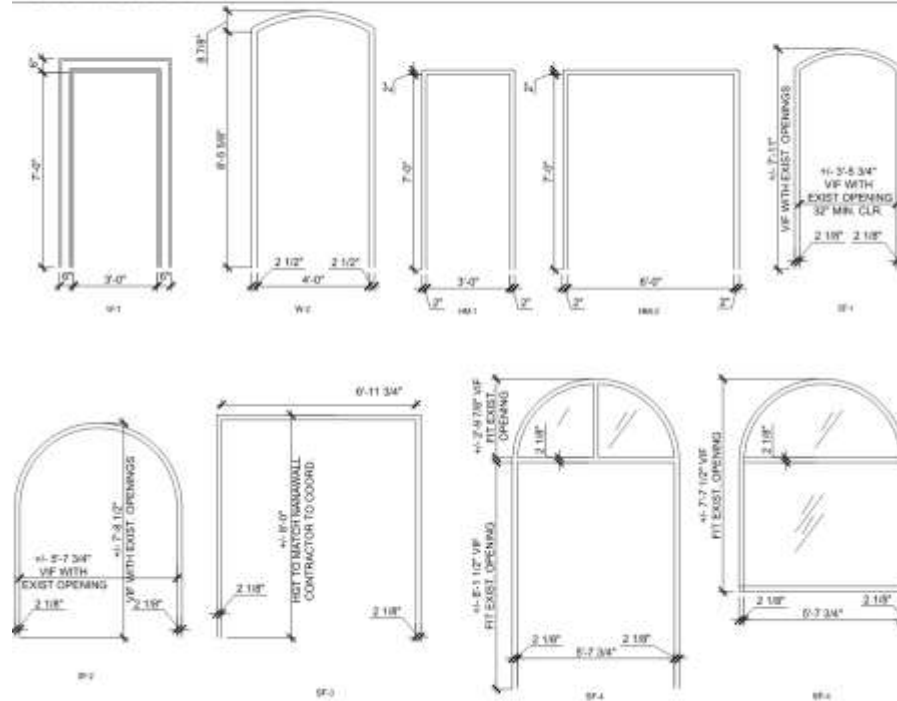
5 PLAN DETAIL @ SLIDING ALUMINUM AND GLASS DOORS  
A3.8 110\*11



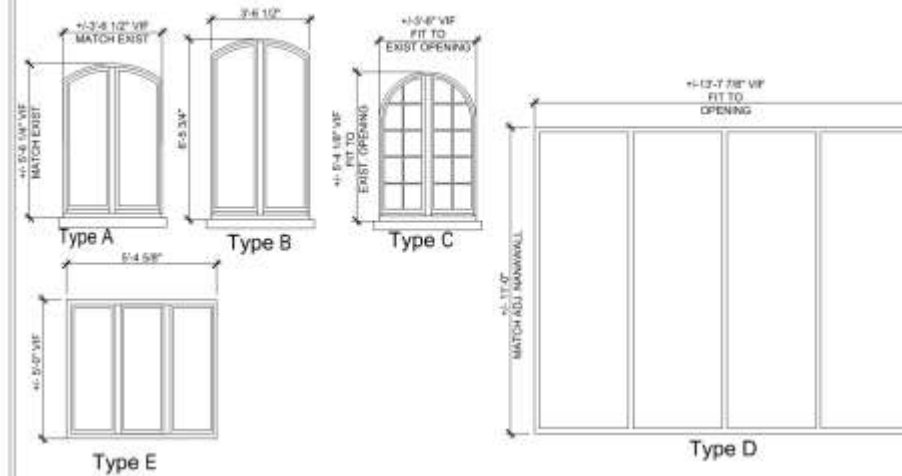
### DOOR TYPES



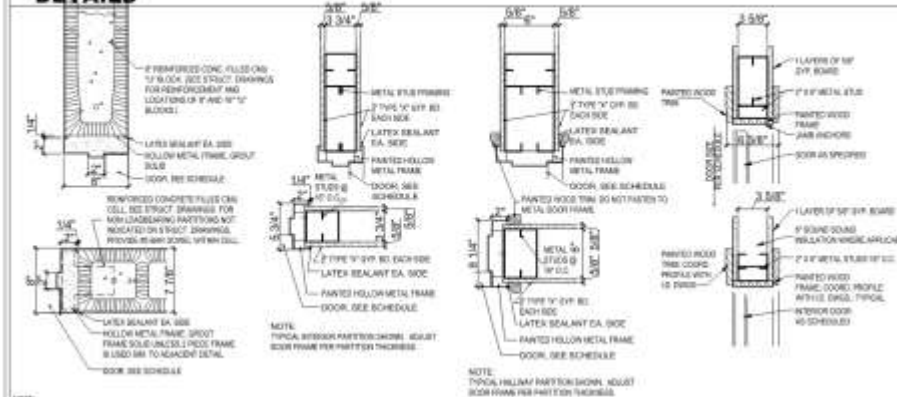
### FRAME TYPES



### WINDOW TYPES



### DETAILS




NOTE: THE ARCHITECTS INTEND THAT THE HOLLOW METAL FRAMES LOCATED WITHIN LOAD BEARING WALLS AND NON-LOAD BEARING WALLS BUILT AT THE SAME TIME LOAD BEARING WALLS ARE BUILT OR INFILLED WITH THE FULL 8" THICKTY TO AVOID EXPOSURE EXPOSURE TO WEATHER AND BARRI CONSTRUCTION OF THE WALLING. NON-LOAD BEARING PARTS ARE BUILT AFTER THE BUILDING IS ENCLOSED AND ONLY W/FRAMER/ARCHITECTS DURING WALL CONSTRUCTION. THE CONTRACTOR AND THE SITE/DEP METAL/AL FRAMES AFTER WALL CONSTRUCTION.



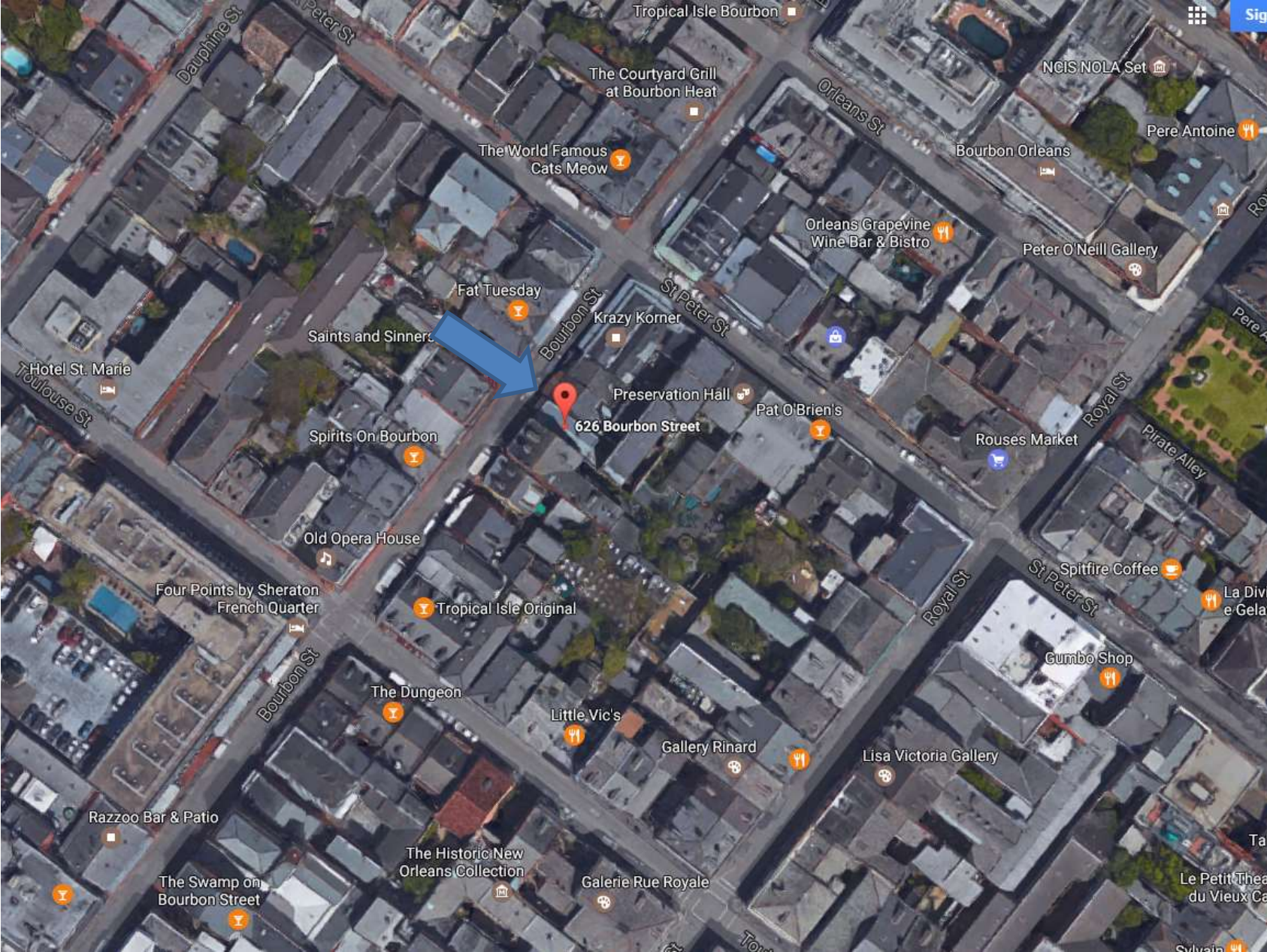




**New Business**

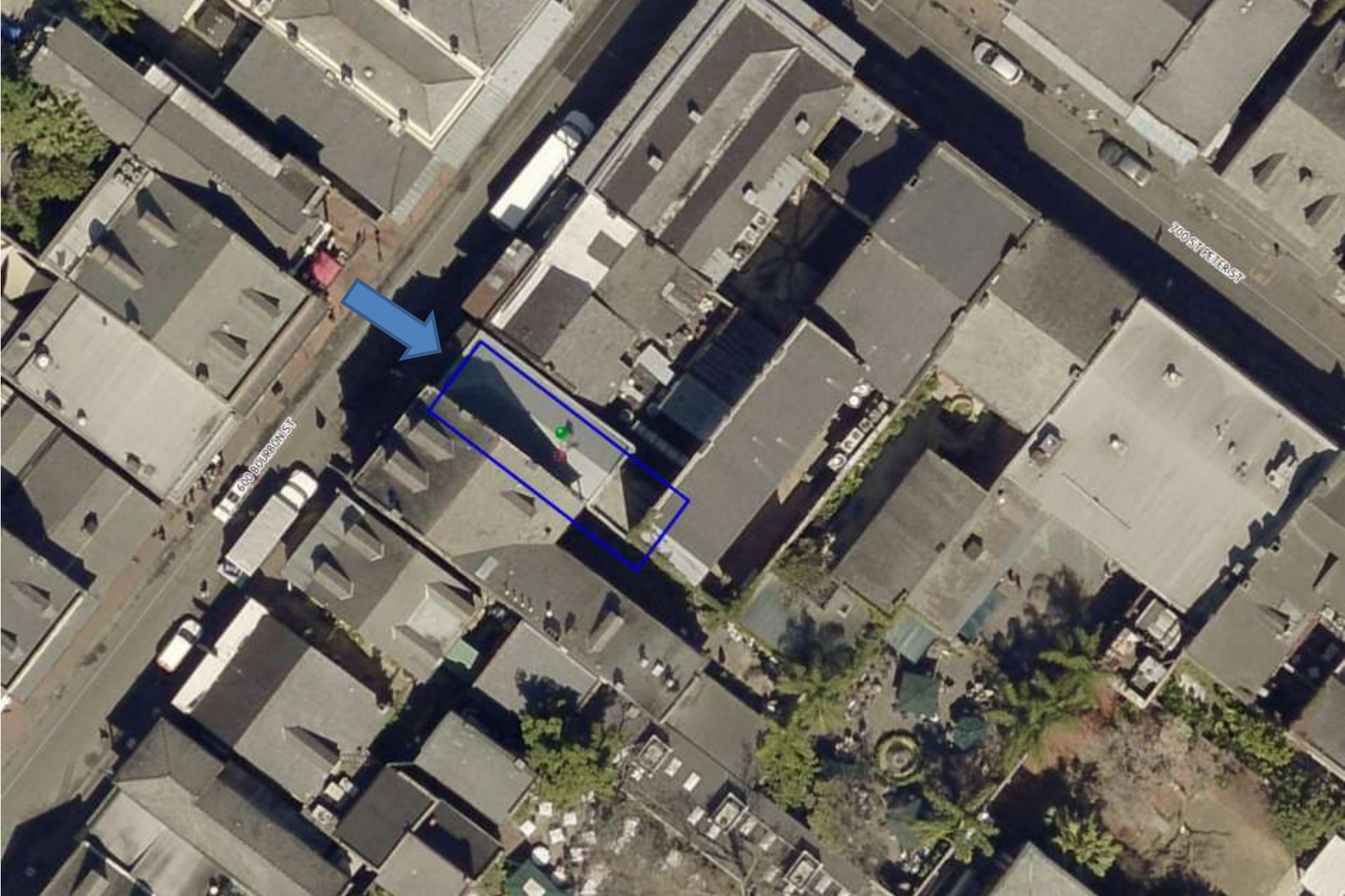


**626 Bourbon**



626 Bourbon





626 Bourbon



626 Bourbon – 1855



626 Bourbon – c. 1950



626 Bourbon - 1964

Vieux Carre Commission

February 7, 2018





626 Bourbon

Vieux Carre Commission

February 7, 2018







**JOHN C WILLIAMS  
ARCHITECTS, L.L.C.**

504 BARRAGE STREET  
NEW ORLEANS, LA 70113  
504.586.1000 PHONE  
504.586.0887 FAX

These drawings and specifications have been prepared by us or under the supervision of our duly licensed professional engineers, architects, interior designers, landscape architects, and other qualified persons. We warrant that the drawings and specifications conform to the requirements of the applicable laws and regulations.

All measurements are in feet and inches unless otherwise indicated.



DATE: 03/02/18

**626 BOURBON STREET**  
NEW ORLEANS, LOUISIANA

**- REVISIONS -**

No.	Date	Scope	By	Checked
1	11.30.18	By Owner		

DRAWING TITLE:  
**PROPOSED EXTERIOR  
ELEVATIONS**

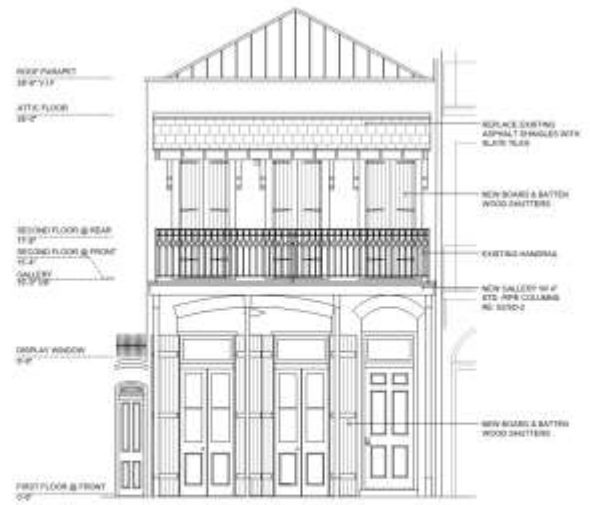
DRAWN BY: PERSET  
JOB No.: 117062.00  
DATE: MARCH 2, 2018

DRAWING No.:

**SD-1**



01 PROPOSED BOURBON STREET ELEVATION  
SD-1 3/2/18



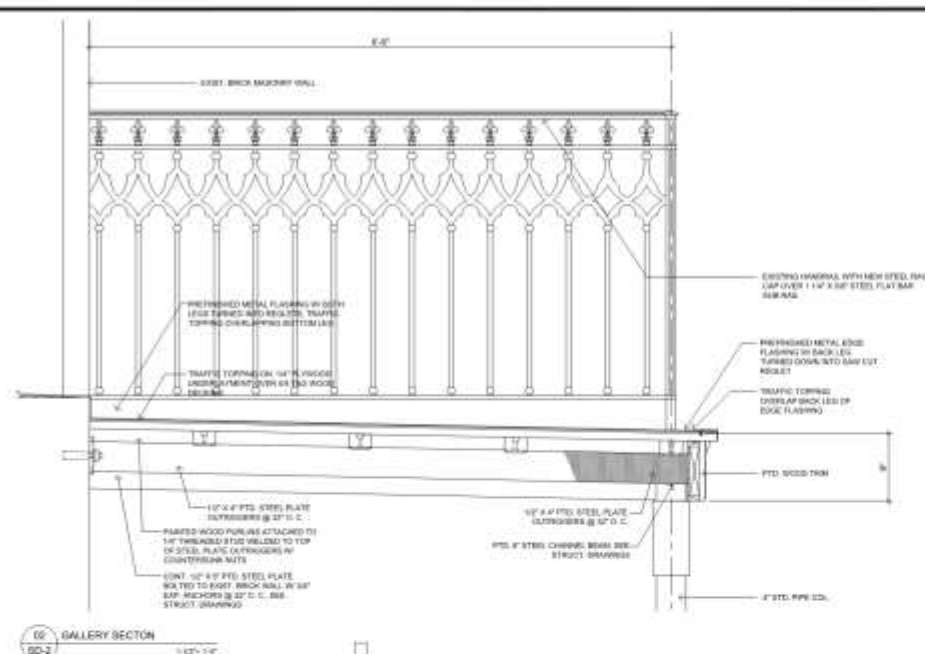
02 PROPOSED BOURBON STREET FACADE  
SD-1 3/2/18

626 Bourbon

Vieux Carre Commission

February 7, 2018

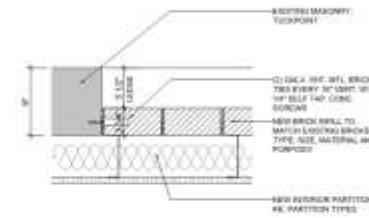
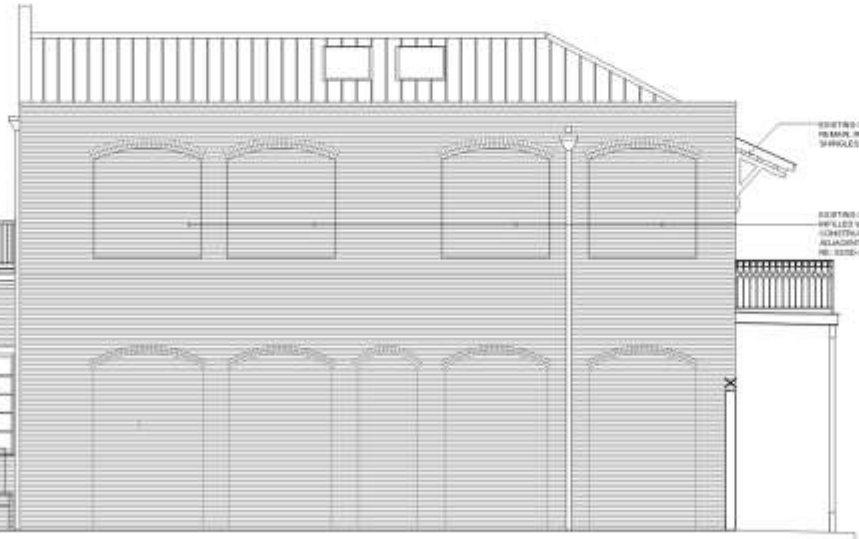




02 GALLERY SECTION  
SD-2



01 PROPOSED ST PETER STREET (SIDE) ELEVATION  
SD-2



03 PROPOSED OPENING INFILL DETAIL  
SD-2



04 PROPOSED ROYAL STREET (SIDE) ELEVATION  
SD-2



JOHN C. WILLIAMS ARCHITECTS LLC

626 BOURBON STREET  
NEW ORLEANS, LA 70114  
504.586.0001 FAX  
504.586.0017 FAX

These drawings and specifications have been prepared by the architect under the general supervision of the architect's professional seal and stamp. The contractor shall be responsible for the proper construction and installation of the work shown on these drawings.

See accompanying general conditions and specifications for more complete information on the project.

626 BOURBON STREET  
NEW ORLEANS, LOUISIANA

REVISIONS

No.	Date	Scope
1	11.30.18	By Owner

DRAWING TITLE  
PROPOSED EXTERIOR ELEVATIONS & GALLERY DETAILS

DRAWN BY: PERMIT  
JOB No.: 617052-03  
DATE: MARCH 2, 2018

DRAWING No.:

SD-2





626 Bourbon

Vieux Carre Commission

February 7, 2018






626 Bourbon

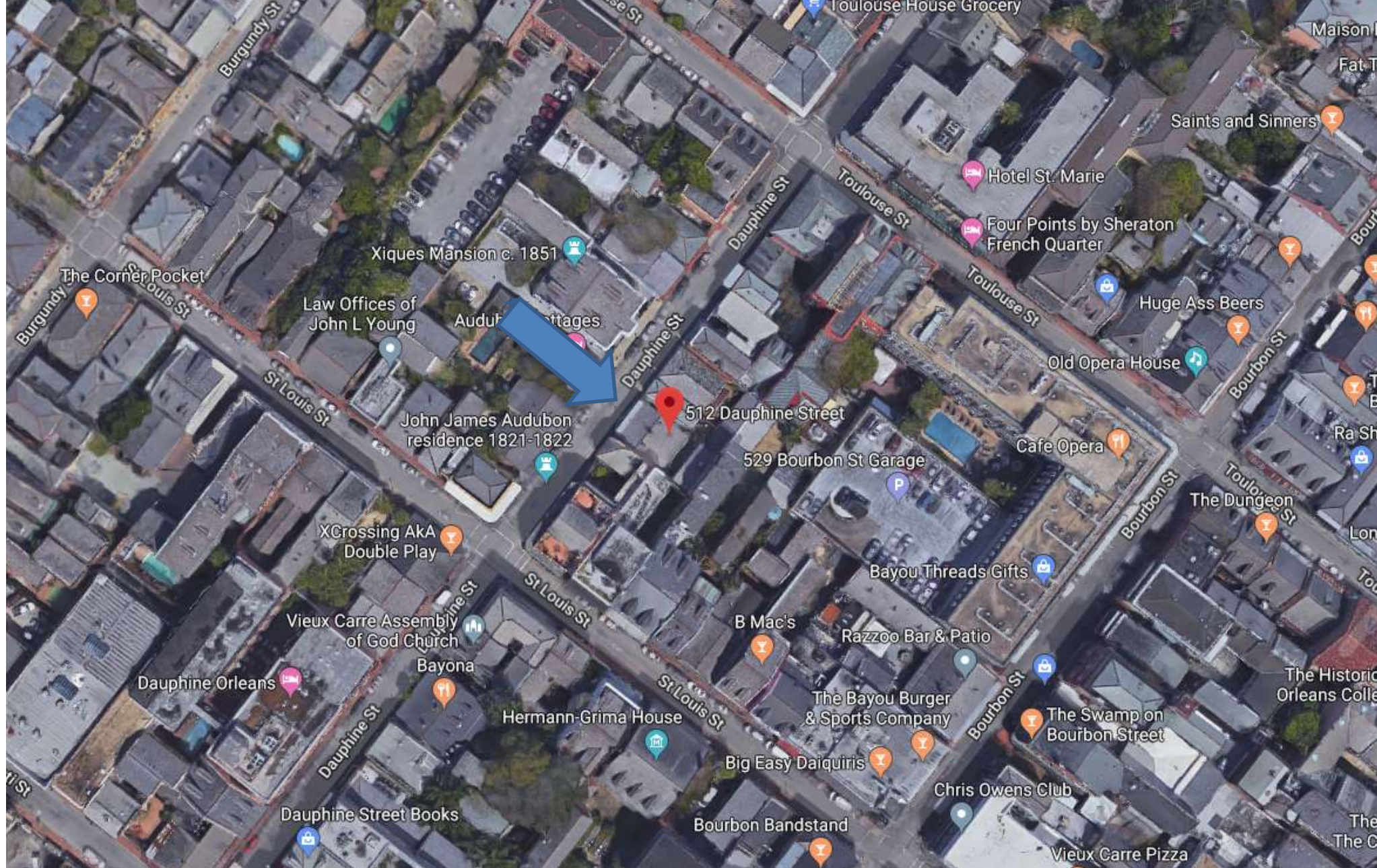
Vieux Carre Commission

February 7, 2018





**512-516 Dauphine**



512-516 Dauphine

VCC Architectural Committee

January 15, 2019





512-516 Dauphine

VCC Architectural Committee

January 15, 2019





512-516 Dauphine

VCC Architectural Committee

January 15, 2019







512-516 Dauphine

VCC Architectural Committee

01 07 2019

January 15, 2019





512-516 Dauphine  
VCC Architectural Committee

January 15, 2019





512-516 Dauphine

VCC Architectural Committee

January 15, 2019



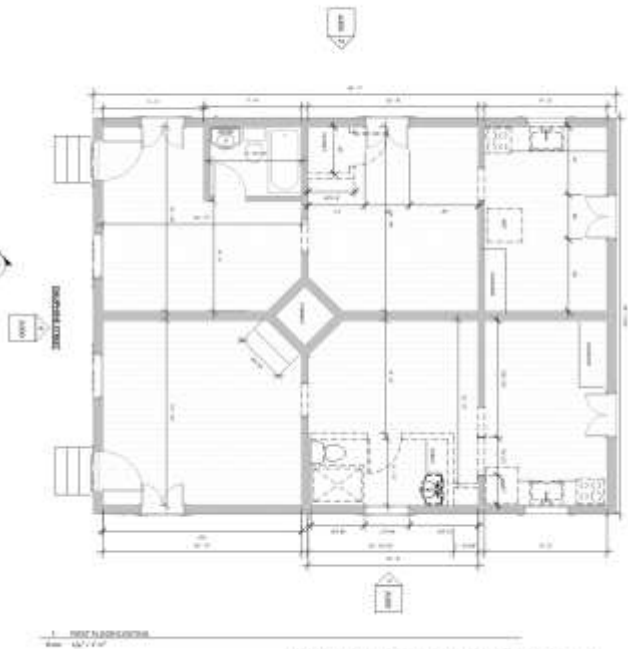
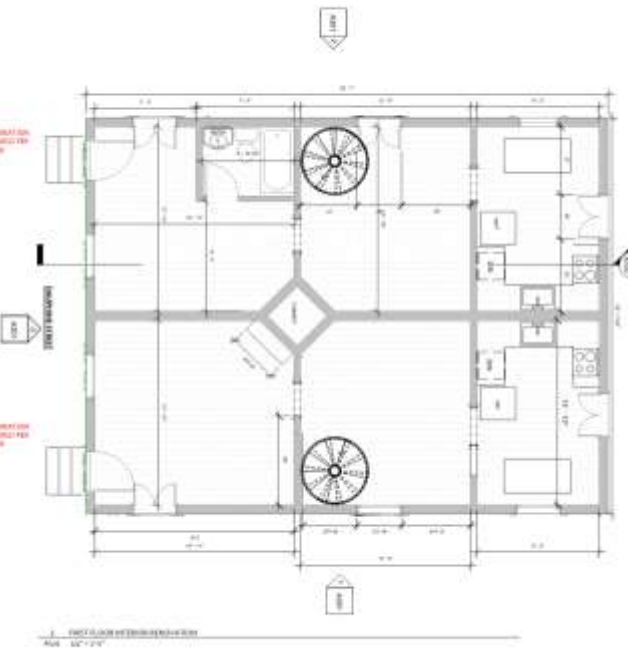
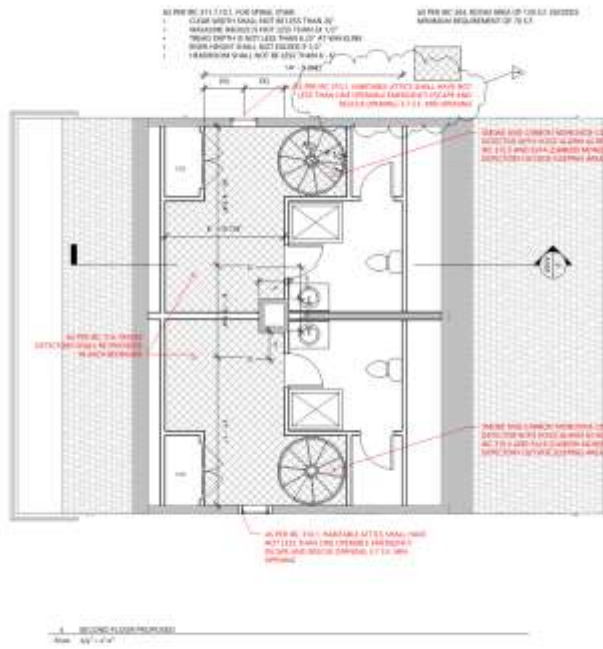
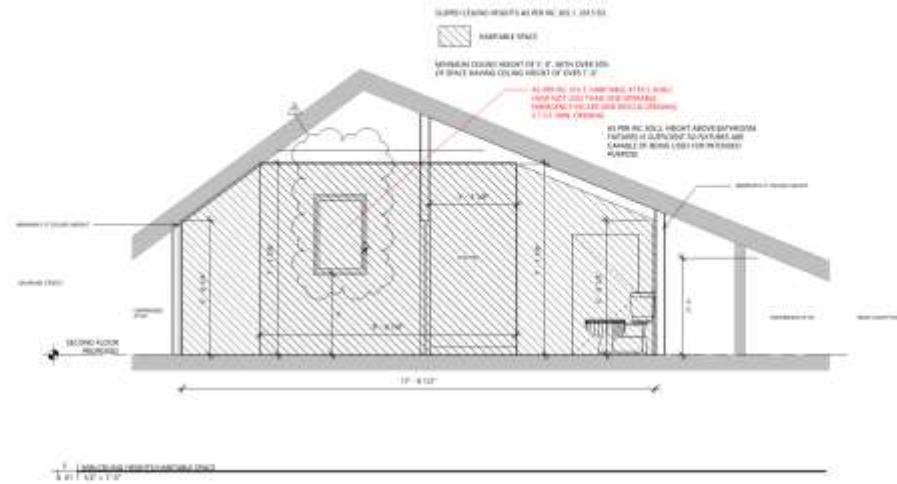
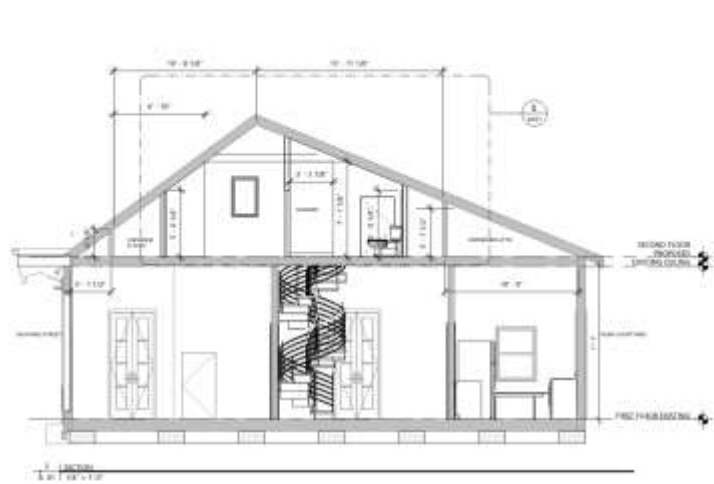


512-516 Dauphine

VCC Architectural Committee

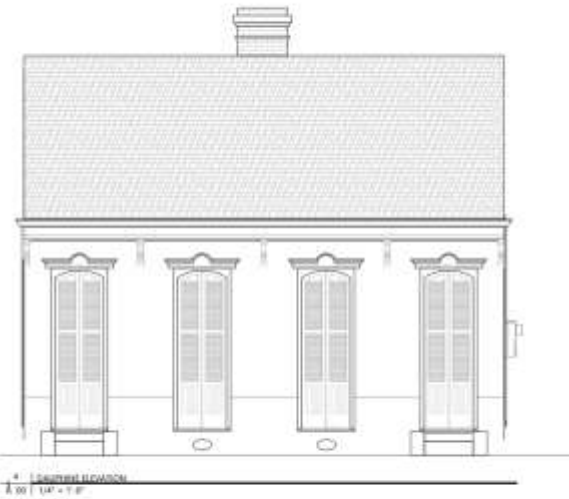
January 15, 2019





512-514 DAUPHINE STREET  
 PLANS AND SECTION  
 12.31.18





**512-514 DAUPHINE STREET**  
**EXTERIOR ELEVATIONS - EXISTING**  
 12.31.18

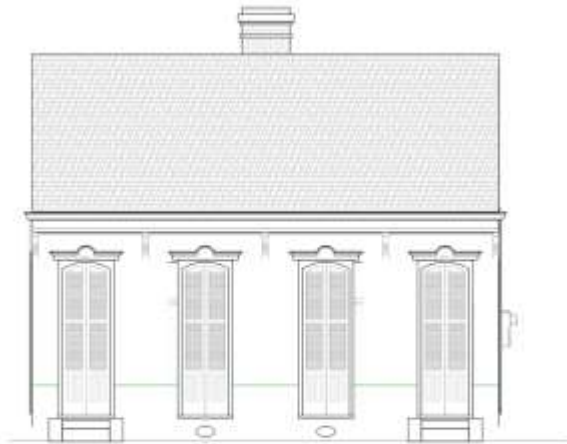




1 REAR ELEVATION PROPOSED  
 1/8" = 1'-0"



1 NORTH ELEVATION PROPOSED  
 1/8" = 1'-0"




1 EAST ELEVATION PROPOSED  
 1/8" = 1'-0"



1 SOUTH ELEVATION PROPOSED  
 1/8" = 1'-0"


**512-514 DAUPHINE STREET**  
**EXTERIOR ELEVATIONS - PROPOSED**  
 12.31.18





620 Decatur





620 Decatur

VCC Architectural Committee

January 15, 2019






620 Decatur

VCC Architectural Committee

January 15, 2019





Title: The Jackson Brewery, New Orleans (St. Peter corner Clay)  
Date: [ca. 1892]

press x to cl



Title: Jax Brewery (616-632 Decatur corner St. Peter)

Date: after 1939

Negative Number: 2-005E-002

Courtesy of: *The Historic New Orleans Collection has been unable to identify or contact the current copyright owner. Publication may be restricted.*

620 Decatur

VCC Architectural Committee

January 15, 2019

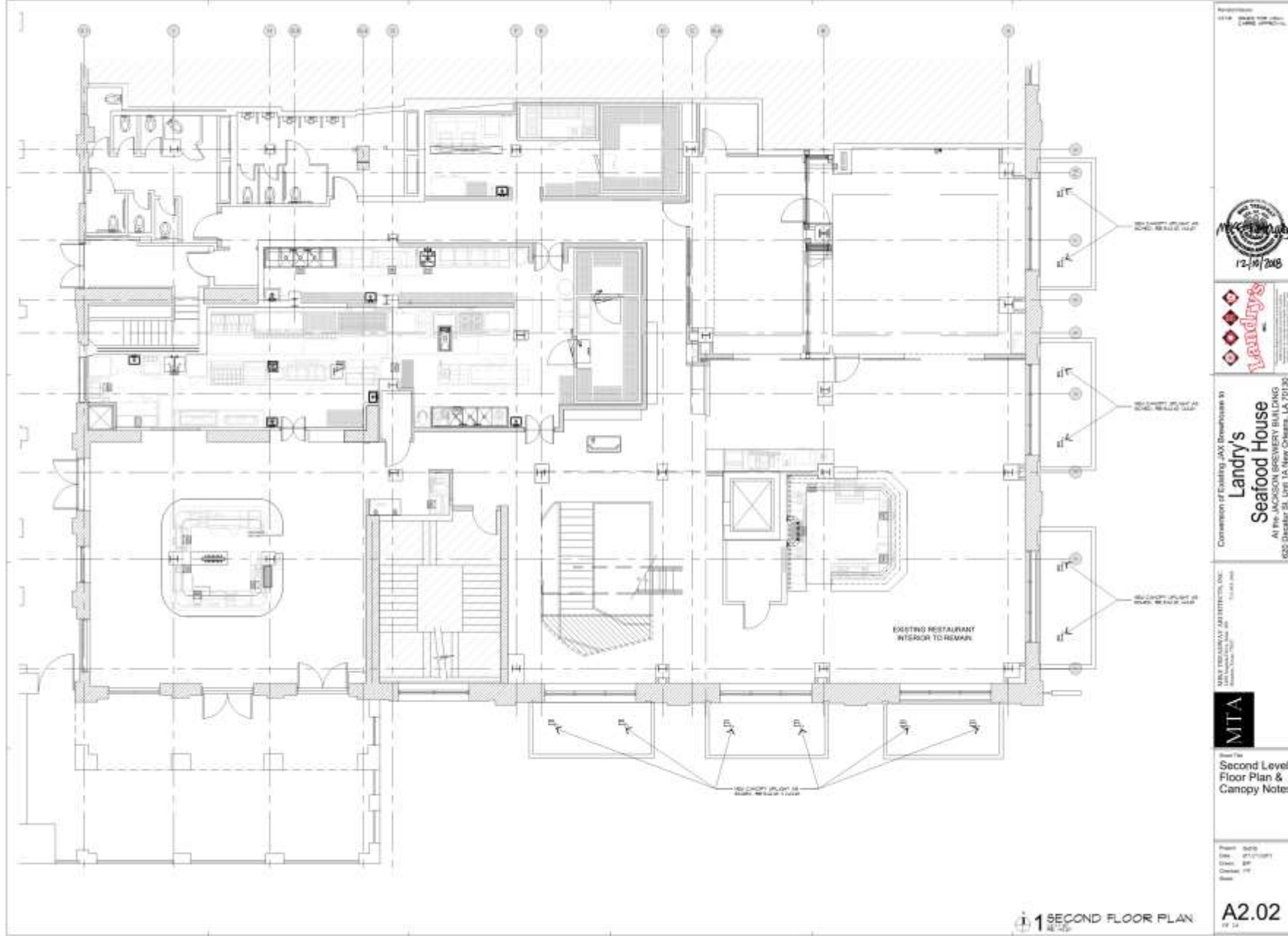




620 Decatur  
VCC Architectural Committee

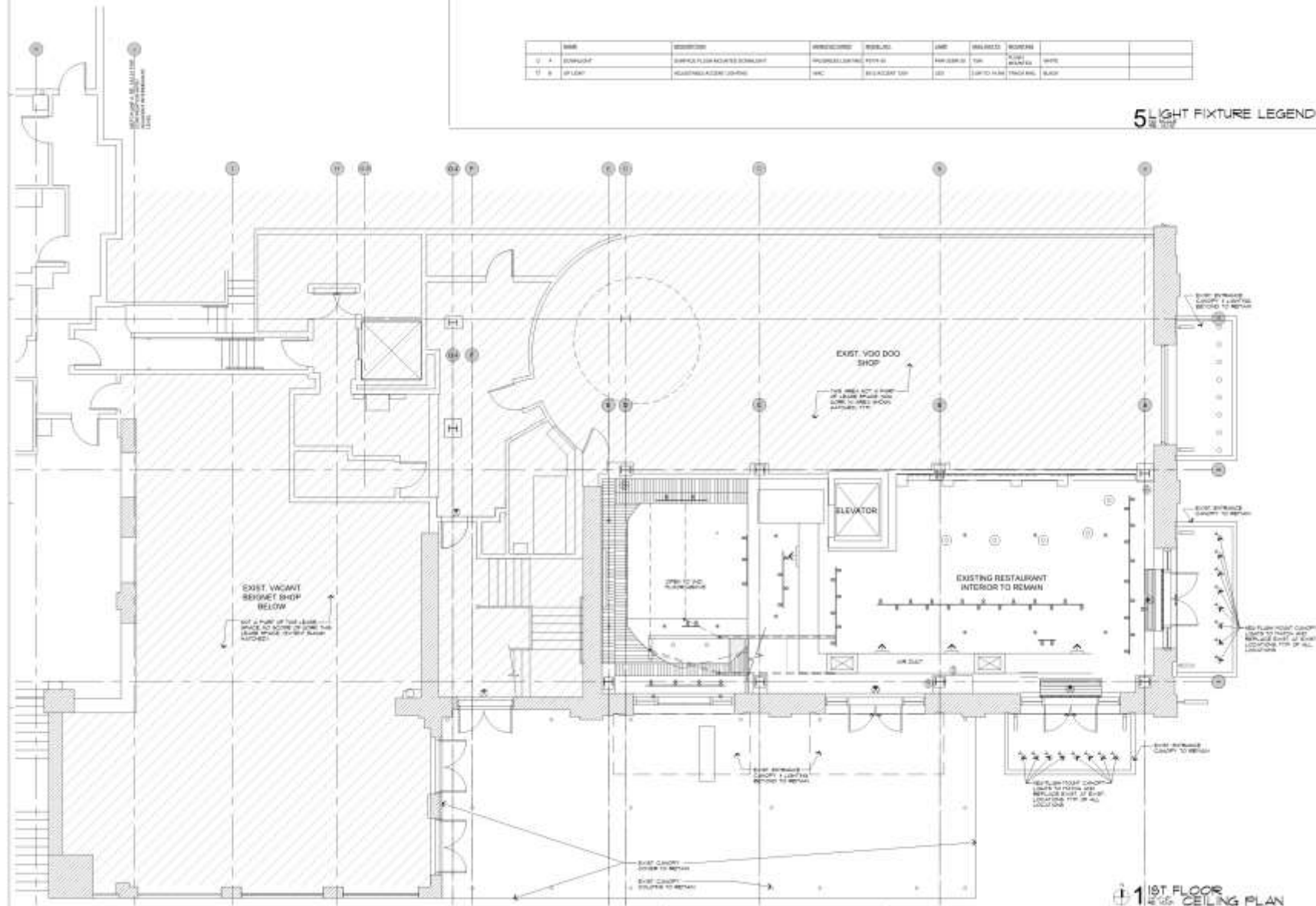
January 15, 2019





NO.	DESCRIPTION	MANUFACTURER	MODEL	TYPE	FINISH	NOTES
1	RECESSED	TRAY	TRAY	TRAY	TRAY	
2	RECESSED	TRAY	TRAY	TRAY	TRAY	
3	RECESSED	TRAY	TRAY	TRAY	TRAY	

5 LIGHT FIXTURE LEGEND



1 1ST FLOOR REFLECTED CEILING PLAN



Conversion of Existing LAX Bownhouse to  
**Landry's Seafood House**  
 At the JACKSON BREWERY BUILDING  
 620 Decatur St., Unit 1A, New Orleans, LA 70130



First Floor Reflected Ceiling Plan

Page: 10/19  
 Date: 2/17/2017  
 Sheet: 5/1  
 Title: 620 Decatur St.  
 Scale:

**A2.10**  
 of 14





2<sup>ND</sup> FLOOR SIDE ELEVATION



1<sup>ST</sup> DECATUR STREET ELEVATION

12/10/2018



Commission of Existing JAX Brewhouses to  
**Landry's Seafood House**  
 At The JACKSON BREWERY BUILDING  
 620 Decatur St. Unit 1A, New Orleans, LA 70130

JUST DRINKING ARCHITECTS, INC.  
 1000 Poydras Street, Suite 200  
 New Orleans, Louisiana 70112



Project File  
 Existing  
 Exterior  
 Elevations

Project: 1000  
 Date: 2/11/2017  
 Sheet: 01  
 Overall: 11'  
 Date:

A3.01







2<sup>nd</sup> LEFT SIDE ELEVATION





620 Decatur  
VCC Architectural Committee

January 15, 2019

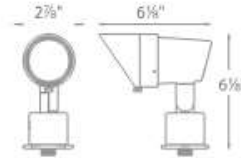


# ACCENT 120V

5012

# WAC

## LANDSCAPE LIGHTING



Fixture Type:

Catalog Number:

Project: \_\_\_\_\_

Location: \_\_\_\_\_

### PRODUCT DESCRIPTION

Landscape accent luminaire. Simple to retrofit existing line voltage systems or coordinate well with a new commercial landscape installation.

### FEATURES

- Adjustable and lockable beam angle
- Integral dimmer
- IP66 rated, Protected against high-pressure water jets
- Includes a detachable shroud
- Solid diecast brass or corrosion resistant aluminum
- Factory sealed water tight fixtures
- Detachable shroud, 6' lead wire and wire nuts included
- Maintains constant lumen output against voltage drop
- UL 1598 Listed
- Not suitable to use with external dimmers

### SPECIFICATIONS

**Input:** 110V - 120VAC  
**Power:** 3.5W to 14.5W  
**Brightness:** 100 lm to 900 lm  
**Beam Angle:** 15° to 60°  
**CRI:** 85  
**Rated Life:** 45,000 hours

### ORDERING NUMBER

		Color Temp		Finish	
5012	Accent 120V	30	3000K	BK	Black on Aluminum
				BZ	Bronze on Aluminum
				BBR	Bronze on Brass

5012-30 \_\_\_\_\_

Example: 5012-30BBR





620 Decatur

VCC Architectural Committee

January 15, 2019






620 Decatur  
VCC Architectural Committee

January 15, 2019






620 Decatur – Previously existing projecting lights  
VCC Architectural Committee

January 15, 2019





620 Decatur – Previously existing projecting lights  
VCC Architectural Committee

January 15, 2019





620 Decatur

VCC Architectural Committee

January 15, 2019







620 Decatur

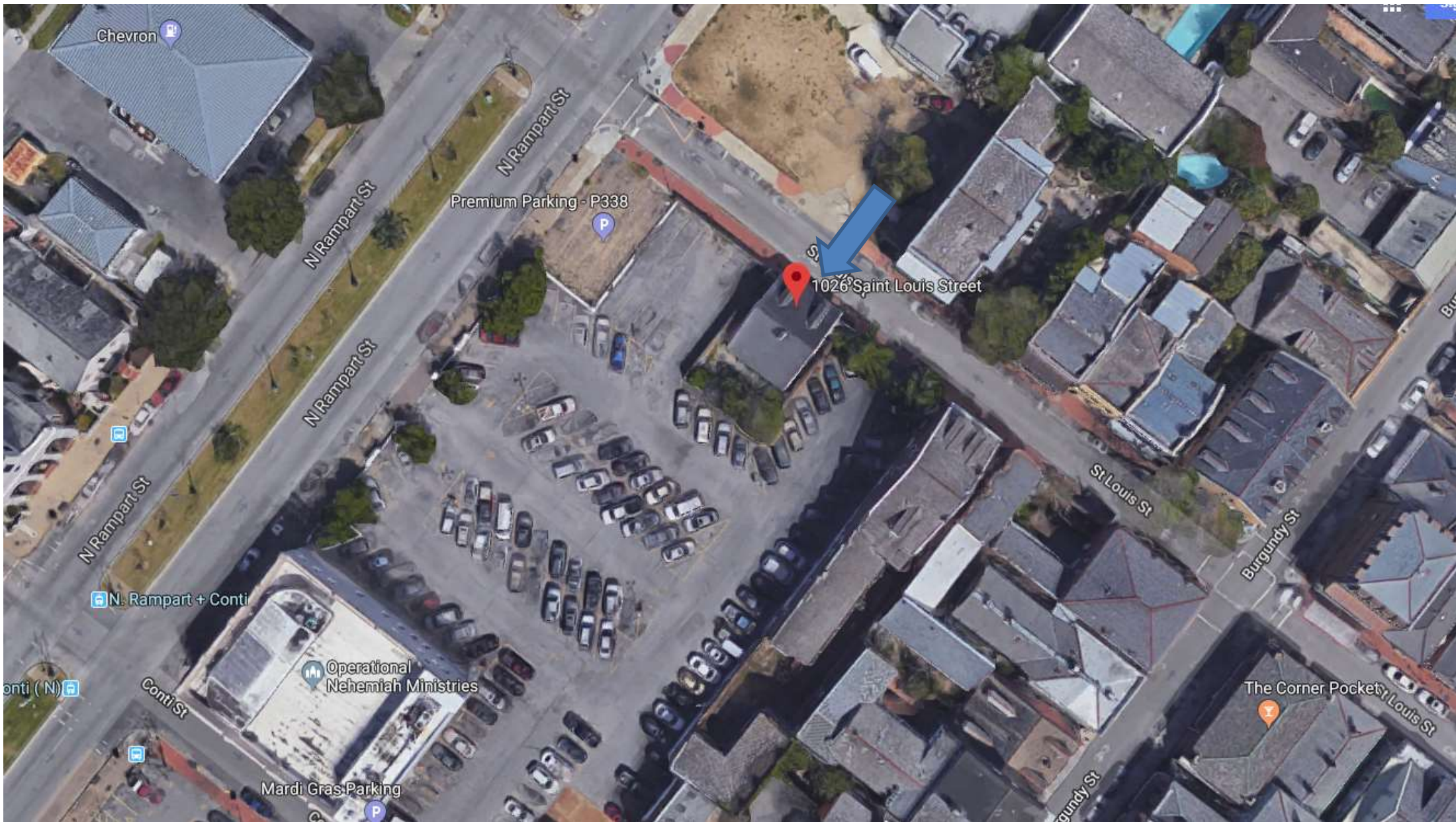
VCC Architectural Committee

January 15, 2019





**1026 St Louis**

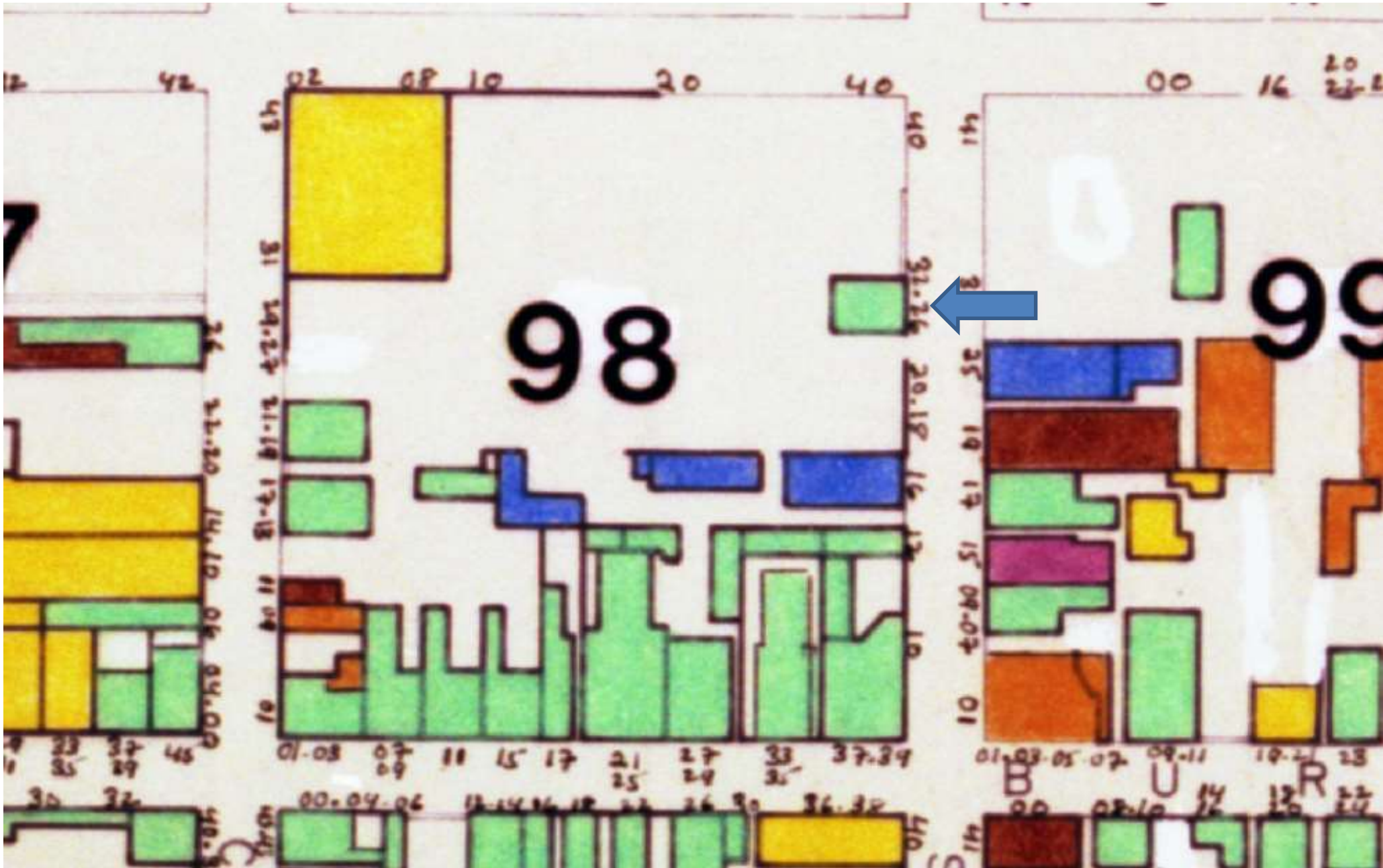


1026 St. Louis

VCC Architectural Committee

January 15, 2019





1026 St. Louis

VCC Architectural Committee

January 15, 2019





1026 St. Louis – ca. 1940

VCC Architectural Committee

January 15, 2019





1026 St. Louis

VCC Architectural Committee

January 15, 2019





1026 St. Louis

VCC Architectural Committee

January 15, 2019





1026 St. Louis – From N. Rampart – Before Pipe Installation

VCC Architectural Committee

January 15, 2019







1026 St. Louis – From N. Rampart – As-built Condition

VCC Architectural Committee

January 15, 2019





1026 St. Louis – From N. Rampart – As-built Condition

VCC Architectural Committee

January 15, 2019





1026 St. Louis – From N. Rampart – As-built Condition

VCC Architectural Committee

January 15, 2019



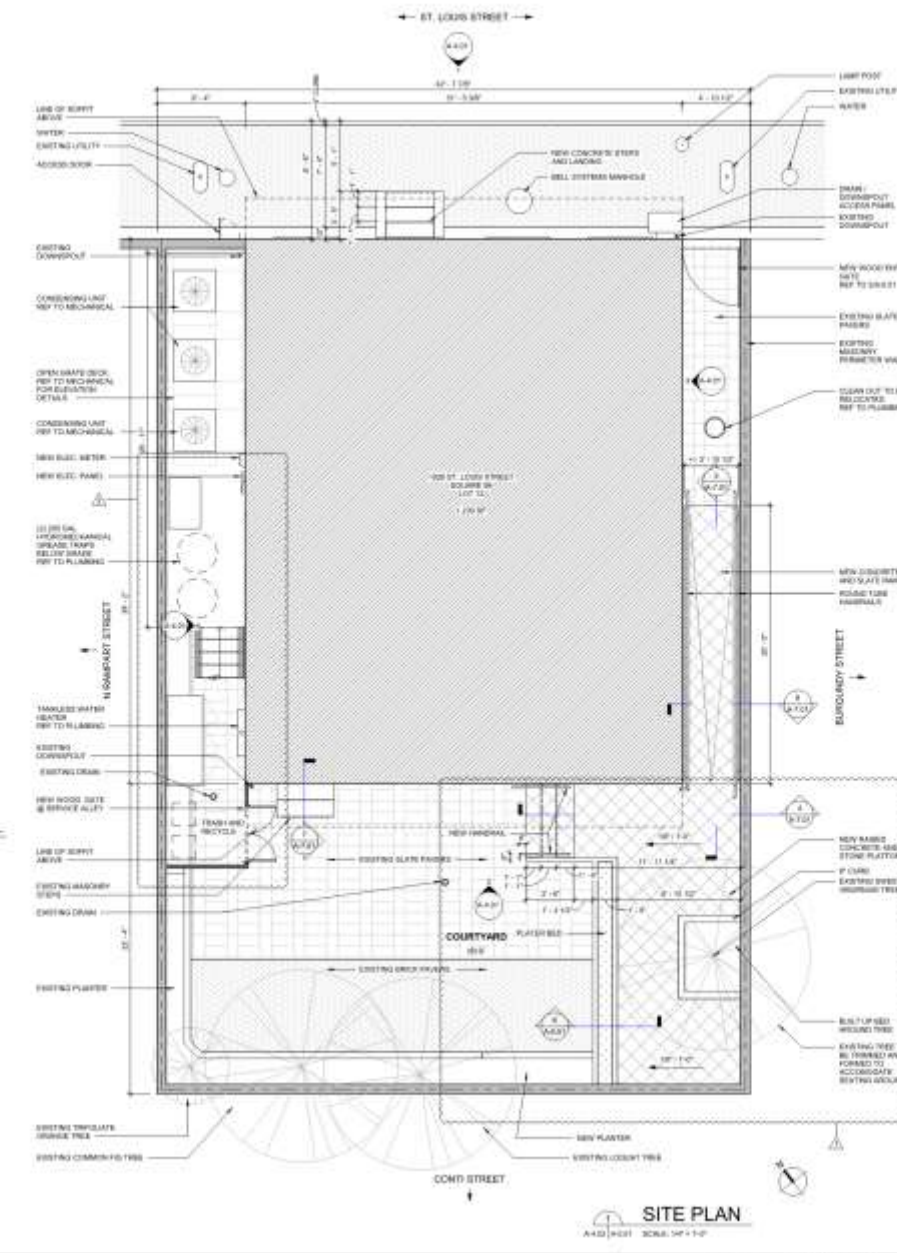

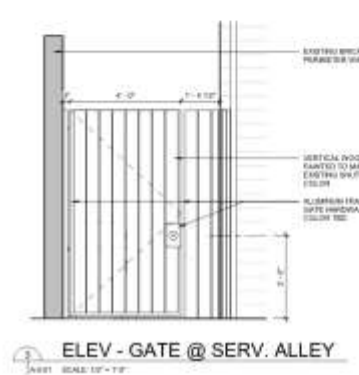
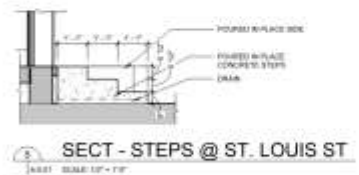

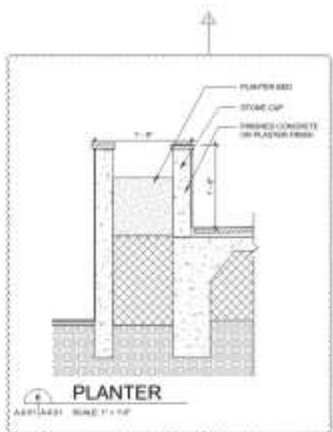


1026 St. Louis – Mechanical Alley – As-built Condition

VCC Architectural Committee

January 15, 2019





**1026 St. Louis Street Restaurant**  
Interior Renovation  
1026 St. Louis St  
New Orleans, LA  
TRAPOLIN + PEER ARCHITECTS

John B. B...  
201 Rampart Street  
New Orleans, LA 70113  
(504) 278-5000

Talwater Constructors  
211 Tarr Dr.  
Baton Rouge, LA 70808  
(800) 224-4632



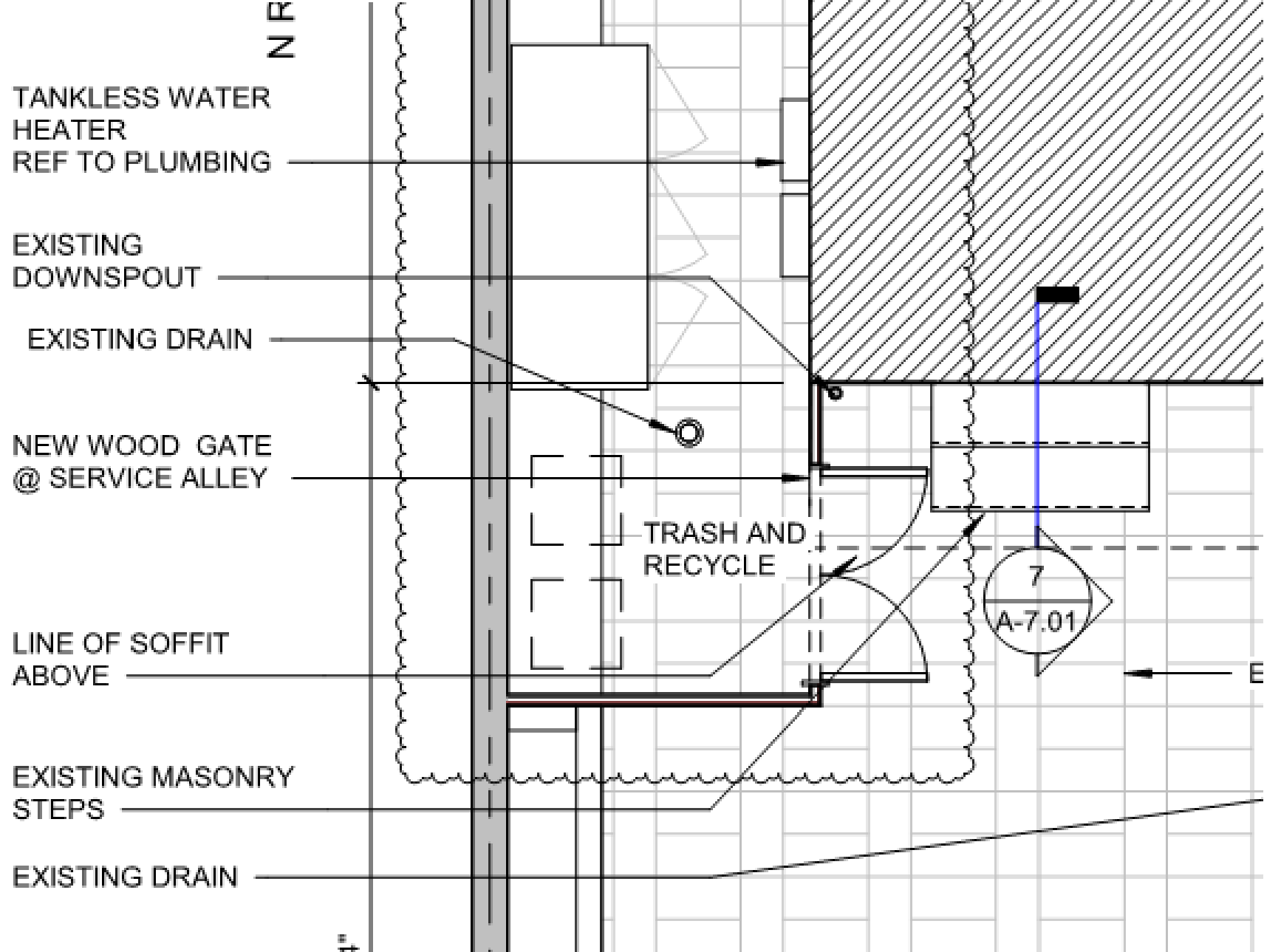
1	Revision 2	11/20/18
2	Revision 1	12/21/18

Project No.	CH18076
Scale	as shown
Sheet No.	01
Date	08/22/18

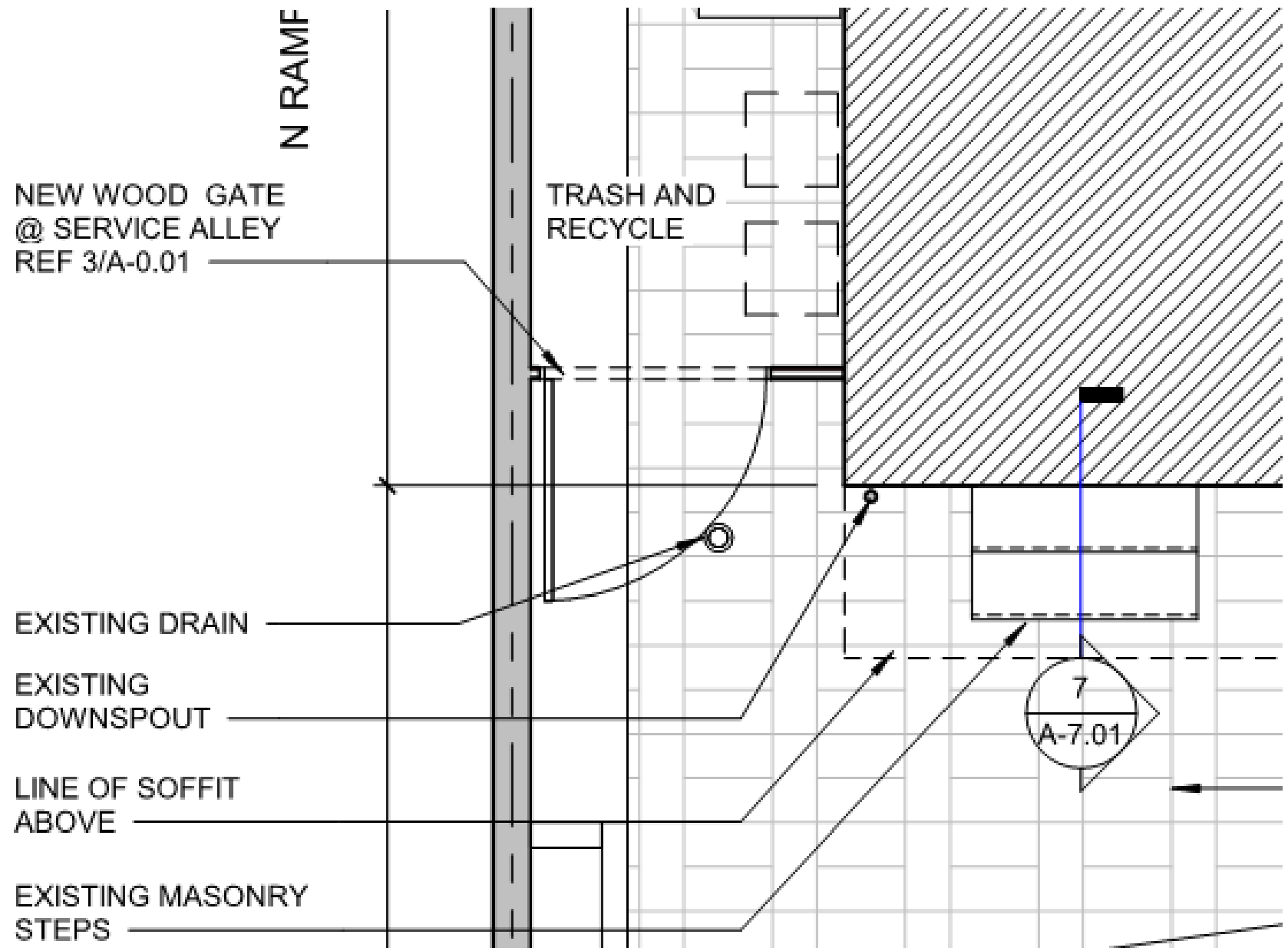
**SITE PLAN**

A-0.01






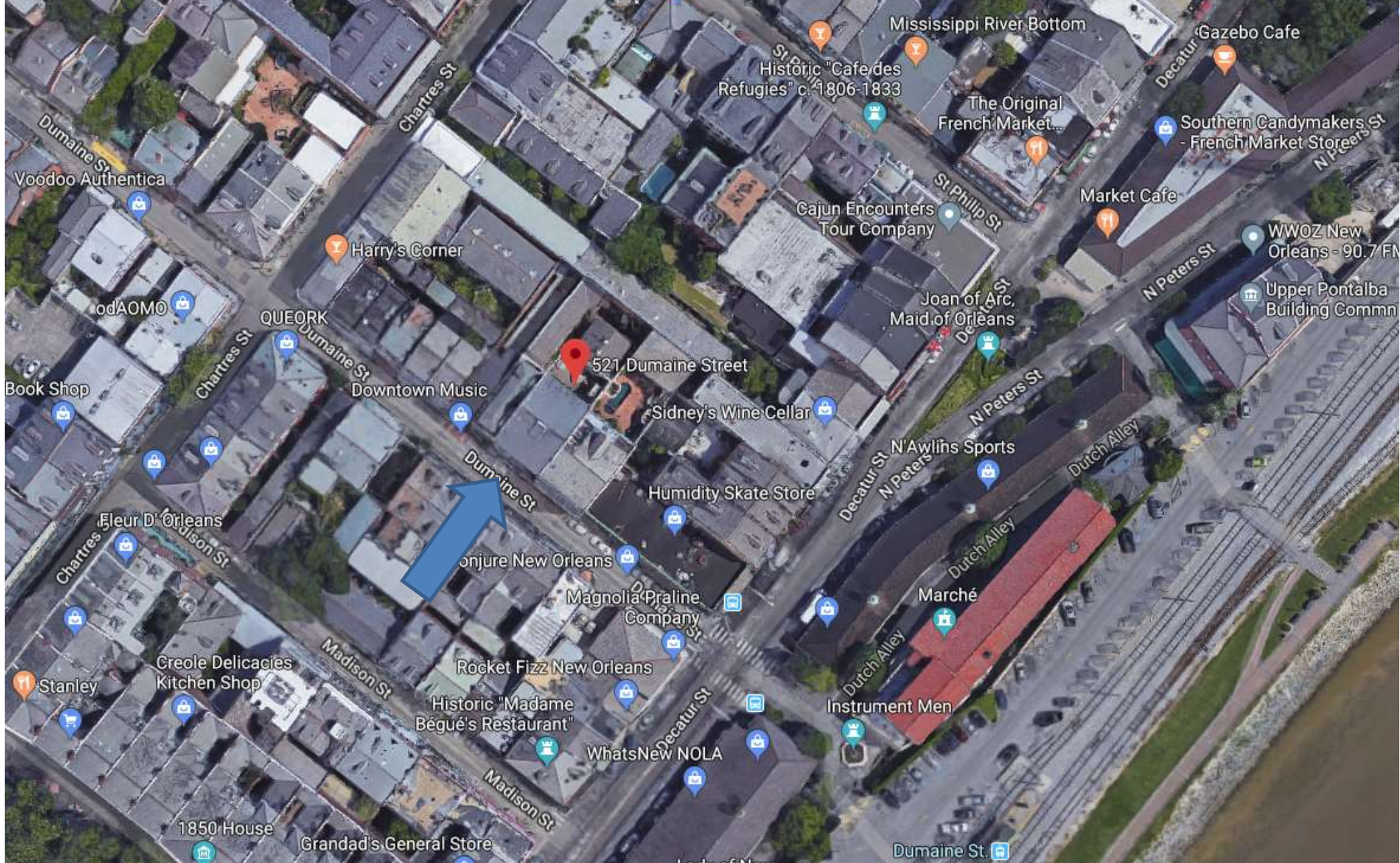








**521 Dumaine**



521 Dumaine

VCC Architectural Committee

January 15, 2019





521 Dumaine

VCC Architectural Committee

January 15, 2019





521 Dumaine

VCC Architectural Committee

January 15, 2019





521 Dumaine

VCC Architectural Committee

January 15, 2019





521 Dumaine

VCC Architectural Committee

January 15, 2019





521 Dumaine

VCC Architectural Committee

January 15, 2019





521 Dumaine

VCC Architectural Committee

January 15, 2019







521 Dumaine

VCC Architectural Committee

January 15, 2019






521 Dumaine

VCC Architectural Committee

January 15, 2019





521 Dumaine

VCC Architectural Committee

January 15, 2019






521 Dumaine

VCC Architectural Committee

January 15, 2019





521 Dumaine

VCC Architectural Committee


01 10 2019

January 15, 2019





**308 N Rampart**



308 N Rampart

VCC Architectural Committee

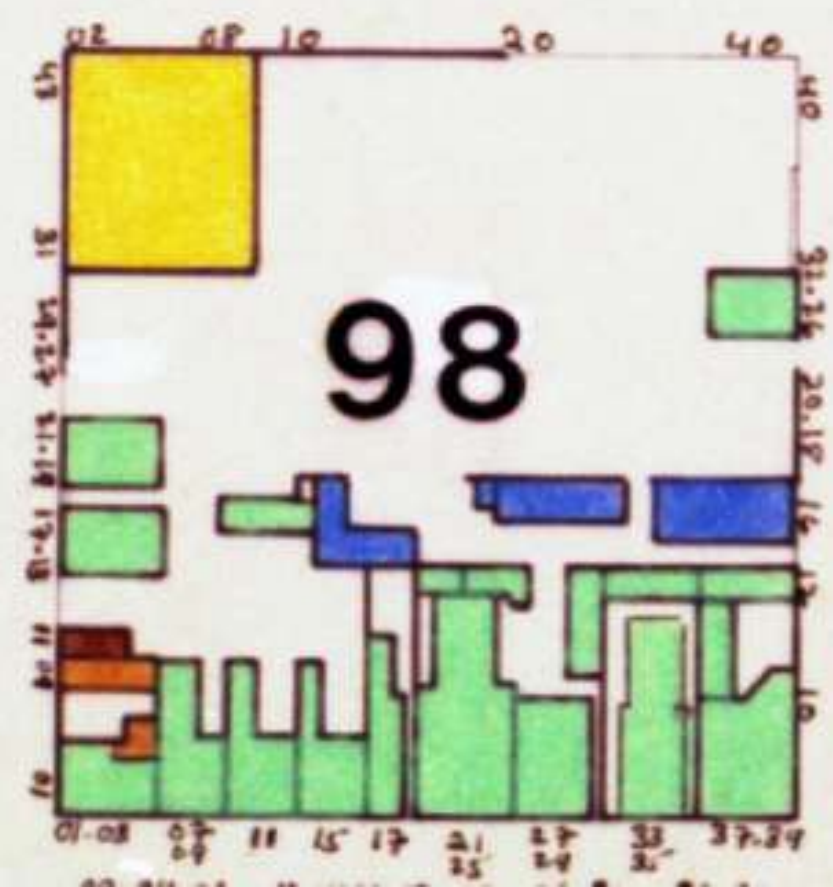
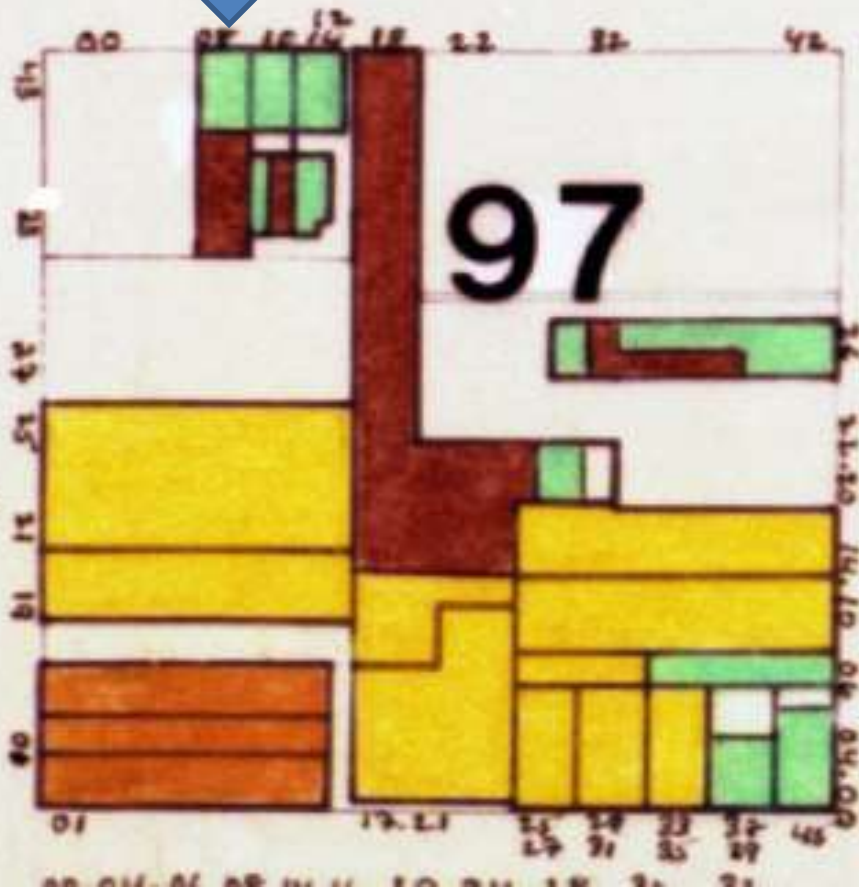
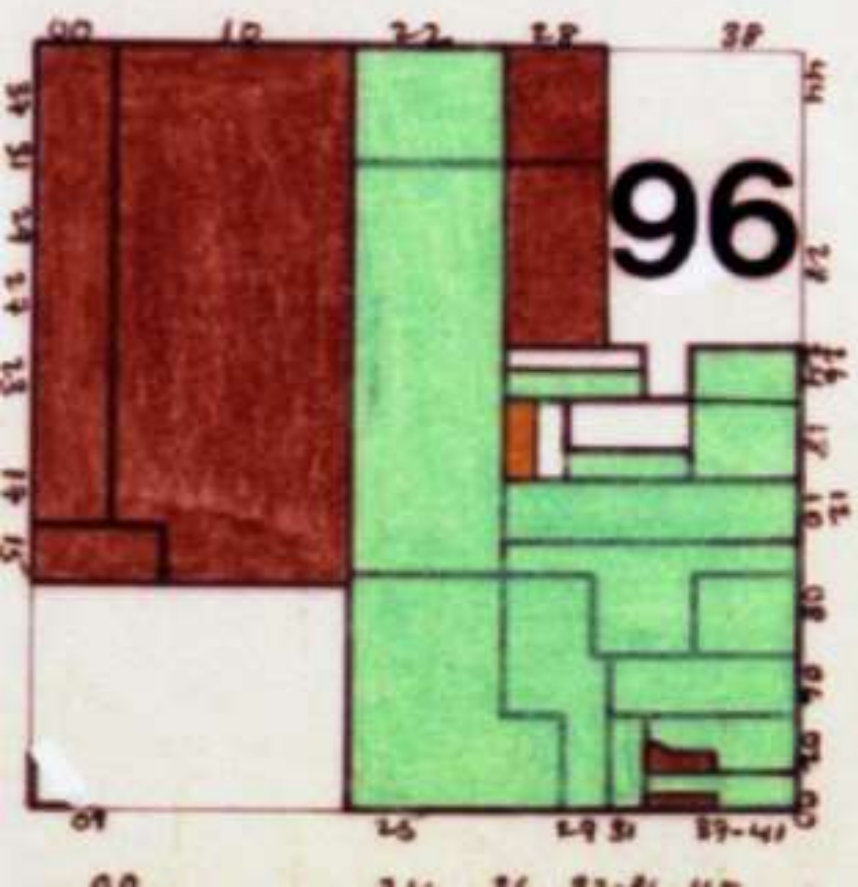
January 15, 2019



2

3

4







308-314 N Rampart - 1964

VCC Architectural Committee

January 15, 2019





308 N Rampart

VCC Architectural Committee

January 15, 2019





308 N Rampart

VCC Architectural Committee

January 15, 2019





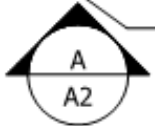
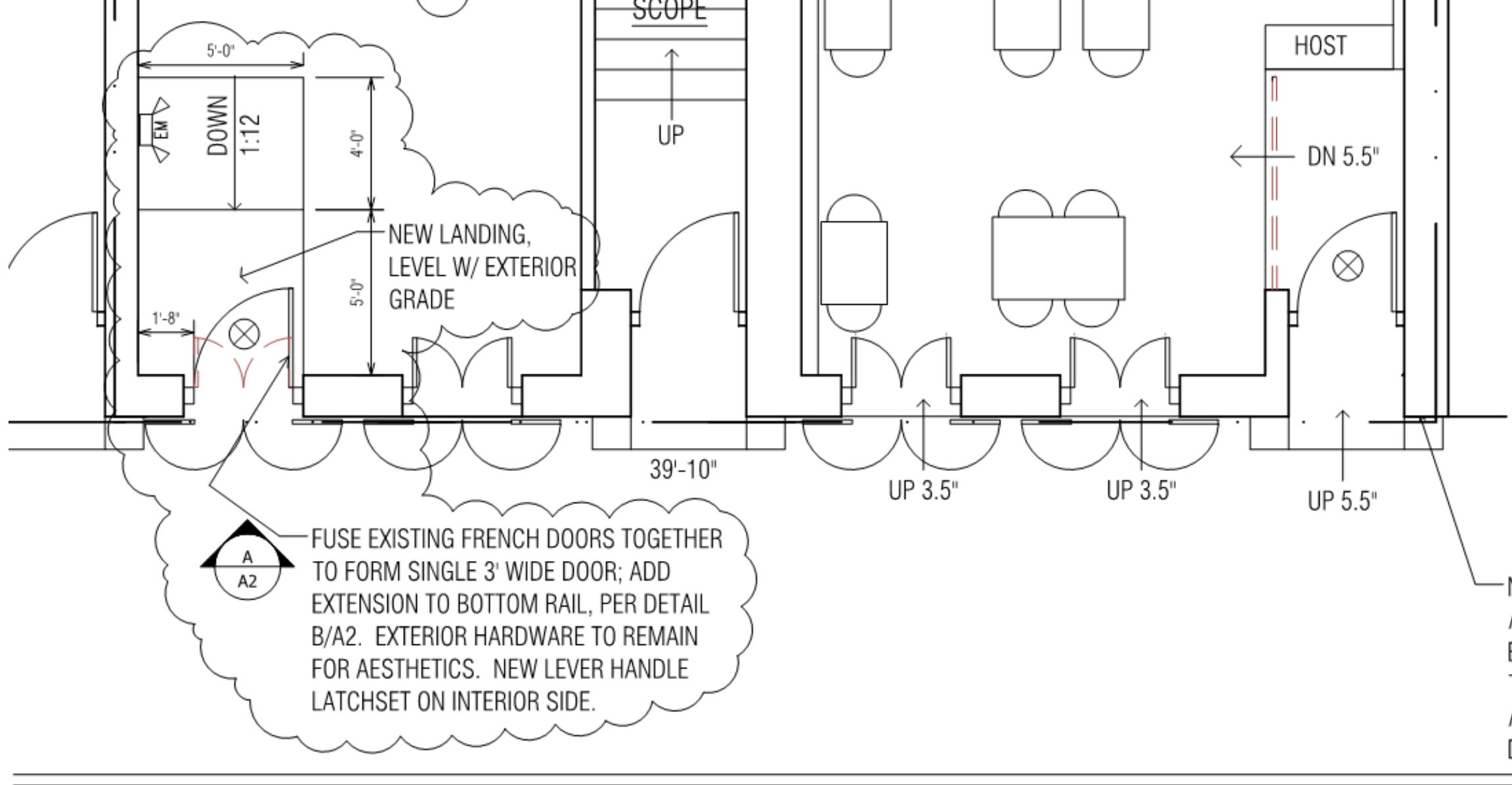
308 N Rampart

VCC Architectural Committee

January 15, 2019



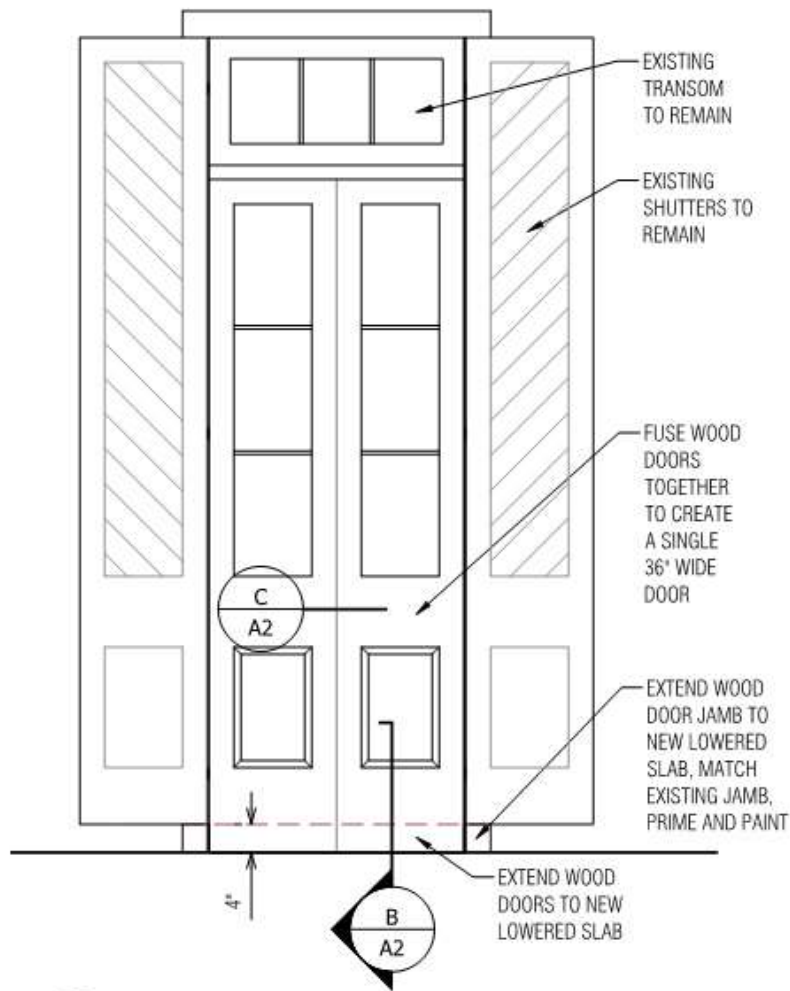




FUSE EXISTING FRENCH DOORS TOGETHER TO FORM SINGLE 3' WIDE DOOR; ADD EXTENSION TO BOTTOM RAIL, PER DETAIL B/A2. EXTERIOR HARDWARE TO REMAIN FOR AESTHETICS. NEW LEVER HANDLE LATCHSET ON INTERIOR SIDE.

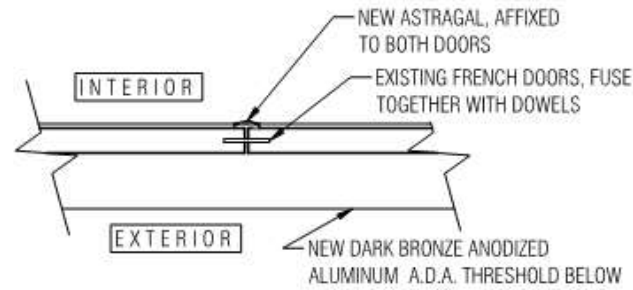
N. RAMPART ST.



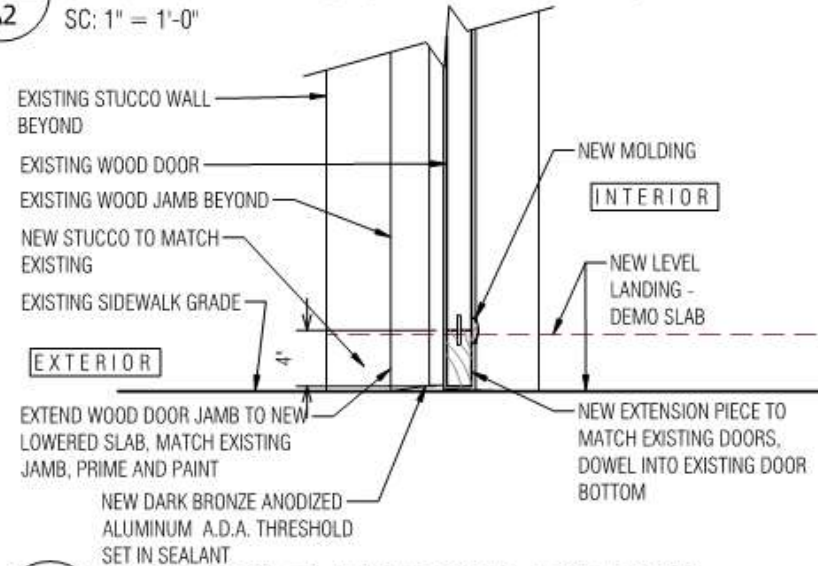


**A**  
A2 ELEVATION OF MODIFIED DOORS  
SC: 1/2" = 1'-0"

**PALM & PINE RESTAURANT**  
308 NORTH RAMPART STREET  
NEW ORLEANS, LA 70116  
1.8.2019 SHEET A2



**C**  
A2 SECTION THRU CENTER STILES  
SC: 1" = 1'-0"



**B**  
A2 SECTION THRU DOOR BOTTOM  
SC: 1" = 1'-0"




**LKH Architects**  
A Professional Architectural Corporation  
6238 Argonne Boulevard  
New Orleans Louisiana 70124  
504.485.5870 harmon@lkharchitects.com



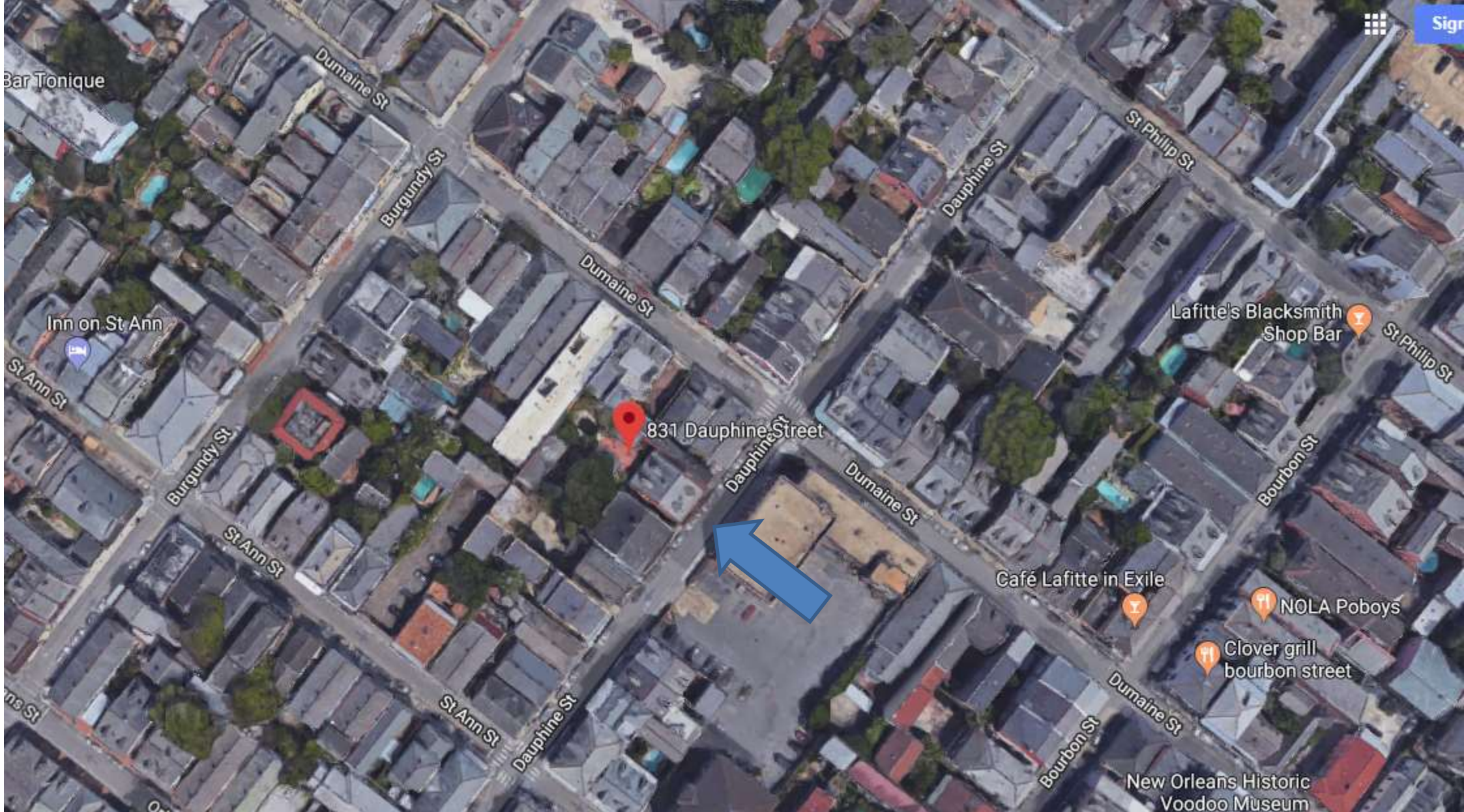
The seal of the Vieux Carre Commission is an oval emblem. It features a central figure of a person standing on a decorative base, flanked by two columns. The text "VIEUX CARRE COMMISSION" is inscribed along the top inner edge of the oval, and "ESTABLISHED 1936" is inscribed along the bottom inner edge. The seal is rendered in a light gray, semi-transparent style.

# Appeals and Violations





**831 Dauphine**



831 Dauphine

VCC Architectural Committee

January 15, 2019





831 Dauphine

VCC Architectural Committee

January 15, 2019





831 Dauphine

VCC Architectural Committee

March 13, 2018





831 Dauphine

VCC Architectural Committee

March 13, 2018





831 Dauphine

VCC Architectural Committee

March 13, 2018





831 Dauphine

Vieux Carré Commission

October 3, 2018





831 Dauphine

Vieux Carré Commission

October 3, 2018







831 Dauphine

Vieux Carré Commission

October 3, 2018





831 Dauphine - 2005

Vieux Carré Commission

October 3, 2018





831 Dauphine - 2008

Vieux Carré Commission

October 3, 2018





831 Dauphine - 2008



FRONT NEW 6" 1/2 ROUND COTTON 4" x 4"



REAR SIDE

NOTE REMOVE STREET METAL  
+ PAVEMENT ALL NEW  
831 DAUPHINE ST.

RECEIVED  
JUL 21 2008



831 Dauphine - 2012

Vieux Carré Commission

October 3, 2018





831 Dauphine

VCC Architectural Committee

November 13, 2018





831 Dauphine

VCC Architectural Committee

November 13, 2018







831 Dauphine

VCC Architectural Committee

November 13, 2018





831 Dauphine

VCC Architectural Committee

November 13, 2018





831 Dauphine

VCC Architectural Committee

November 13, 2018





831 Dauphine

VCC Architectural Committee

November 13, 2018





831 Dauphine

VCC Architectural Committee

November 13, 2018





831 Dauphine

VCC Architectural Committee

November 13, 2018





831 Dauphine

VCC Architectural Committee

November 13, 2018





831 Dauphine

VCC Architectural Committee

November 13, 2018







831 Dauphine – current

VCC Architectural Committee

November 13, 2018





831 Dauphine – current

VCC Architectural Committee

November 13, 2018






831 Dauphine – current  
VCC Architectural Committee

November 13, 2018





831 Dauphine – current

VCC Architectural Committee

November 13, 2018





831 Dauphine – current

VCC Architectural Committee

November 13, 2018






831 Dauphine – current

VCC Architectural Committee

November 13, 2018





**700 Bourbon**



700 Bourbon





700 Bourbon



700 Bourbon



700 Bourbon



700 Bourbon

VCC Architectural Committee

January 14, 2019





700 Bourbon

VCC Architectural Committee

January 14, 2019






700 Bourbon

VCC Architectural Committee

January 14, 2019





**706-08 Bourbon**







708 Bourbon

VCC Architectural Committee

January 14, 2019





708 Bourbon

VCC Architectural Committee

January 14, 2019






708 Bourbon

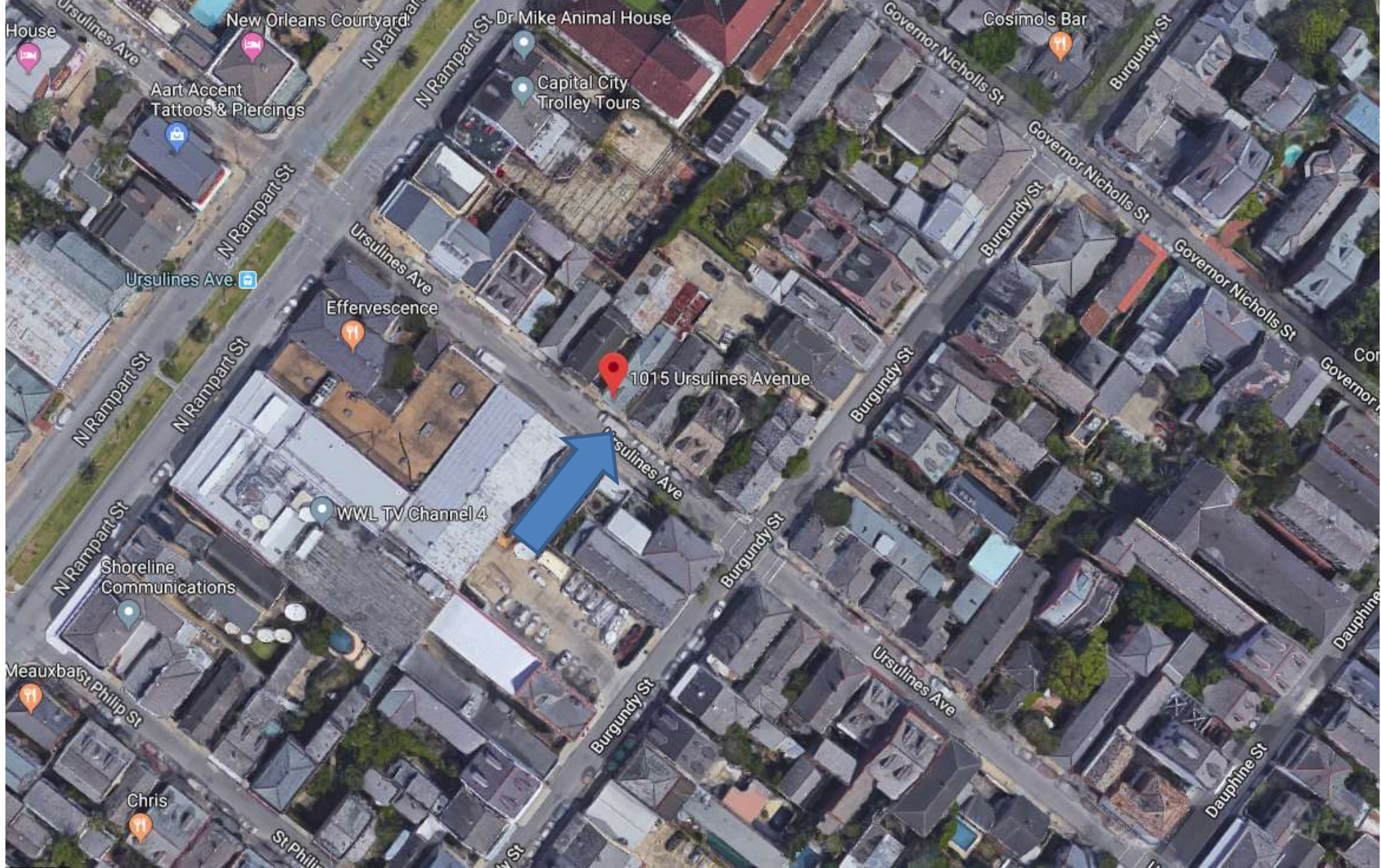
VCC Architectural Committee

January 14, 2019





**1015 Ursulines**



## 1015 Ursulines

Vieux Carré Commission

January 9<sup>th</sup>, 2019





## 1015 Ursulines

Vieux Carré Commission

January 9<sup>th</sup>, 2019





1015 Ursulines

Vieux Carré Commission

January 9<sup>th</sup>, 2019





## 1015 Ursulines

Vieux Carré Commission

January 9<sup>th</sup>, 2019








1015 Ursulines

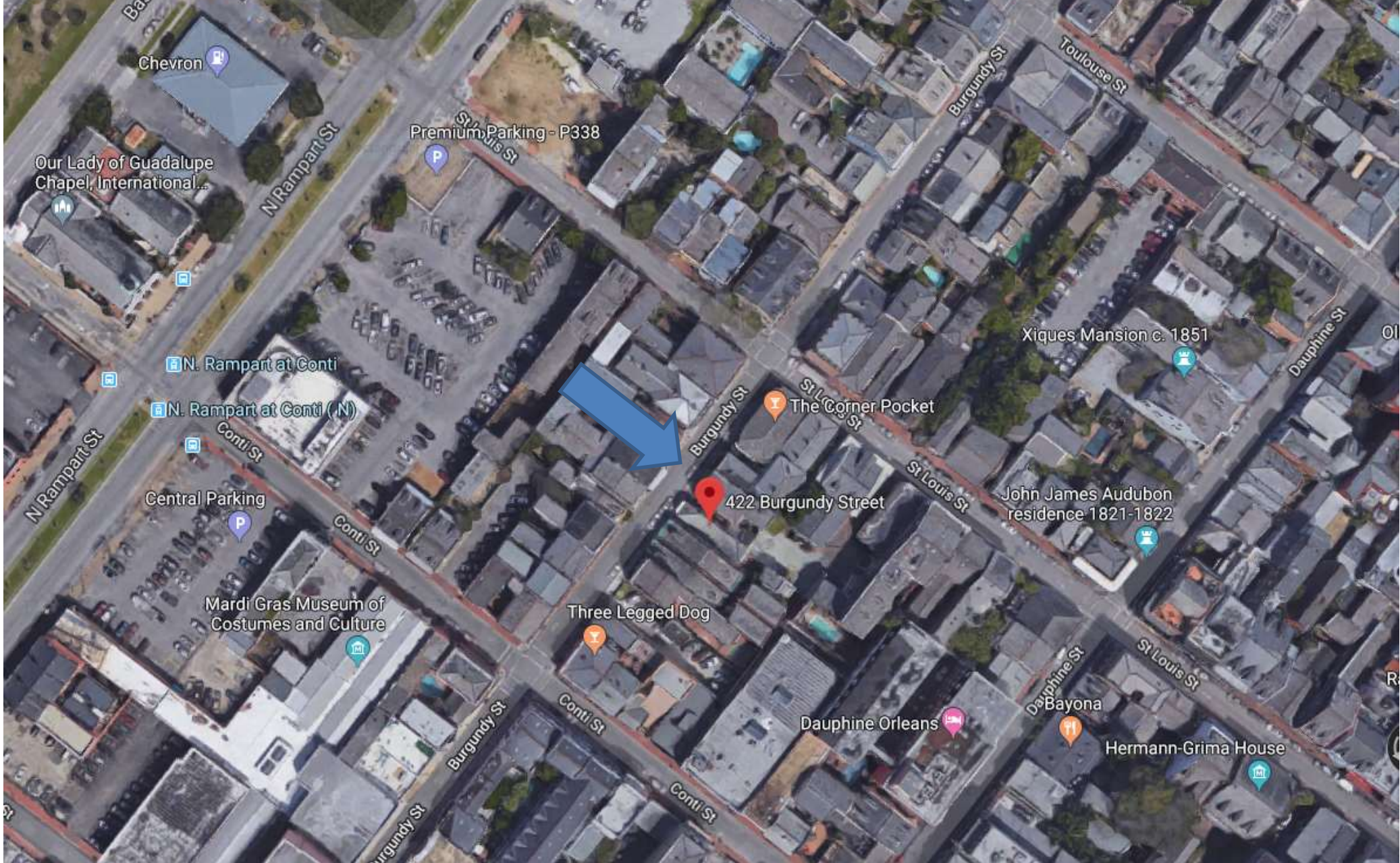
Vieux Carré Commission

January 9<sup>th</sup>, 2019





**422 Burgundy**



422 Burgundy

VCC Architectural Committee

January 15, 2019





422 Burgundy

VCC Architectural Committee

January 15, 2019





422 Burgundy

VCC Architectural Committee

January 15, 2019





422 Burgundy

VCC Architectural Committee

January 15, 2019





422 Burgundy - 2008

VCC Architectural Committee

January 15, 2019





422 Burgundy – Existing Conditions

VCC Architectural Committee

January 15, 2019







422 Burgundy – Existing Conditions

VCC Architectural Committee

January 15, 2019






422 Burgundy – Existing Conditions

VCC Architectural Committee

January 15, 2019





**1114 Burgundy**



1114 Burgundy

VCC Architectural Committee

December 11, 2018





1114 Burgundy

VCC Architectural Committee

December 11, 2018





1114 Burgundy

VCC Architectural Committee

December 11, 2018





1114 Burgundy

VCC Architectural Committee

December 11, 2018





1114 Burgundy

VCC Architectural Committee

December 11, 2018







1114 Burgundy

VCC Architectural Committee

December 11, 2018





1114 Burgundy

VCC Architectural Committee

December 11, 2018



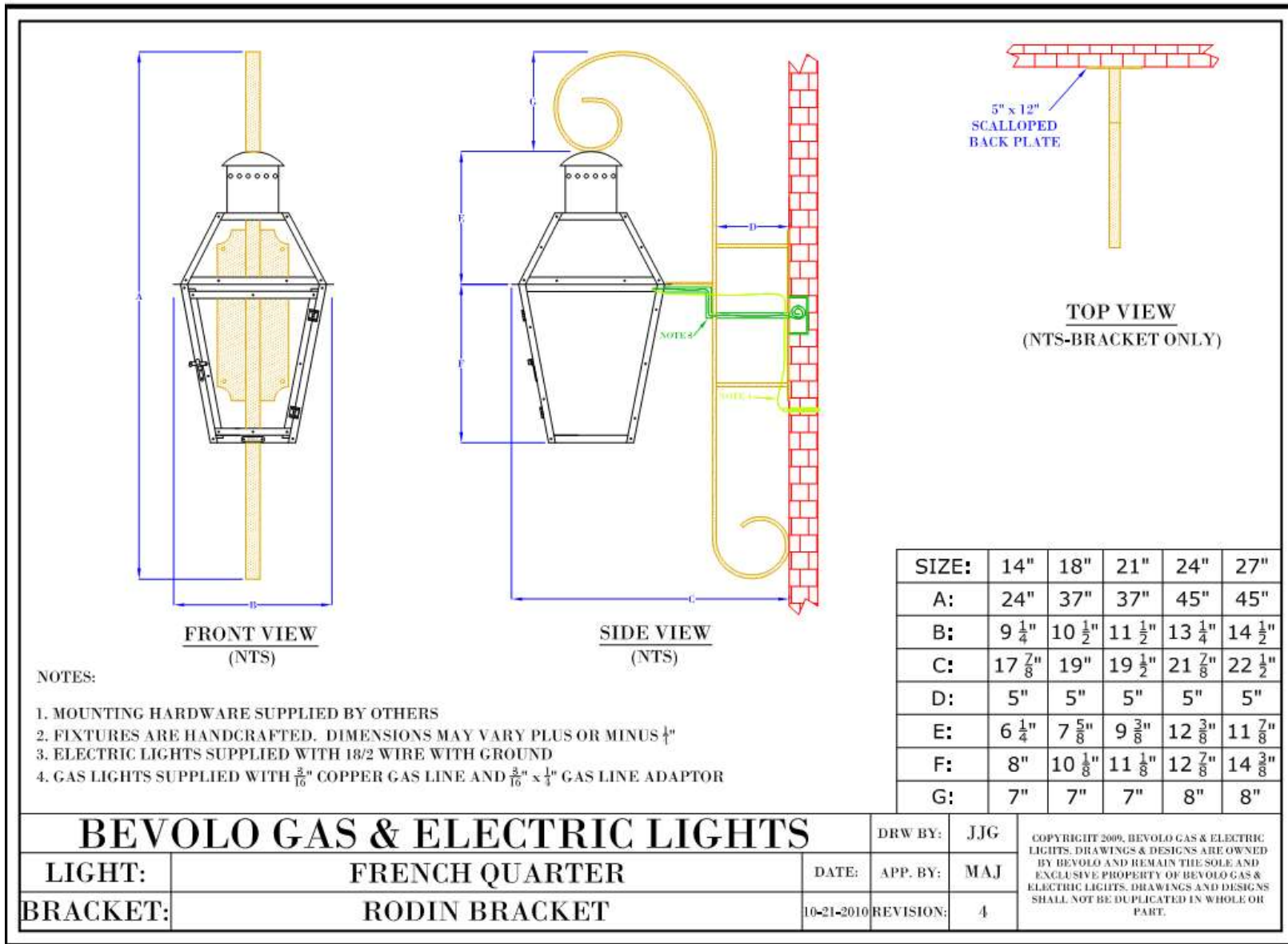


1114 Burgundy

VCC Architectural Committee

December 11, 2018





### SPECIFICATIONS

These installation instructions are designed for use by qualified personnel only, trained especially for installation of this type of heating equipment and related components. Some states require installation and repair by licensed personnel. If this applies in your state, be sure your contractor bears the appropriate license. See Figure 2 for Outdoor and Indoor Installations.

DIMENSIONS IN INCHES

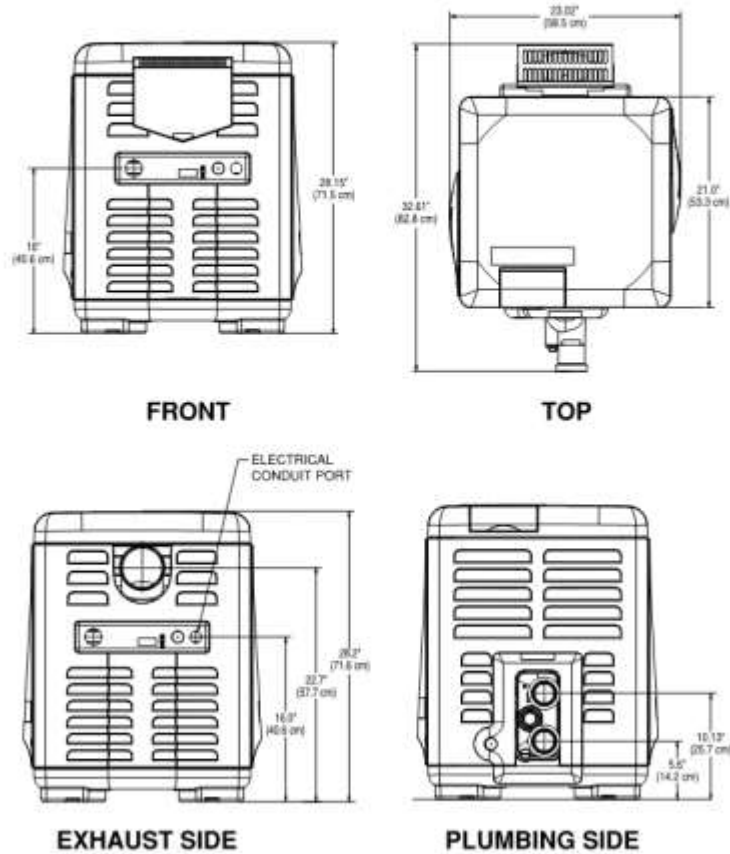
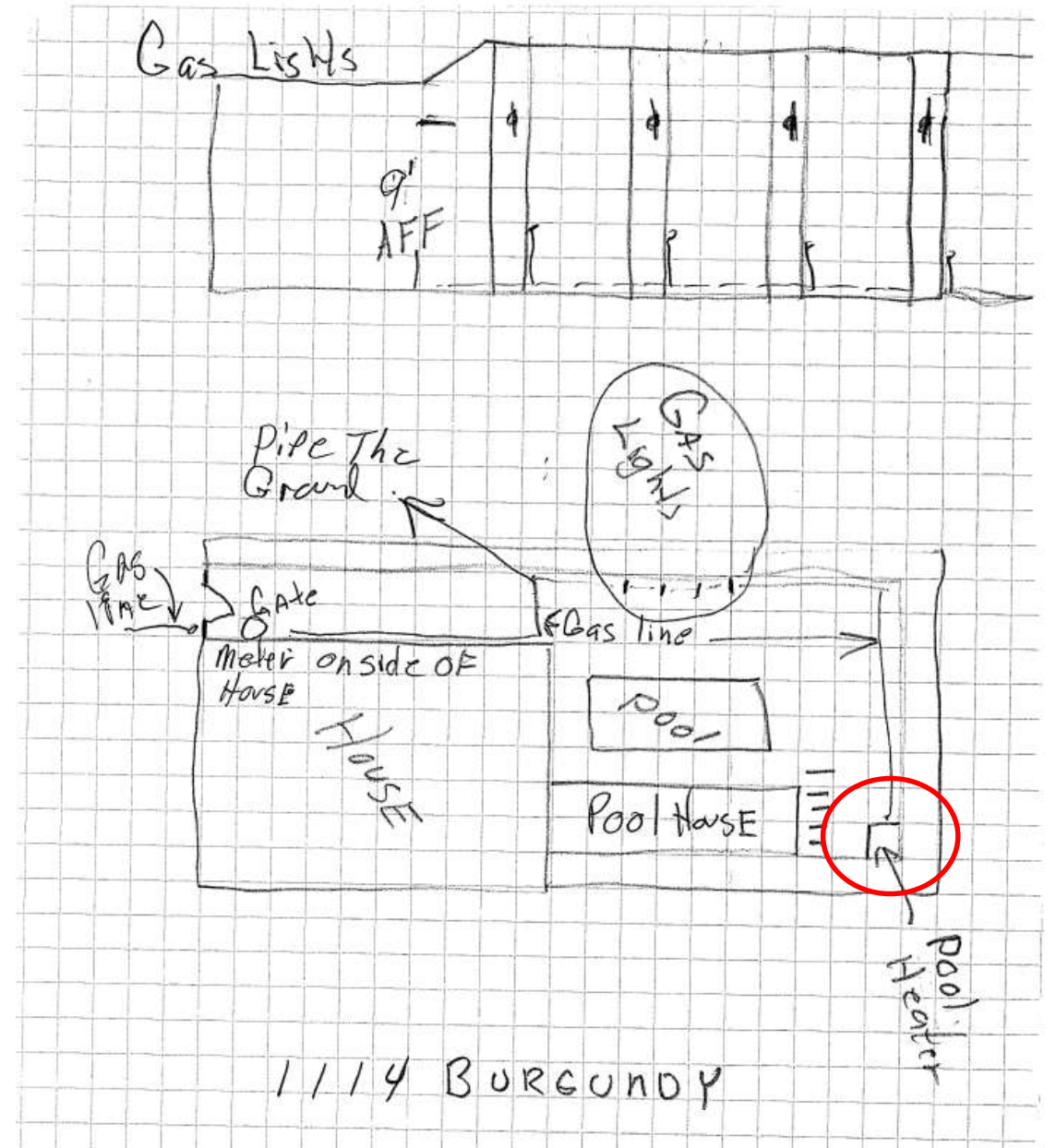


Figure 2.

Rev. N 10/2018

MASTERTEMP Pool and Spa Heater Installation and User's Guide



1114 Burgundy

VCC Architectural Committee

December 11, 2018





1114 Burgundy

VCC Architectural Committee

December 11, 2018





**733 Iberville**



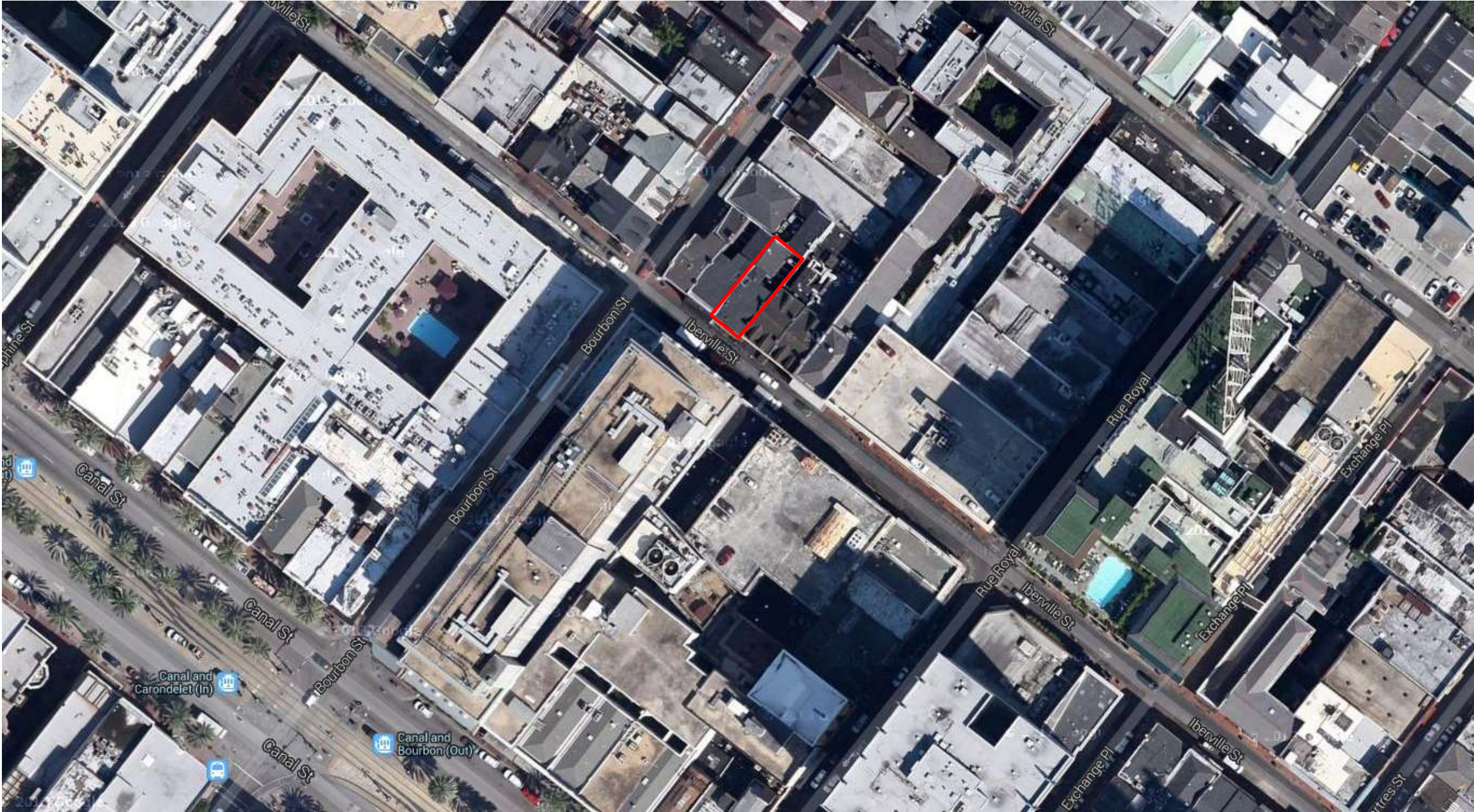
733-35 Iberville

VCC Architectural Committee

December 11, 2018







733-35 Iberville

VCC Architectural Committee

December 11, 2018







733-35 Iberville, 1961

VCC Architectural Committee

December 11, 2018





733-35 Iberville, 2014  
VCC Architectural Committee

December 11, 2018





733-35 Iberville, 2014

VCC Architectural Committee

December 11, 2018





733-35 Iberville, 2014

VCC Architectural Committee

December 11, 2018





733-35 Iberville - 2015

VCC Architectural Committee

December 11, 2018





733-35 Iberville – 2016

VCC Architectural Committee

December 11, 2018







733-35 Iberville

VCC Architectural Committee

December 11, 2018





733-35 Iberville

VCC Architectural Committee

December 11, 2018





733-35 Iberville

VCC Architectural Committee

December 11, 2018





733-35 Iberville

VCC Architectural Committee

December 11, 2018





733-35 Iberville

VCC Architectural Committee

December 11, 2018





733-35 Iberville

VCC Architectural Committee

December 11, 2018





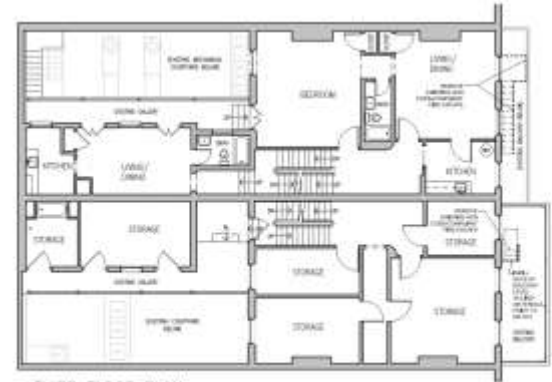
**IBERVILLE ST. ELEVATION**  
SCALE: 1/4" = 1'-0"

**GENERAL NOTES**

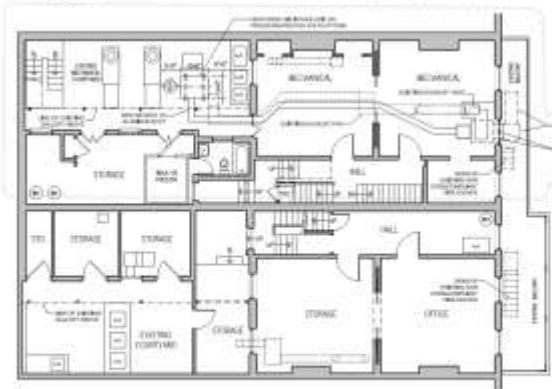
1. CONSULT THE LOCAL BUILDING DEPARTMENT AND CITY OF NEW ORLEANS, MISSISSIPPI, AND STATE OF LOUISIANA FOR THE LATEST CODES AND REGULATIONS.
2. VERIFY ALL DIMENSIONS AND MATERIALS WITH THE CONTRACTOR BEFORE CONSTRUCTION.
3. VERIFY ALL DIMENSIONS AND MATERIALS WITH THE CONTRACTOR BEFORE CONSTRUCTION.



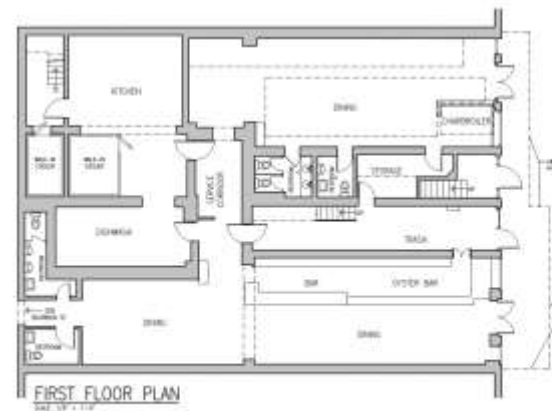
**SECOND FLOOR REFLECTED CEILING PLAN**  
SCALE: 1/4" = 1'-0"



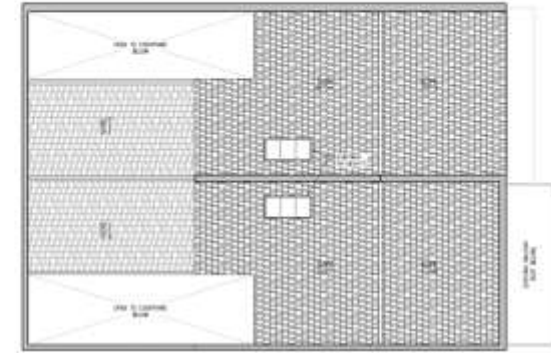
**THIRD FLOOR PLAN**  
SCALE: 1/4" = 1'-0"



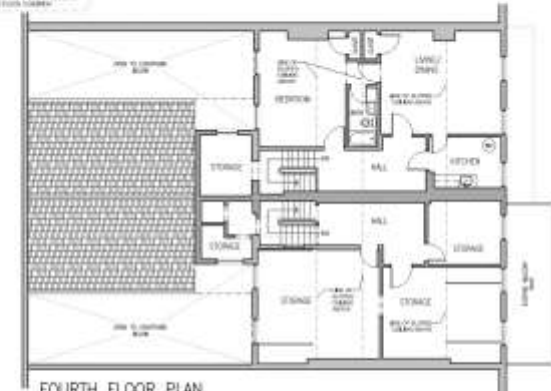
**SECOND FLOOR PLAN**  
SCALE: 1/4" = 1'-0"



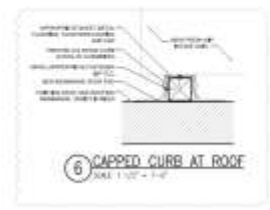
**FIRST FLOOR PLAN**  
SCALE: 1/4" = 1'-0"



**ROOF PLAN**  
SCALE: 1/4" = 1'-0"



**FOURTH FLOOR PLAN**  
SCALE: 1/4" = 1'-0"




**6 CAPPED CURB AT ROOF**  
SCALE: 1/4" = 1'-0"









**1016 St Ann**

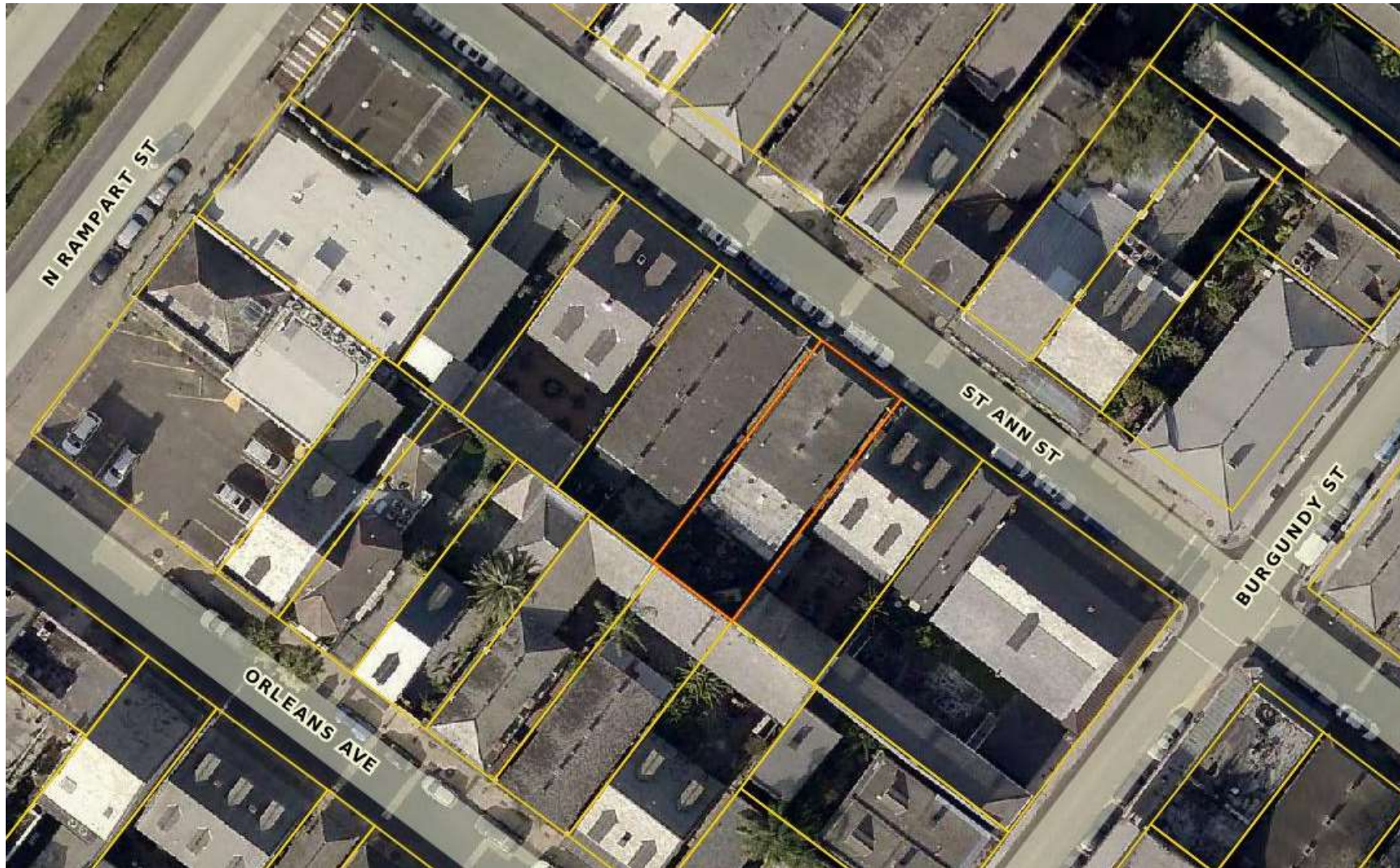


1016-18 St. Ann

VCC Architectural Committee

January 24, 2017





1016-18 St. Ann, 1964





1016-18 St. Ann, 1964



1016-18 St. Ann

VCC Architectural Committee

January 24, 2017





1016-18 St. Ann



1016-18 St. Ann

VCC Architectural Committee

January 24, 2017





1016-18 St. Ann - 2014  
VCC Architectural Committee



January 24, 2017







1016-18 St. Ann - 2014  
VCC Architectural Committee



January 24, 2017





1016-18 St. Ann

VCC Architectural Committee

January 24, 2017





1016-18 St. Ann

VCC Architectural Committee

January 24, 2017





1016-18 St. Ann

VCC Architectural Committee

January 24, 2017





1016-18 St. Ann

VCC Architectural Committee

January 24, 2017





Schlage BE479CAM716 Camelot Smart Deadbolt w/Georgian Knob in Aged Bronze





Kwikset / Kevo 925 KEVO 2 Bluetooth  
Enabled Deadbolt / Single Cylinder -  
SmartKey / Venetian Bronze / 925 KEVO 2  
DB 11P SMT



Kwikset / Chelsea Handleset / Handle /  
Venetian Bronze / 815CE 11P