



Vieux Carré Commission Meeting

Thursday, August 5, 2021



Review of Minutes




Chairman's Report



Director's Report



New Business

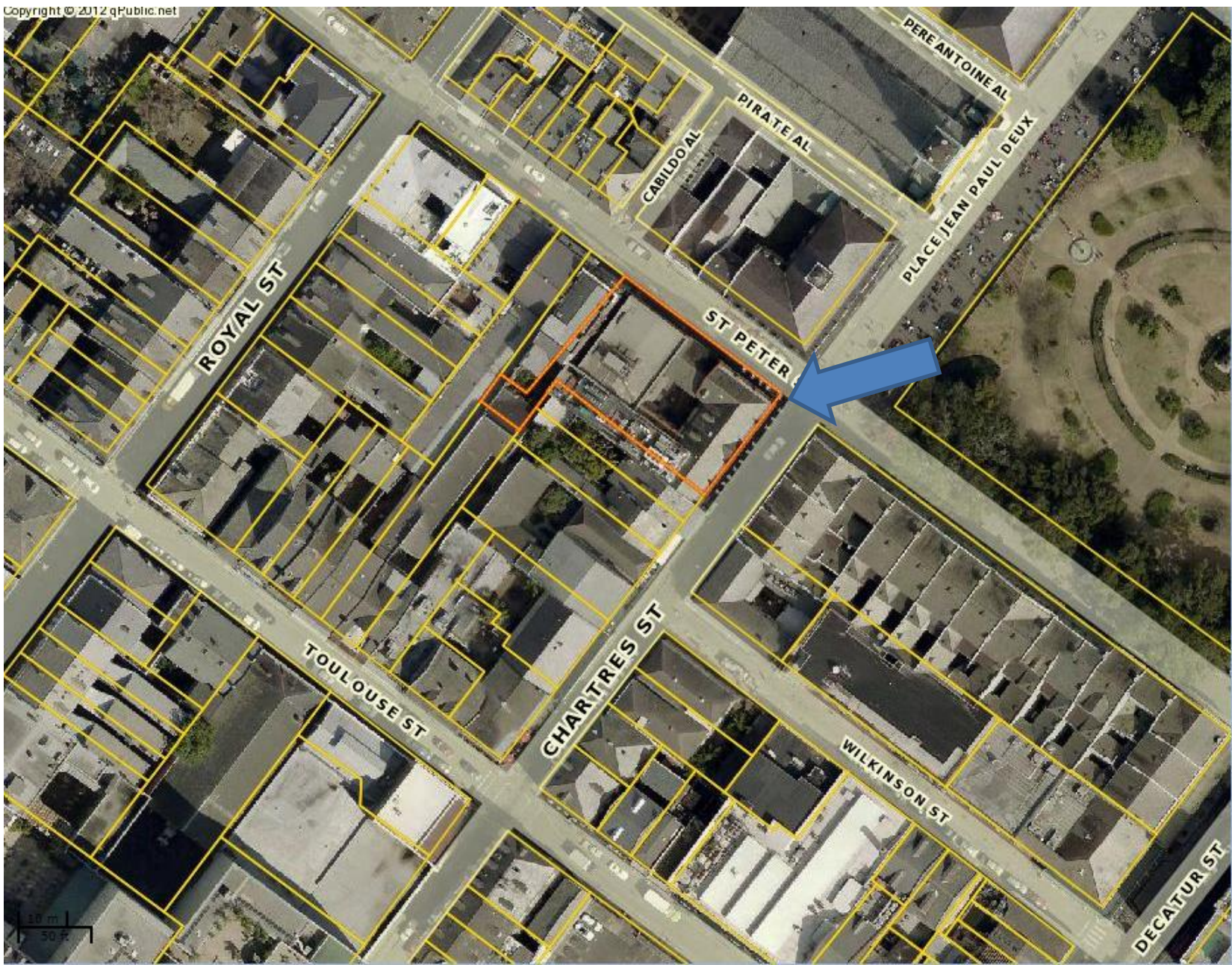


616 St Peter



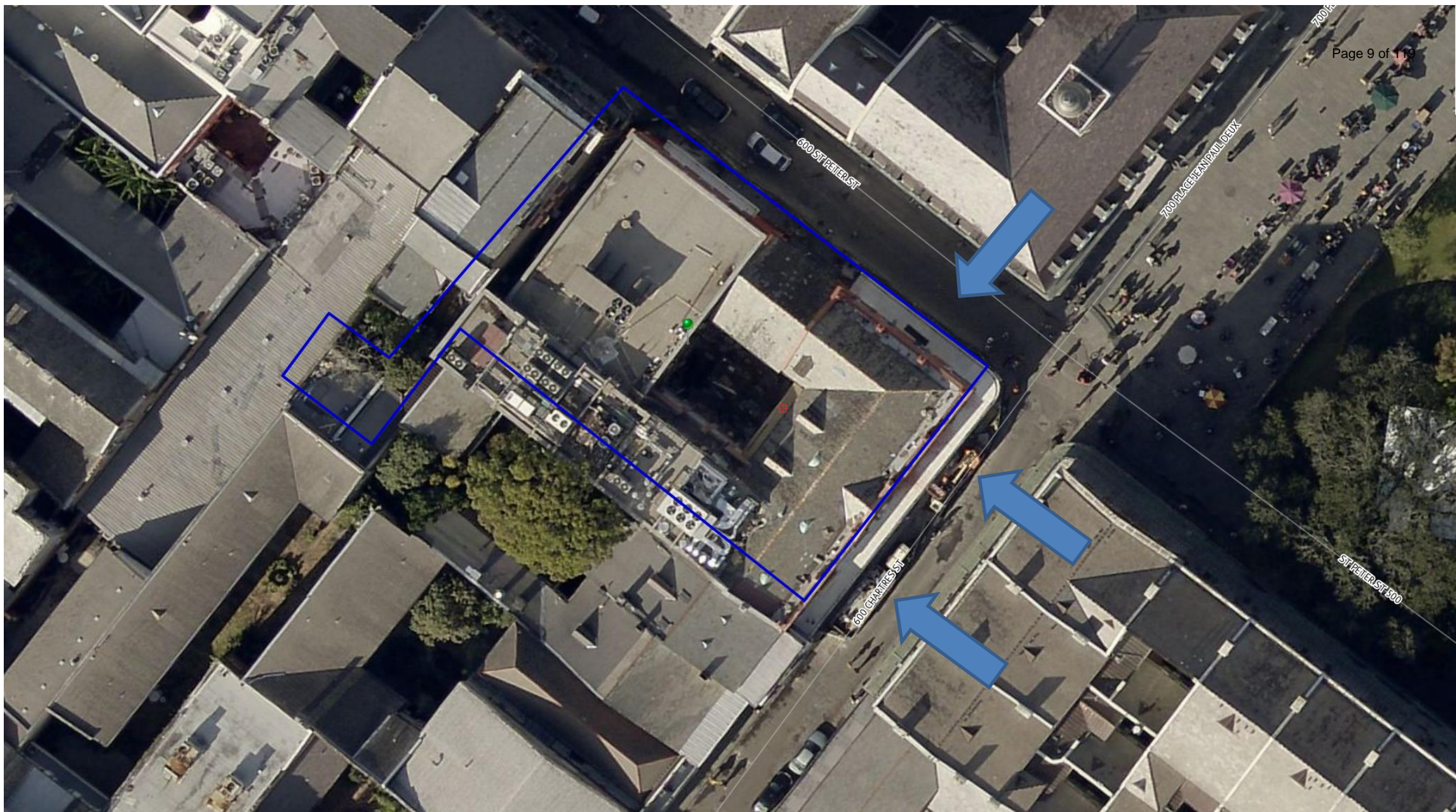
616 St. Peter





616 St. Peter






616 St. Peter

Vieux Carré Commission

July 21, 2021





616 St. Peter, 1872

Vieux Carré Commission

July 21, 2021





616 St. Peter - 1885

Vieux Carré Commission

July 21, 2021





616 St. Peter, circa 1900

Vieux Carré Commission

July 21, 2021





616 St. Peter – 1940

Vieux Carré Commission

July 21, 2021





616 St. Peter – 1930

Vieux Carré Commission

July 21, 2021





616 St. Peter – 1960

Vieux Carré Commission

July 21, 2021





616 St. Peter, 1962

Vieux Carré Commission

July 21, 2021





616 St. Peter, 1963

Vieux Carré Commission

July 21, 2021





616 St. Peter, 1964
Vieux Carré Commission

July 21, 2021





616 St. Peter

Vieux Carré Commission

July 21, 2021





616 St. Peter

Vieux Carré Commission

July 21, 2021





616 St. Peter

Vieux Carré Commission

July 21, 2021





616 St. Peter

Vieux Carré Commission

July 21, 2021





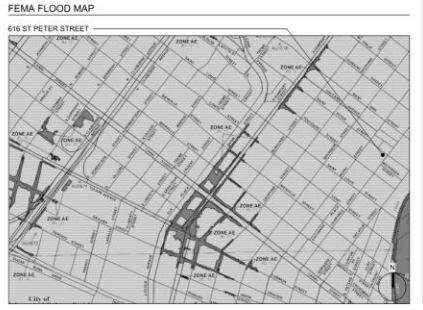

616 St. Peter

Vieux Carré Commission

July 21, 2021



PHOTOS OF EXISTING CONDITIONS



PROJECT DATA

PROJECT DESCRIPTION
ADDITION OF AWNING TO COVER EXISTING BALCONY. RELOCATION OF EXISTING COLUMNS ALONG CHARTRES STREET. MINOR REPAIR TO EXISTING HISTORIC RAILING.

PROJECT ADDRESS
TABLEAU RESTAURANT
616 ST PETER STREET
NEW ORLEANS, LA 70116

PROPERTY INFORMATION
GEOPN: 4102340
TAX BILL ID: 2207191227
LOT: 1
BLOCK: 43
PARID: 616-STPETERSTR
COGNACS DISTRICT: B
FLOOD ZONE: X PROTECTED BY LEVEE
EFFECTIVE FIRM: 8.26.2016
FIRM PANEL ID: 22071C0229F

ZONING INFORMATION
ZONING DISTRICT: VCC-2
ZONING DESCRIPTION: VIEUX CARRÉ COMMERCIAL DISTRICT
HISTORIC DISTRICT: VIEUX CARRÉ
JURISDICTION: VCC (FULL)

BUILDING INFORMATION
OCCUPANCY CLASSIFICATION: ASSEMBLY A-2 (RESTAURANT, BIC 303.1)
OCCUPANCY CATEGORY: II (BIC TABLE 104.5)
CONSTRUCTION TYPE: II-B (BIC 602.3, TABLE 601)
NUMBER OF FLOORS: 2
FIRE SUPPRESSION: FULL SPRINKLERED WITH ELECTRONICALLY SUPERVISED SPRINKLER SYSTEM
NOTE: NFPA 13.5.15.7.2 - SPRINKLERS SHALL BE PERMITTED TO BE OMITTED WHERE THE EXTERIOR PROJECTIONS ARE CONSTRUCTED WITH MATERIALS THAT ARE NON-COMBUSTIBLE, LIMITED-COMBUSTIBLE OR FIRE-RETARDANT TREATED WOOD AS DEFINED IN NFPA 101.

GOVERNING CODES

BUILDING CODE 2015 OF LOUISIANA
MECHANICAL CODE 2015 OF LOUISIANA
PLUMBING CODE 2015 OF LOUISIANA
NFPA
2015 ADA STANDARDS

GOVERNING AGENCIES

NEW ORLEANS SAFETY & PERMITS
1300 PERDIDO STREET
7TH FLOOR
NEW ORLEANS, LA 70112
504.656.7100

VIEUX CARRÉ COMMISSION
1300 PERDIDO STREET
7TH FLOOR
NEW ORLEANS, LA 70112
504.656.7100

PROJECT TEAM

OWNER
DICKIE BRENNAN & CO
805 CANAL STREET
NEW ORLEANS, LA 70130

ARCHITECT
TRAPOLIN PEER ARCHITECTS
895 TONHOUPOLAS STREET
NEW ORLEANS, LA 70130
504.523.2772

GENERAL CONTRACTOR
RYAN GOOTTEE GENERAL CONTRACTORS
1120 RIDGEWOOD DRIVE
METAIRIE, LA 70001

DESIGN CRITERIA

CLIMATIC AND GEOGRAPHIC - INTERNATIONAL BUILDING CODE (IBC) 2015

DESCRIPTION	CODE-PREScribed DESIGN VALUE
BASIC WIND SPEEDS	120 VMFH (54 MS)
WIND DESIGN REQUIRED	YES
WIND-BORNE DEBRIS REGION	WIND ZONE 3
PERCENT WINTER DESIGN TEMPERATURE	40°
SEISMIC CLASS, RISK CATEGORY	A - SDS≤ 0.175
WEATHERING (CONCRETE)	NEGIGIBLE
TERMITE INFESTATION PROBABILITY	VERY HIGH
GROUND SNOW LOADS	NONE - ZERO
BALCONIES (EXTERIOR) AND DECKS	100 PSF
ROOF LIVE LOAD	20 PSF

SHEET LIST

NUMBER	NAME
A-0.01	REGULATORY NOTES
A-0.05	GENERAL NOTES
A-0.07	SPECIFICATIONS
A-0.10	SITE SURVEY
A-2.00	FLOOR PLANS - DEMOLITION
A-2.01	FLOOR PLANS - CONSTRUCTION
A-2.02	FLOOR PLANS - REFLECTED CEILING
E-1.00	BUILDING ELEVATIONS & SECTIONS
E-1.01	WALL SECTIONS & EXTERIOR DETAILS
E-2.00	STRUCTURAL DETAILS



**TABLEAU AWNING
EXTERIOR AWNING ADDITION
616 ST. PETER STREET, NEW ORLEANS, LA 70116**

TRAPOLIN • PEER ARCHITECTS
A PROFESSIONAL CORPORATION | 805 CANAL STREET, LA 70130 | T: 504.523.2772 | F: 504.523.3461 | WWW.TRAPOLINPEER.COM

DICKIE BRENNAN & CO
805 CANAL STREET
NEW ORLEANS, LA 70130

RYAN GOOTTEE GENERAL CONTRACTORS
1120 RIDGEWOOD DRIVE
METAIRIE, LA 70001



REVISIONS

NO.	DESCRIPTION	DATE
1	VCC	07.02.2019

INTRODUCED DATA

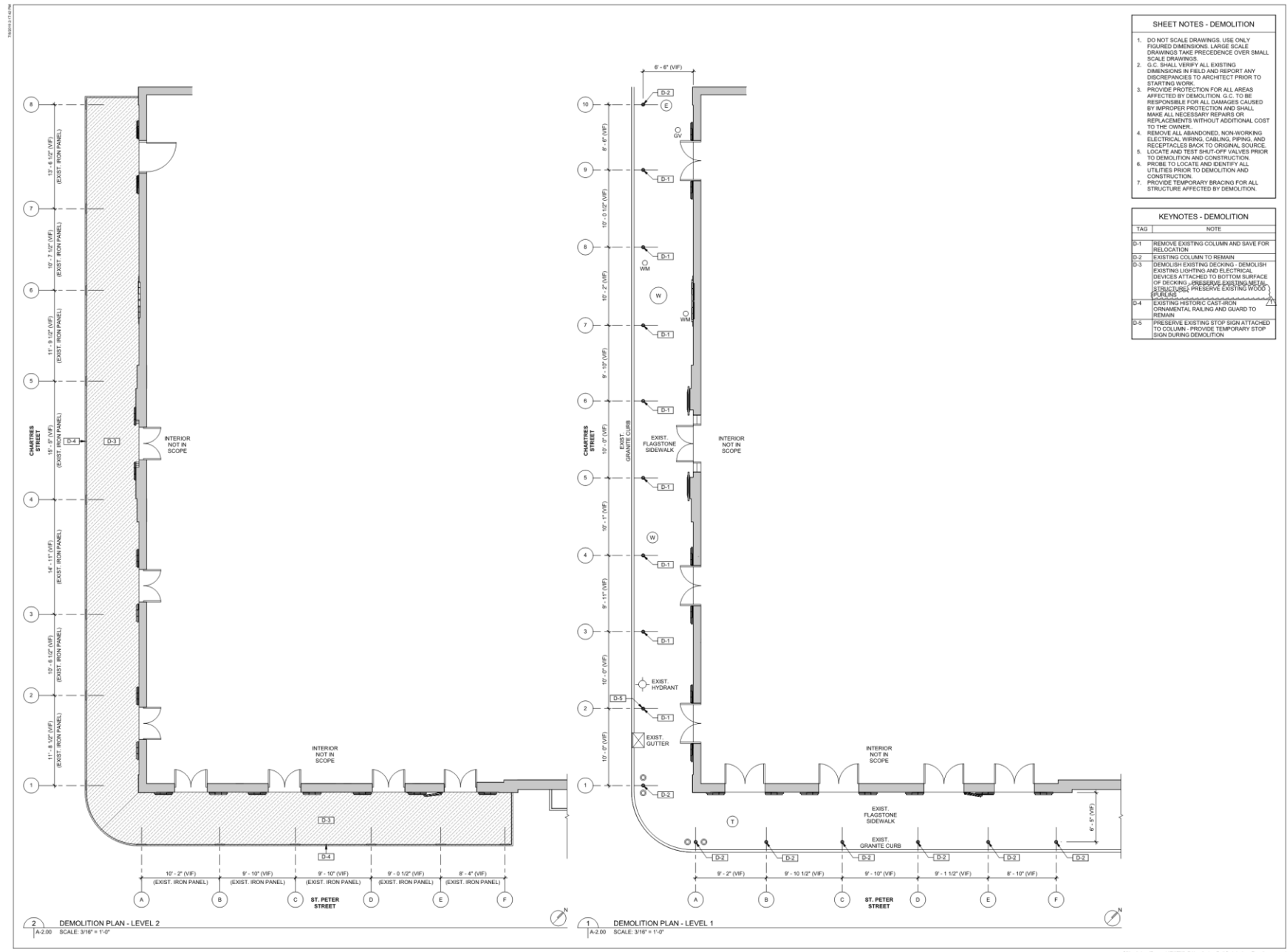
PROJECT: CM1746
DRAWN: STAFF
CHECKED: P. TRAPOLIN

ISSUE DATE
07.08.2019

TITLE
REGULATORY NOTES

SHEET
A-0.01





- SHEET NOTES - DEMOLITION**
- DO NOT SCALE DRAWINGS. USE ONLY FIGURED DIMENSIONS. LARGE SCALE DRAWINGS TAKE PRECEDENCE OVER SMALL SCALE DRAWINGS.
 - G.C. SHALL VERIFY ALL EXISTING DIMENSIONS IN FIELD AND REPORT ANY DISCREPANCIES TO ARCHITECT PRIOR TO STARTING WORK.
 - PROVIDE PROTECTION FOR ALL AREAS AFFECTED BY DEMOLITION. G.C. TO BE RESPONSIBLE FOR ALL DAMAGES CAUSED BY IMPROPER PROTECTION AND SHALL MAKE ALL NECESSARY REPAIRS OR REPLACEMENTS WITHOUT ADDITIONAL COST TO THE OWNER.
 - REMOVE ALL ABANDONED, NON-WORKING ELECTRICAL WIRING, CABLES, PIPING, AND RECEPTACLES BACK TO ORIGINAL SOURCE.
 - LOCATE AND TEST SHUT-OFF VALVES PRIOR TO DEMOLITION AND CONSTRUCTION.
 - PROBE TO LOCATE AND IDENTIFY ALL UTILITIES PRIOR TO DEMOLITION AND CONSTRUCTION.
 - PROVIDE TEMPORARY BRACING FOR ALL STRUCTURE AFFECTED BY DEMOLITION.

KEYNOTES - DEMOLITION

TAG	NOTE
D-1	REMOVE EXISTING COLUMN AND SAVE FOR RELOCATION
D-2	EXISTING COLUMN TO REMAIN
D-3	DEMOLISH EXISTING DECKING - DEMOLISH EXISTING LIGHTING AND ELECTRICAL DEVICES ATTACHED TO BOTTOM SURFACE OF DECKING - PRESERVE EXISTING METAL STRUCTURE. PRESERVE EXISTING WOOD FLOORING.
D-4	EXISTING HISTORIC CAST-IRON ORNAMENTAL RAILING AND GUARD TO REMAIN
D-5	PRESERVE EXISTING STOP SIGN ATTACHED TO COLUMN - PROVIDE TEMPORARY STOP SIGN DURING DEMOLITION

TABLEAU AWNING
 EXTERIOR AWNING ADDITION
 616 ST. PETER STREET, NEW ORLEANS, LA 70116
 TRAPOLIN • PEER ARCHITECTS
A PROFESSIONAL CORPORATION | 85 TORCHPOULAIER | NEW ORLEANS, LA 70130 | T (504) 533-7772 | F (504) 533-3363 | WWW.TRAPOLINPEER.COM

DICKIE BRENNAN & CO
 505 CANAL STREET
 NEW ORLEANS, LA 70130

RYAN GOOTTEE GENERAL CONTRACTORS
 1100 RIDGEWOOD DRIVE
 METAIRIE, LA 70001



REVISIONS

NO.	DESCRIPTION	DATE
1	VCC	07.02.2019

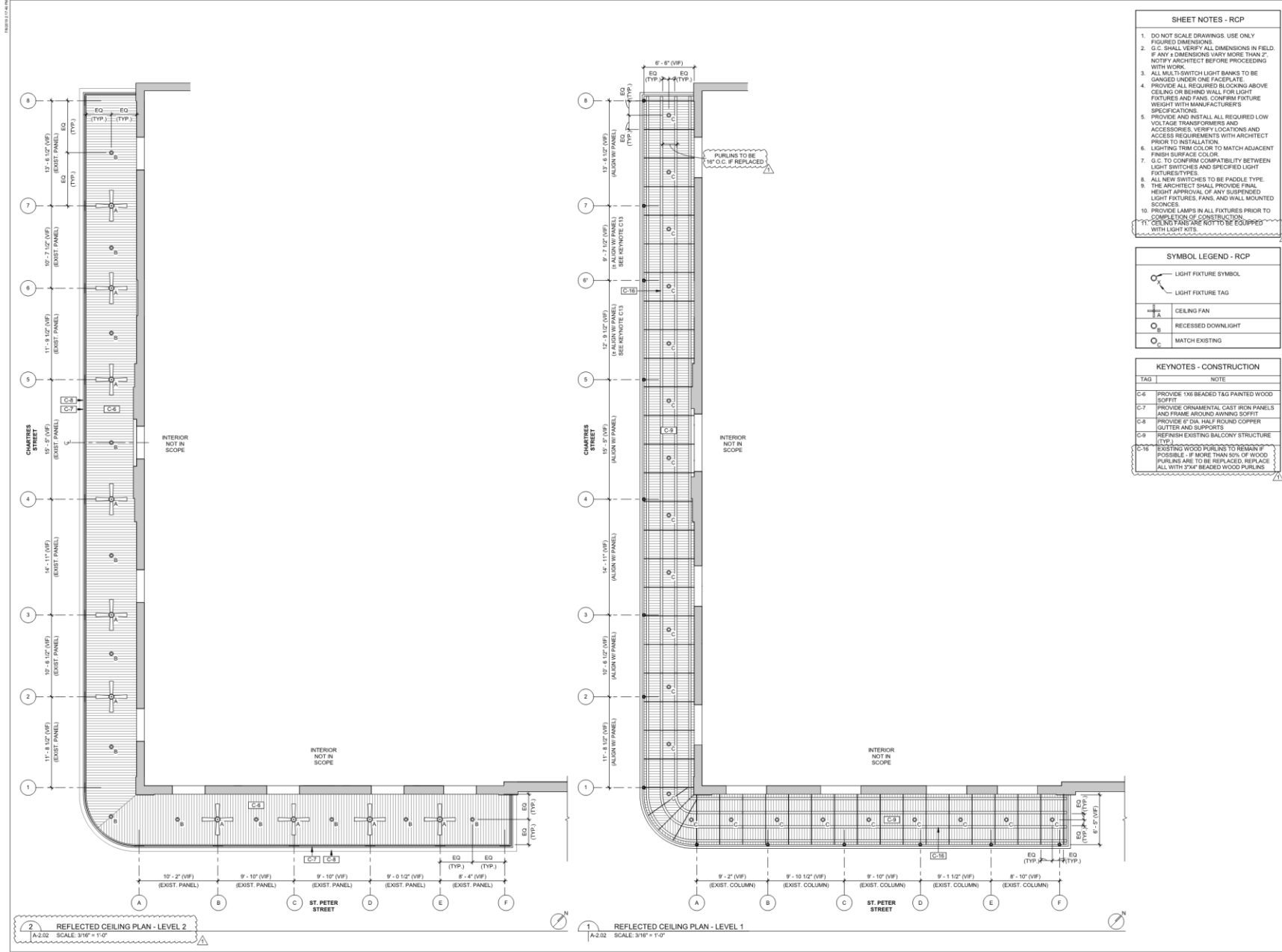
INTEROFFICE DATA

PROJECT: CN1766
 DRAWN: STAFF
 CHECKED: P. TRAPOLIN
 ISSUE DATE: 07.08.2019

FLOOR PLANS - DEMOLITION

A-2.00





- SHEET NOTES - RCP**
- DO NOT SCALE DRAWINGS. USE ONLY FIGURED DIMENSIONS.
 - G.C. SHALL VERIFY ALL DIMENSIONS IN FIELD. IF ANY DIMENSIONS VARY MORE THAN 2", NOTIFY ARCHITECT BEFORE PROCEEDING WITH WORK.
 - ALL MULTI-SWITCH LIGHT BANKS TO BE GANGED UNDER ONE FACERATE.
 - PROVIDE ALL REQUIRED BLOCKING ABOVE CEILING OR BEHIND WALL FOR LIGHT FIXTURES AND FANS. CONFIRM FIXTURE WEIGHT WITH MANUFACTURER'S SPECIFICATIONS.
 - PROVIDE AND INSTALL ALL REQUIRED LOW VOLTAGE TRANSFORMERS AND ACCESSORIES. VERIFY LOCATIONS AND ACCESS REQUIREMENTS WITH ARCHITECT PRIOR TO INSTALLATION.
 - LIGHTING TRIM COLOR TO MATCH ADJACENT FINISH SURFACE COLOR.
 - G.C. TO CONFIRM COMPATIBILITY BETWEEN LIGHT SWITCHES AND SPECIFIED LIGHT FIXTURE TYPES.
 - ALL NEW SWITCHES TO BE PADDLE TYPE.
 - THE ARCHITECT SHALL PROVIDE FINAL HEIGHT APPROVAL OF ANY SUSPENDED LIGHT FIXTURES, FANS, AND WALL MOUNTED SCENES.
 - PROVIDE LAMPS IN ALL FIXTURES PRIOR TO COMPLETION OF CONSTRUCTION.
 - CEILING FANS ARE NOT TO BE EQUIPPED WITH LIGHT KITS.
- SYMBOL LEGEND - RCP**
- (Symbol) LIGHT FIXTURE SYMBOL
 - (Symbol) LIGHT FIXTURE TAG
 - (Symbol) CEILING FAN
 - (Symbol) RECESSED DOWNLIGHT
 - (Symbol) MATCH EXISTING
- KEYNOTES - CONSTRUCTION**
- | TAG | NOTE |
|------|--|
| C-6 | PROVIDE 1X8 BEADED TAG PAINTED WOOD SOFFIT |
| C-7 | PROVIDE ORNAMENTAL CAST IRON PANELS AND FRAME AROUND AWNING SOFFIT |
| C-8 | PROVIDE 6" DIA. HALF ROUND COPPER GUTTERS AND SUPPORTS |
| C-9 | REFINISH EXISTING BALCONY STRUCTURE (TYP.) |
| C-16 | EXISTING WOOD PURLINS TO REMAIN IF POSSIBLE. IF MORE THAN 50% OF WOOD PURLINS ARE TO BE REPLACED, REPLACE ALL WITH 3"x4" BEADED WOOD PURLINS |

TABLEAU AWNING
 EXTERIOR AWNING ADDITION
 616 ST. PETER STREET, NEW ORLEANS, LA 70116
 TRAPOLIN • PEER | ARCHITECTS
 A PROFESSIONAL CORPORATION | 605 TCHOUPITOULE | NEW ORLEANS, LA 70116 | T (504) 633-2727 | F (504) 523-3363 | WWW.TRAPOLINPEER.COM

OWNER
DICKIE BRENNAN & CO
 605 CANAL STREET
 NEW ORLEANS, LA 70130

GENERAL CONTRACTOR
RYAN GOOTTEE GENERAL CONTRACTORS
 1100 RIDGEWOOD DRIVE
 METAIRIE, LA 70001



REVISIONS

NO.	DESCRIPTION	DATE
1	VCC	07.02.2019
2	VCC	07.08.2019

INTRODUCE DATA

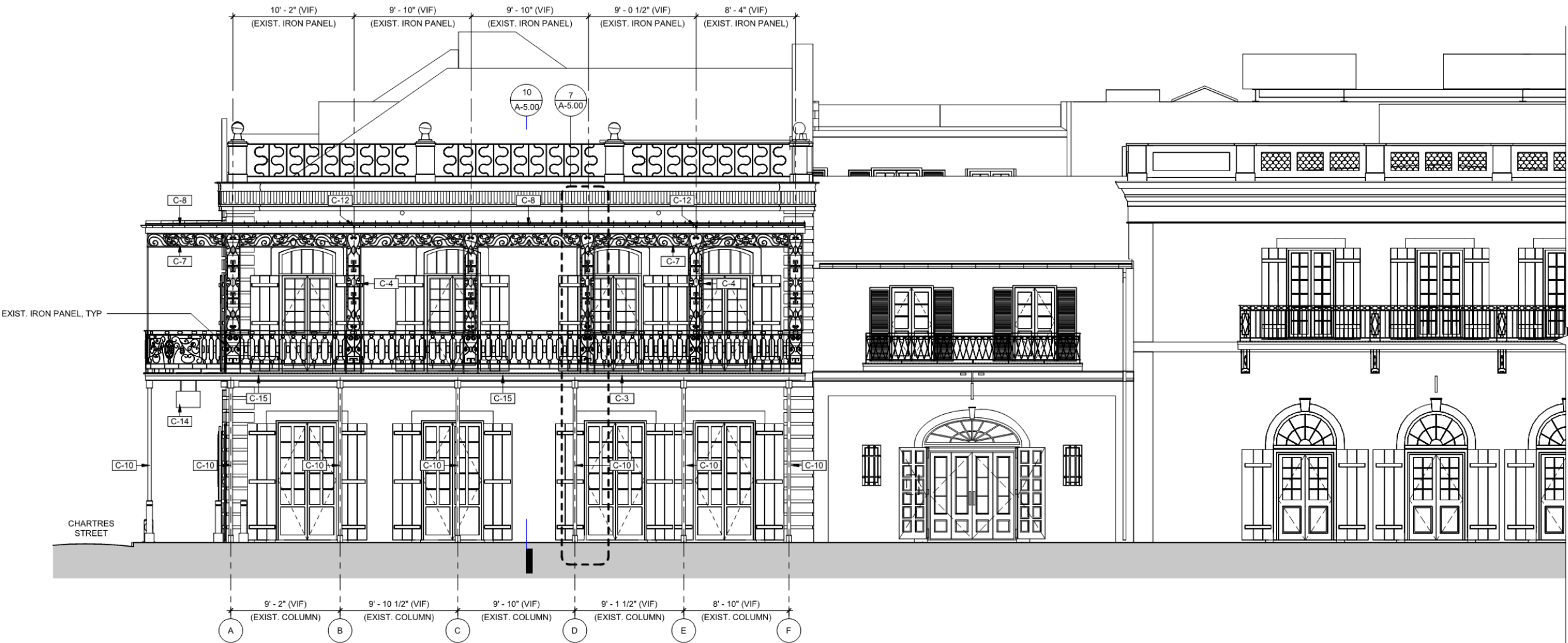
PROJECT: CN17866
 DRAWN: STAFF
 CHECKED: P. TRAPOLIN
 ISSUE DATE: 07.08.2019

TITLE
FLOOR PLANS - REFLECTED CEILING

SHEET

A-2.02





ELEVATION - ST PETER STREET

SCALE: 3/16" = 1'-0"

616 St. Peter

Vieux Carré Commission

July 21, 2021



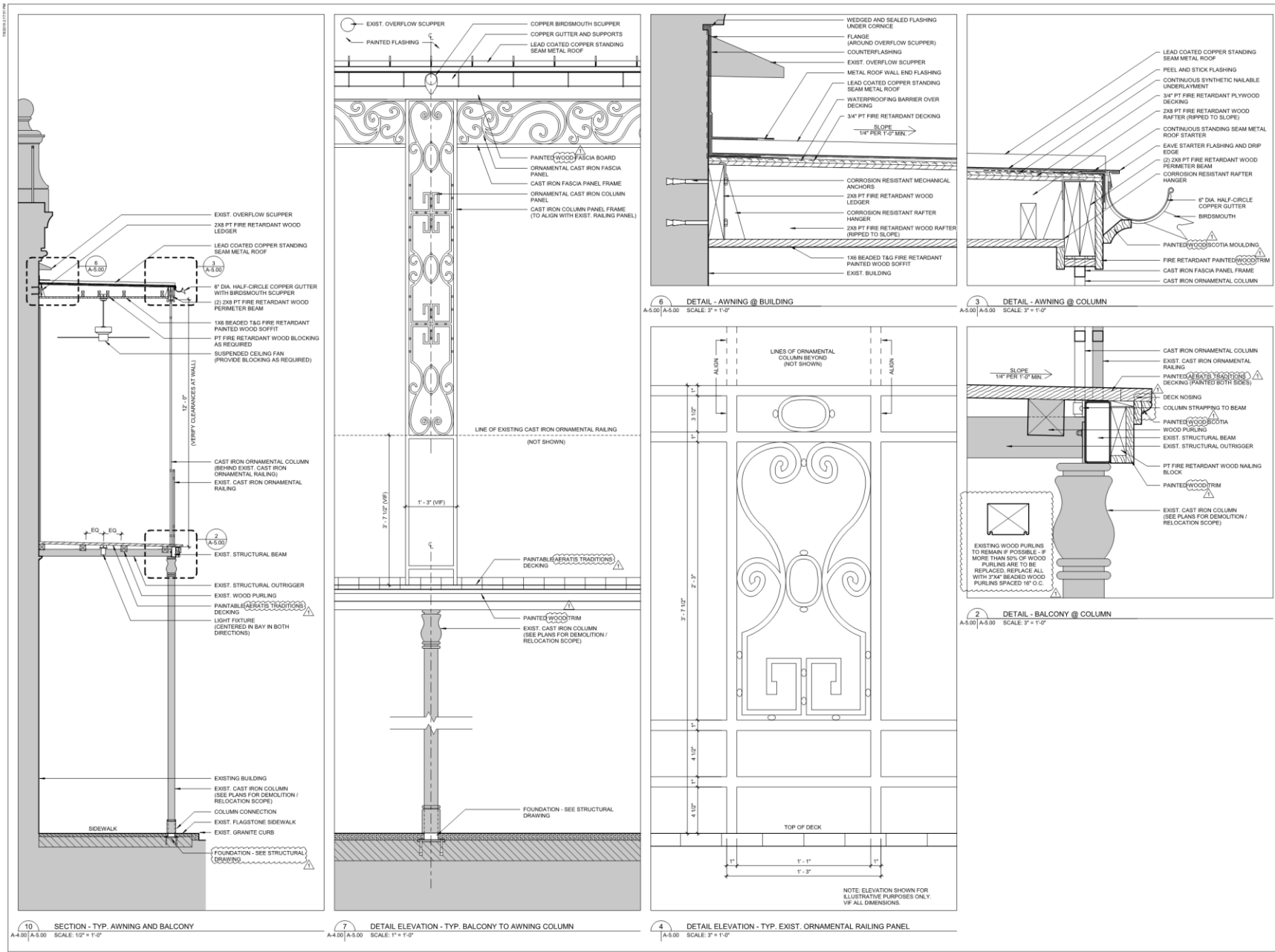


TABLEAU AWNING
 EXTERIOR AWNING ADDITION
 616 ST. PETER STREET, NEW ORLEANS, LA 70116
 TRAPOLIN • PEER ARCHITECTS
 A PROFESSIONAL CORPORATION | 480 TCHOUPTOULAN | NEW ORLEANS, LA 70118 | (504) 533-2772 | (504) 533-3041 | WWW.TRAPOLINPEER.COM

DICKIE BRENNAN & CO
 505 CANAL STREET
 NEW ORLEANS, LA 70130

RYAN GOOTTEE GENERAL CONTRACTORS
 1100 RIDGEWOOD DRIVE
 METAIRIE, LA 70001



REVISIONS

1	VCC	07.02.2019


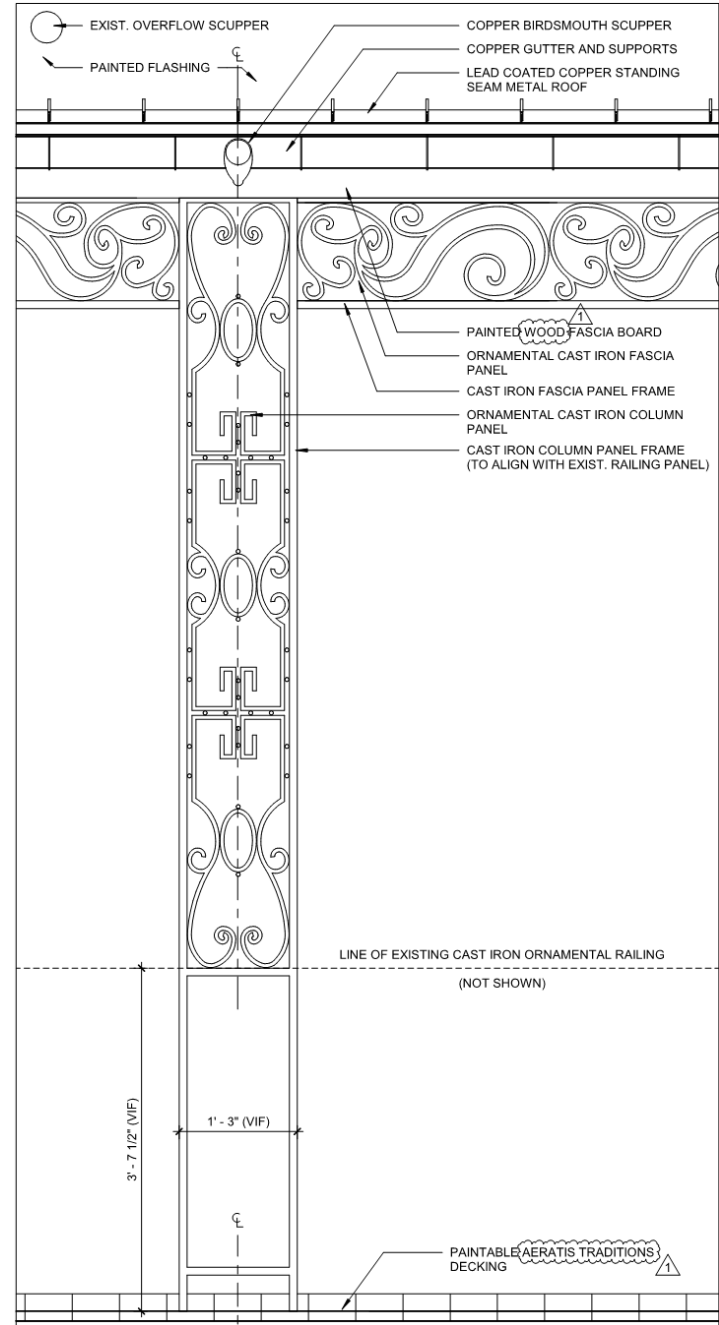
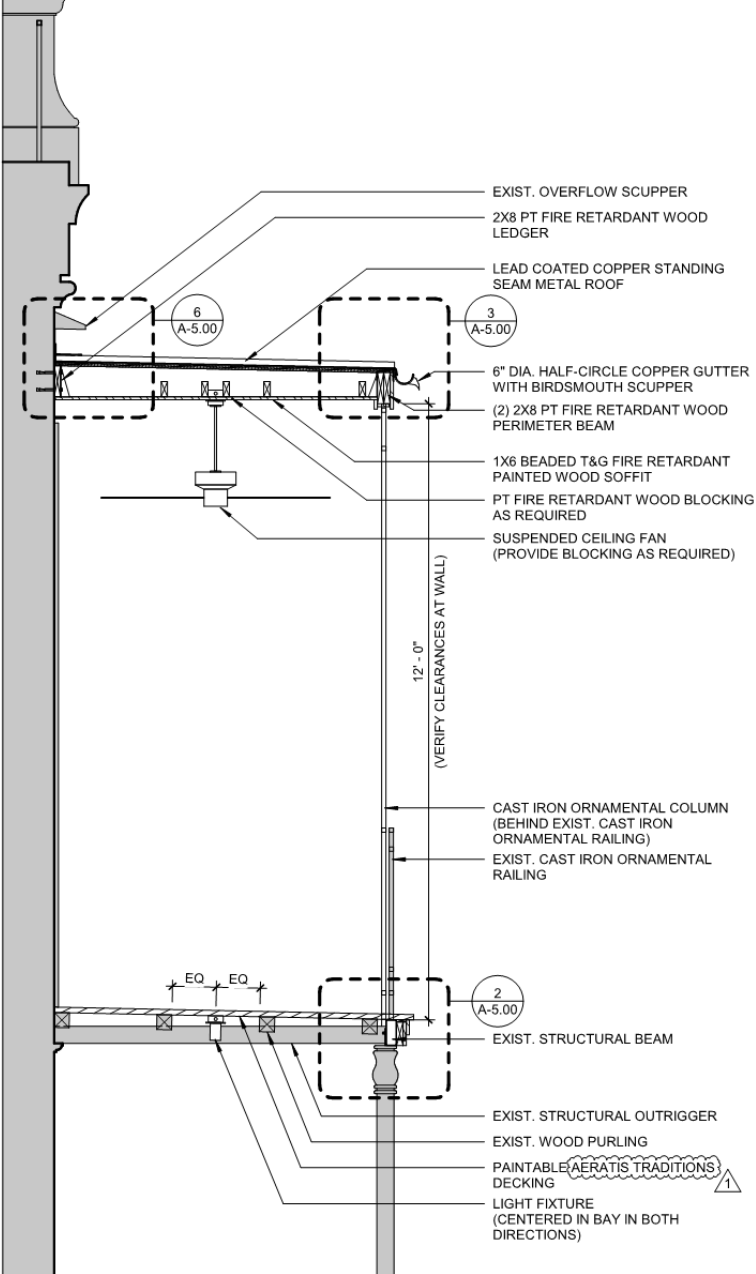
INTERFACE DATA

PROJECT	CN1746
DRAWN	STAFF
CHECKED	P. TRAPOLIN
ISSUE DATE	07.08.2019

WALL SECTIONS & EXTERIOR DETAILS

A-5.00



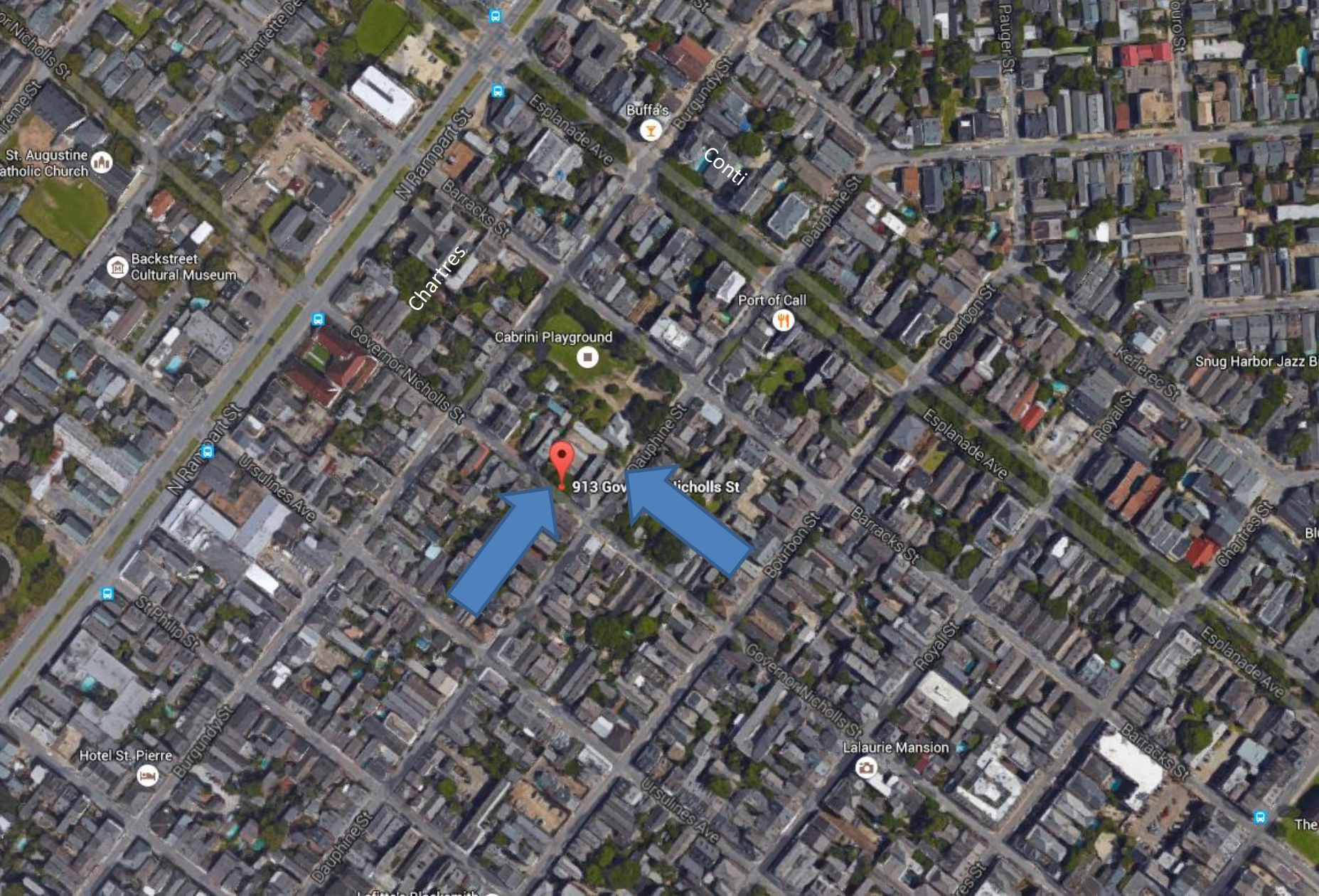


4
 A-5.00
 DETAIL ELEVATION - TYP. EXIST. ORNAMENTAL RAILING PANEL
 SCALE: 3" = 1'-0"



The seal of the Vieux Carre Commission is a large, faint watermark in the background. It is an oval shape containing a central crest with a crown on top and decorative flourishes. The text "VIEUX CARRE COMMISSION" is written along the top inner edge of the oval, and "ESTABLISHED 1936" is written along the bottom inner edge.

**907-917 Governor Nicholls
1211-1215 Dauphine**



907-17 Governor Nicholls





907-17 Governor Nicholls



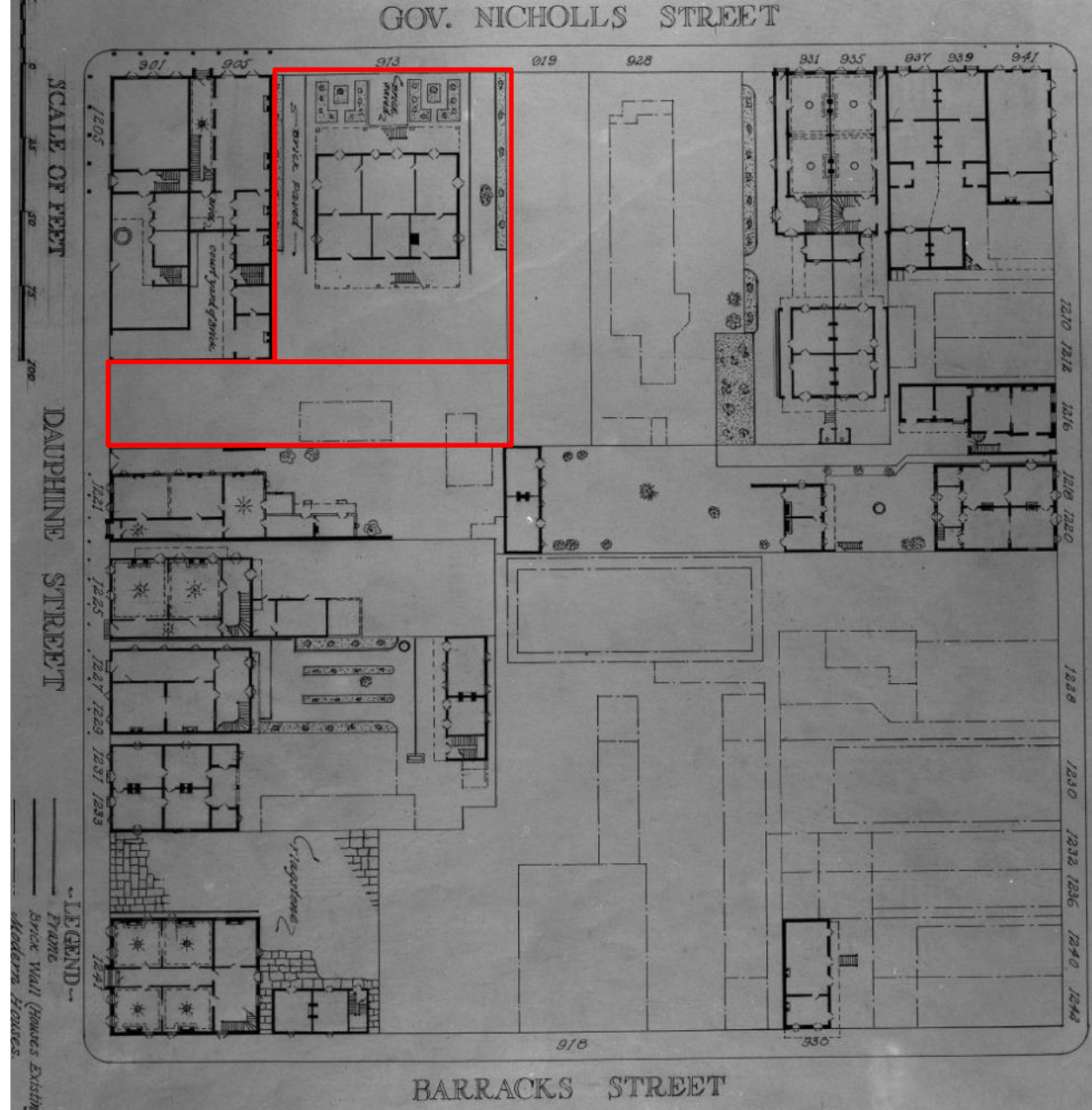


907-17 Governor Nicholls





907-17 Governor Nicholls



907-17 Governor Nicholls





907-17 Governor Nicholls (rear elevation)



907-17 Governor Nicholls





907-17 Governor Nicholls

Vieux Carré Commission

August 5, 2021





1211-15 Dauphine

Vieux Carré Commission

August 5, 2021





1211-15 Dauphine





1211-15 Dauphine



913 GOVERNOR NICHOLLS STREET PHASE 2 RENOVATIONS & NEW CONSTRUCTION



BUILDING OWNER

GOV NICHOLS PROPERTIES LLC
3535 CANAL ST. NEW ORLEANS, LA 70119
CESAR@BURGOSLAWFIRM.COM

ARCHITECT

JOHN C. WILLIAMS ARCHITECTS LLC.
824 BARONNE ST NEW ORLEANS, LA 70113
(504) 566-0888
ASTEPHENS@WILLIAMSARCHITECTS.COM

MEP ENGINEER

PROFESSIONAL ENGINEERING SERVICES
DAMIEN SERAUSKAS
15 CYPRESS POINT LANE NEW ORLEANS, LA 70131
(504) 866-2600
DAMIENPE@COX.NET

STRUCTURAL ENGINEER

WALTER ZEHNER & ASSOCIATES INC
WALTER ZEHNER
4702 TOULOUSE ST
NEW ORLEANS, LA 70119
(504) 488-1442
walterzehner@msn.com



WILLIAMS ARCHITECTS
ARCHITECTS REGISTERED IN THE STATE OF LOUISIANA
Professional Seal of John C. Williams, Architect No. 12345
I will perform the pending project in accordance with the laws and regulations of the State of Louisiana.
Copyright © 2013
John C. Williams Architects LLC

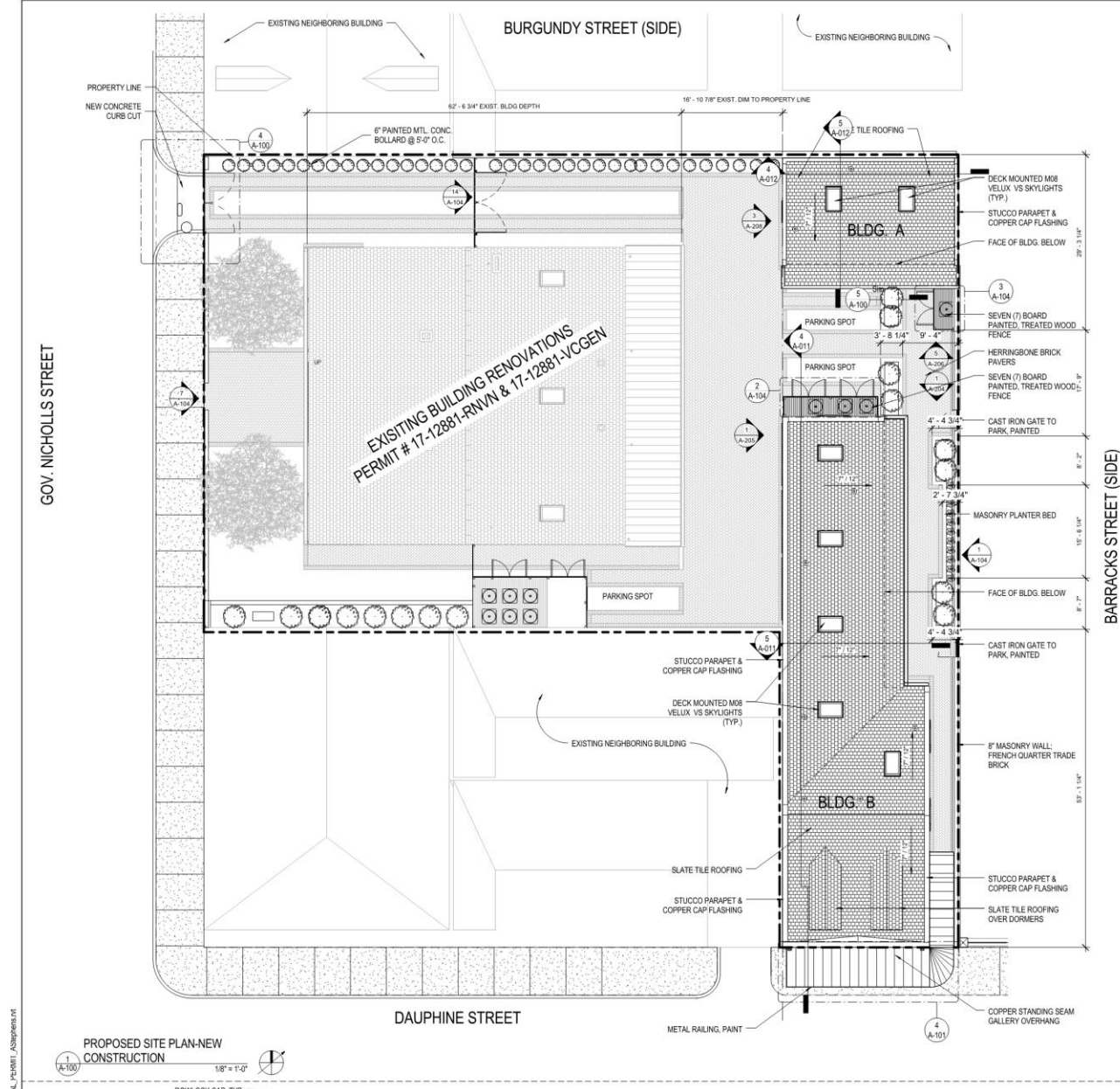
913 GOVERNOR NICHOLLS
913 Governor Nicholls St. New Orleans, LA 70116

No.	Date	Scope

TITLE SHEET
JVA
516013.00
03/02/18
A-001

VCC PERMIT REDLINE REVIEW SET - MARCH 2, 2018



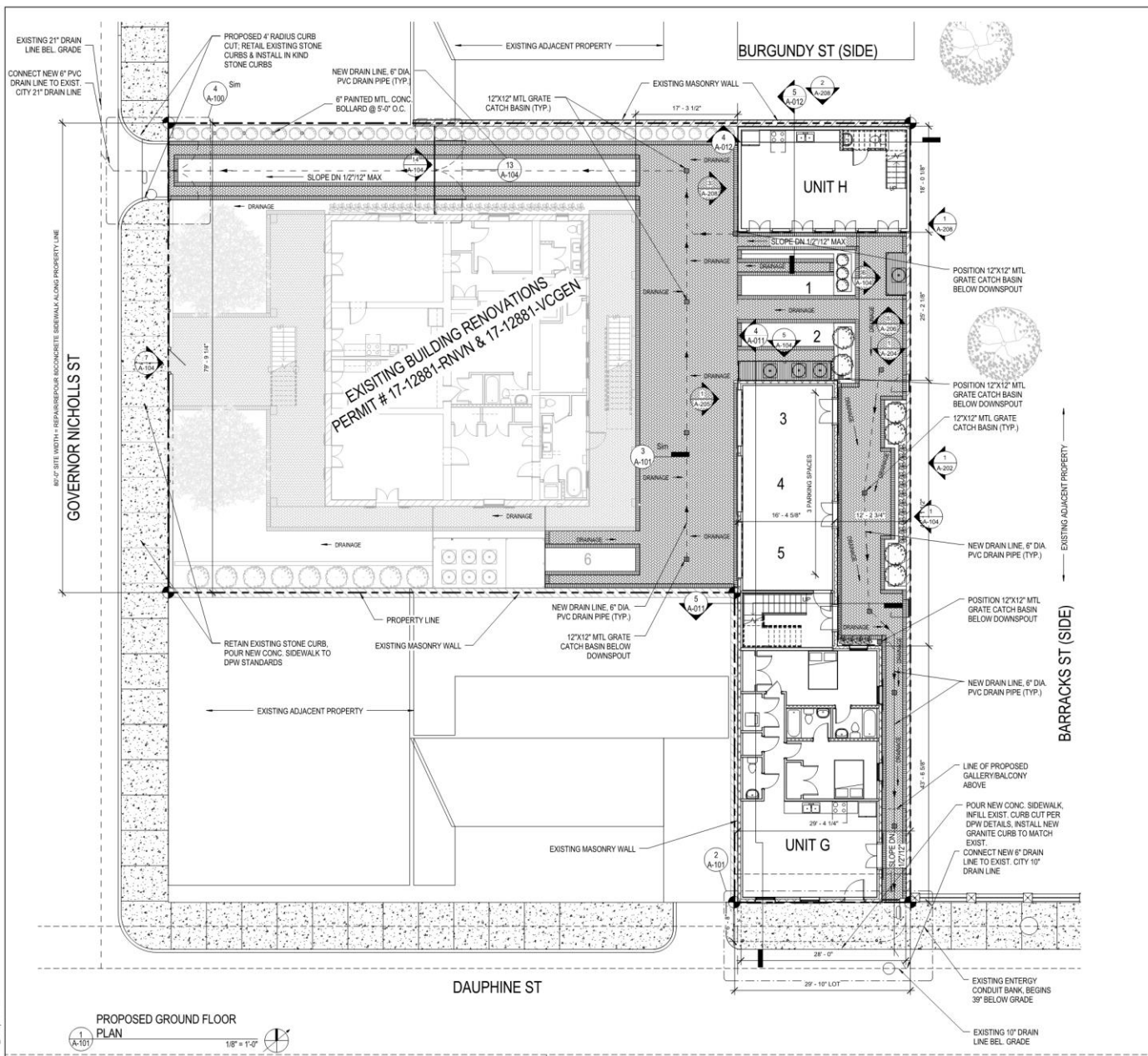


913 Gov. Nicholls, 1211-15 Dauphine

Vieux Carré Commission

August 5, 2021



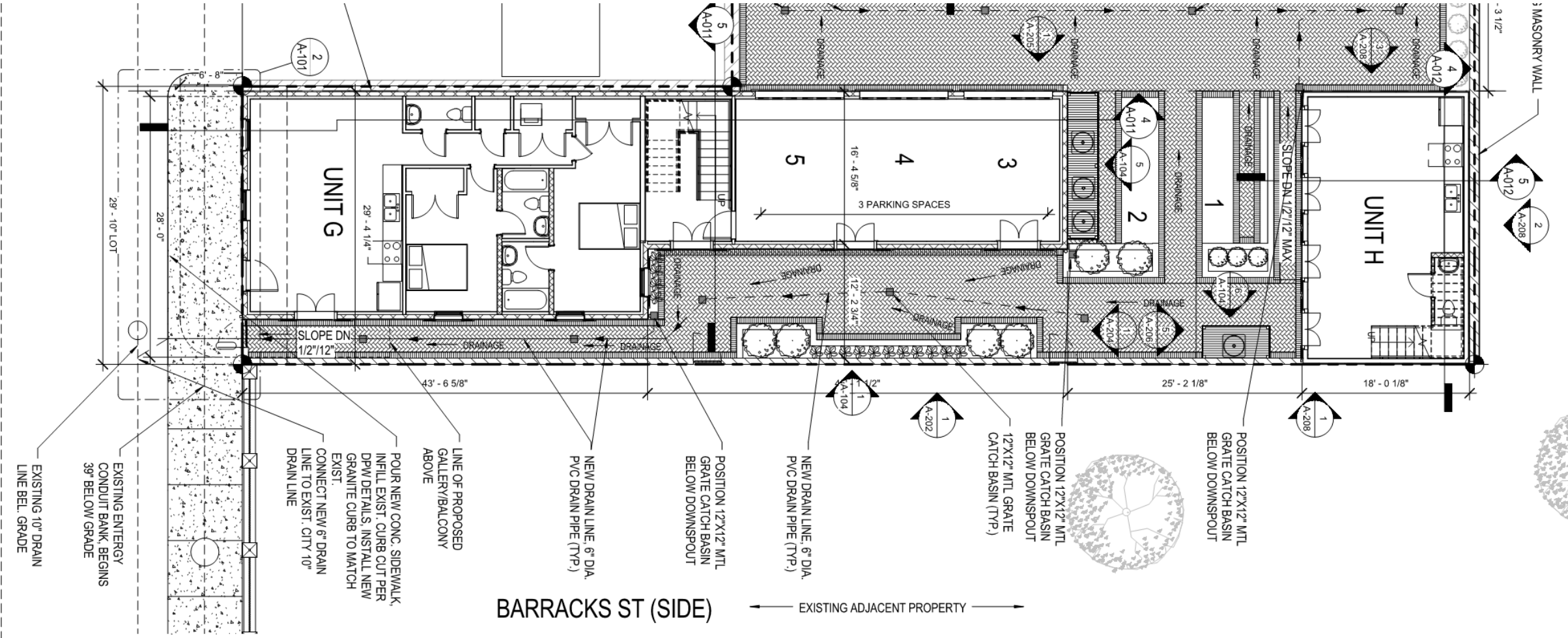


913 Gov. Nicholls, 1211-15 Dauphine

Vieux Carré Commission

August 5, 2021



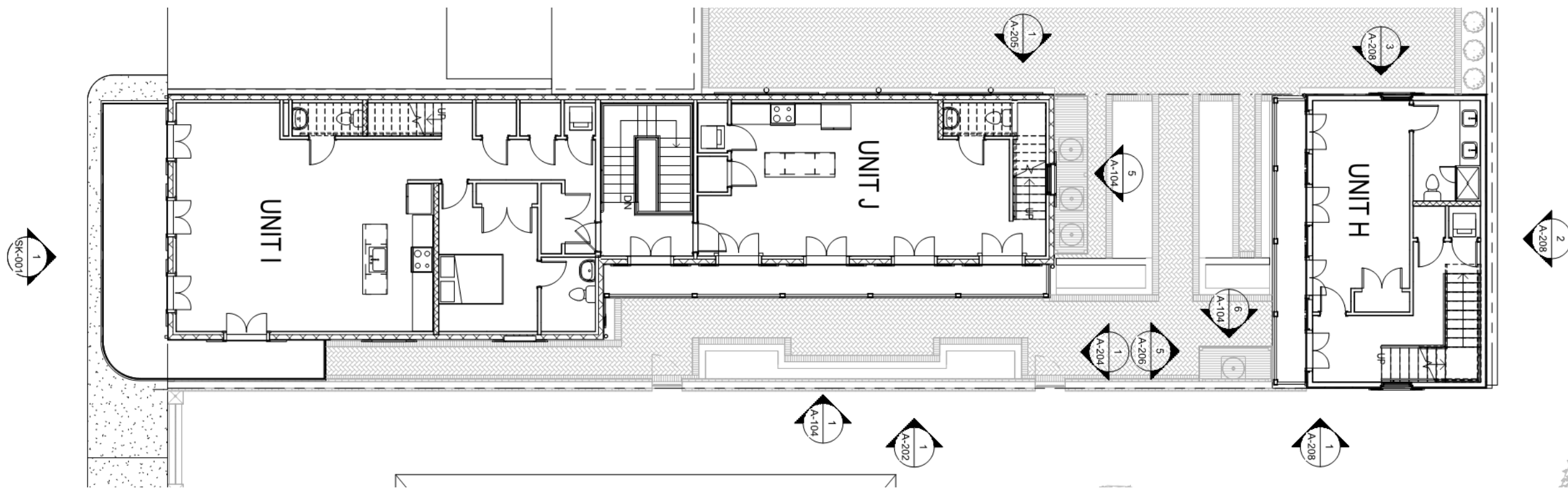


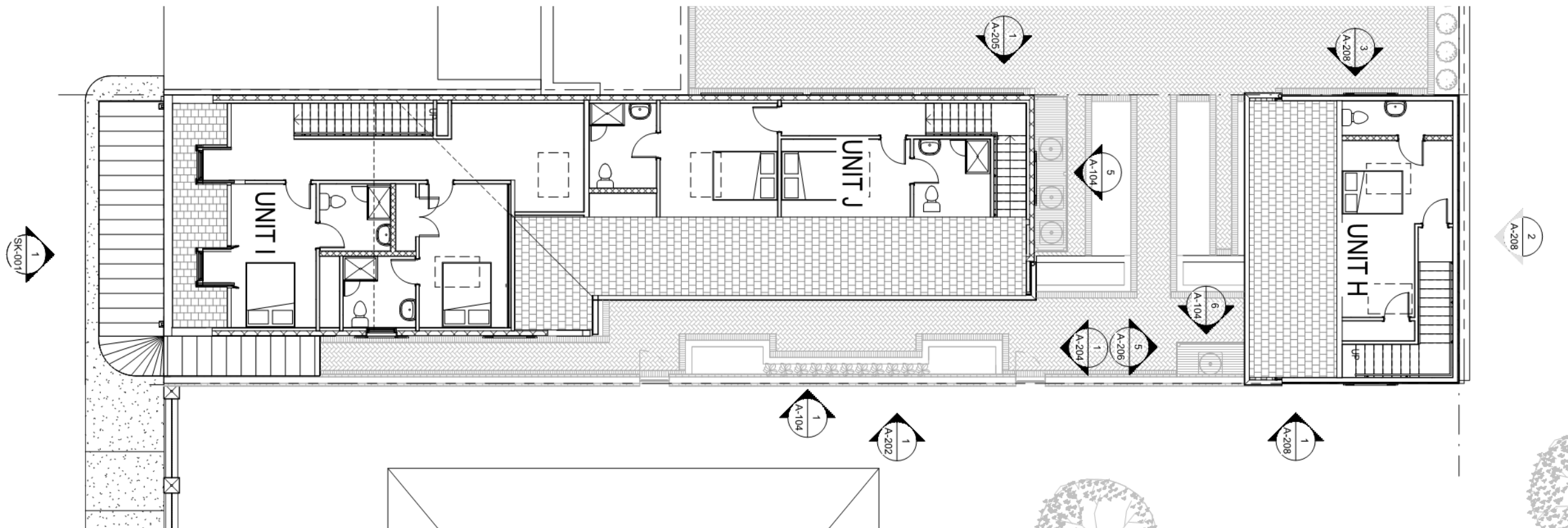
913 Gov. Nicholls, 1211-15 Dauphine

Vieux Carré Commission

August 5, 2021





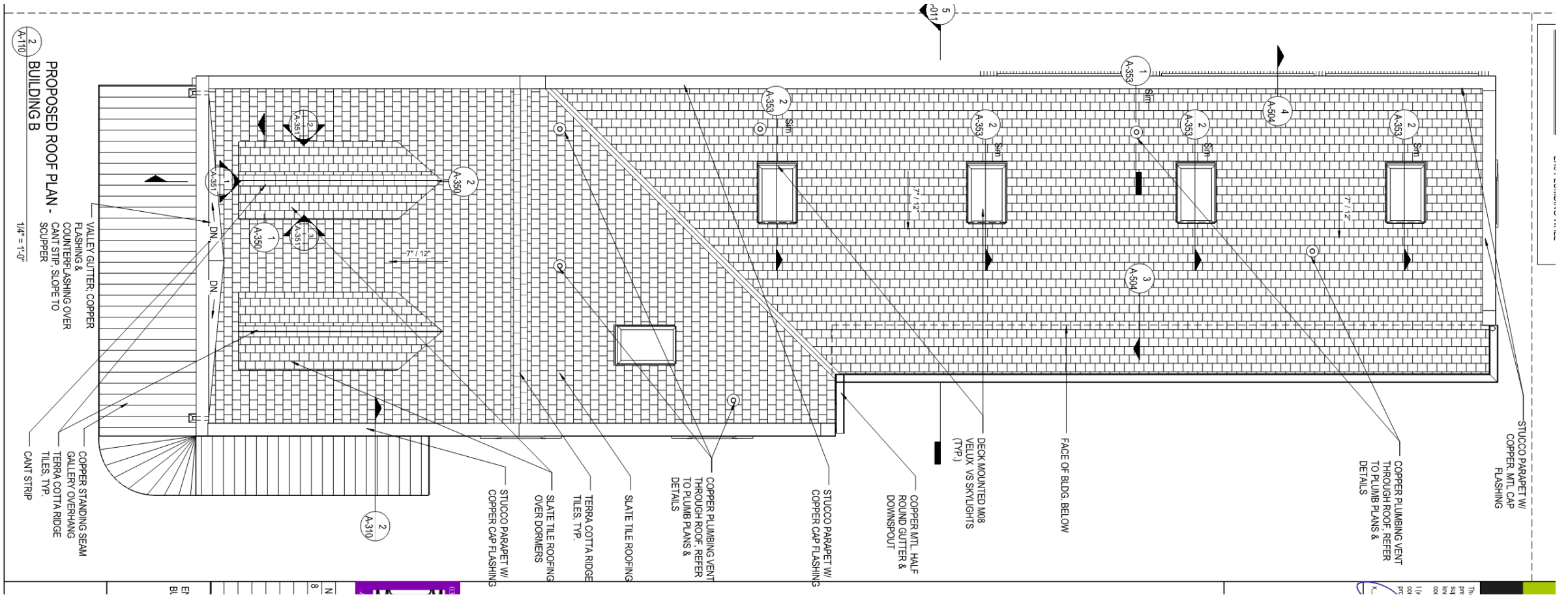


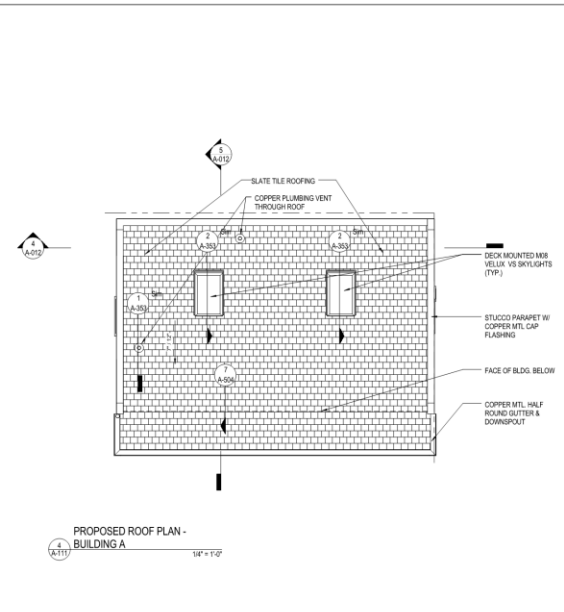
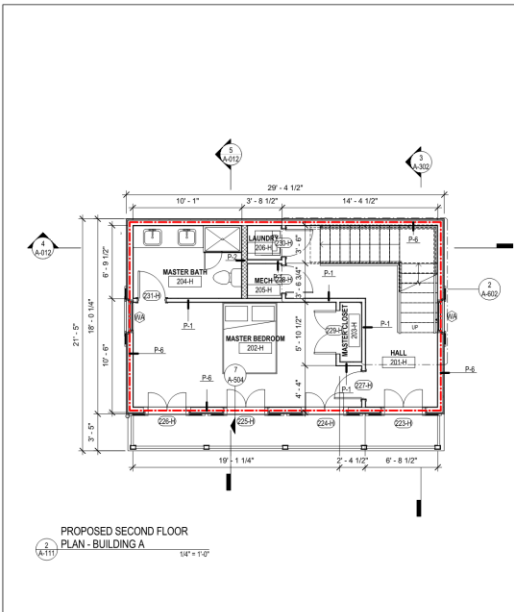
913 Gov. Nicholls, 1211-15 Dauphine

Vieux Carré Commission

August 5, 2021

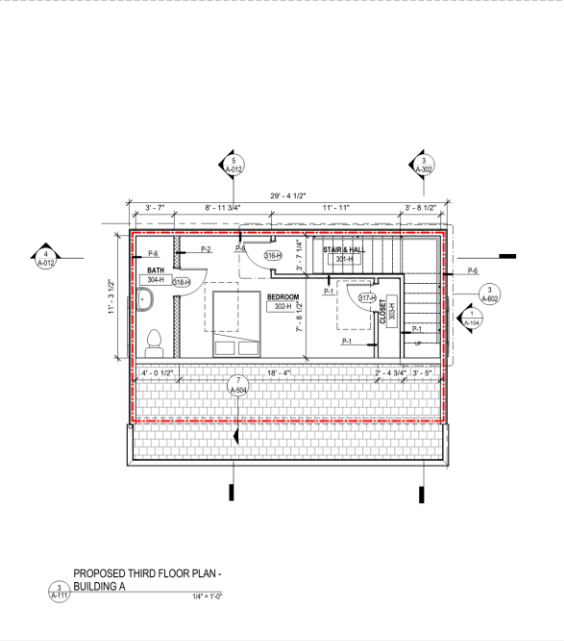
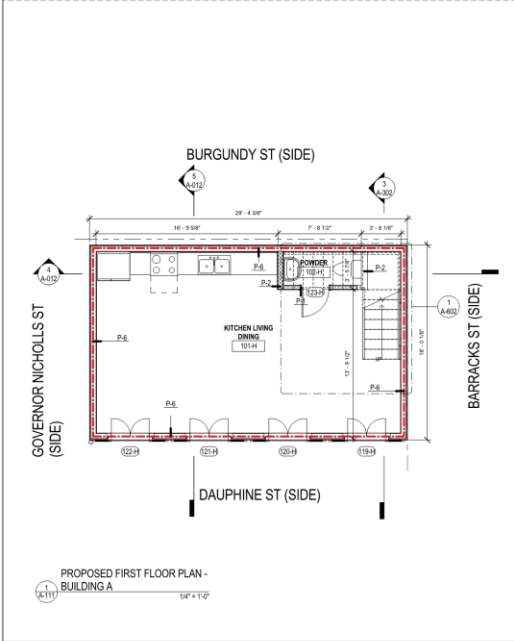






FLOOR PLAN LEGEND

- 1 HOUR RATED WALL
- 2 HOUR RATED WALL
- 2X4 WALL
- 2X6 PLUMBING WALL



JWA ARCHITECTS
1000 Poydras Street, Suite 2000
New Orleans, LA 70112
Tel: (504) 581-1111
Fax: (504) 581-1112
www.jwa.com

John W. Anderson
Professional Engineer
No. 12345
State of Louisiana
Exp. 12/31/2018

Copyright © 2013
JWA & William Anderson, LLC

913 GOVERNOR NICHOLLS
913 Governor Nicholls St, New Orleans, LA 70116

No.	Date	Scope

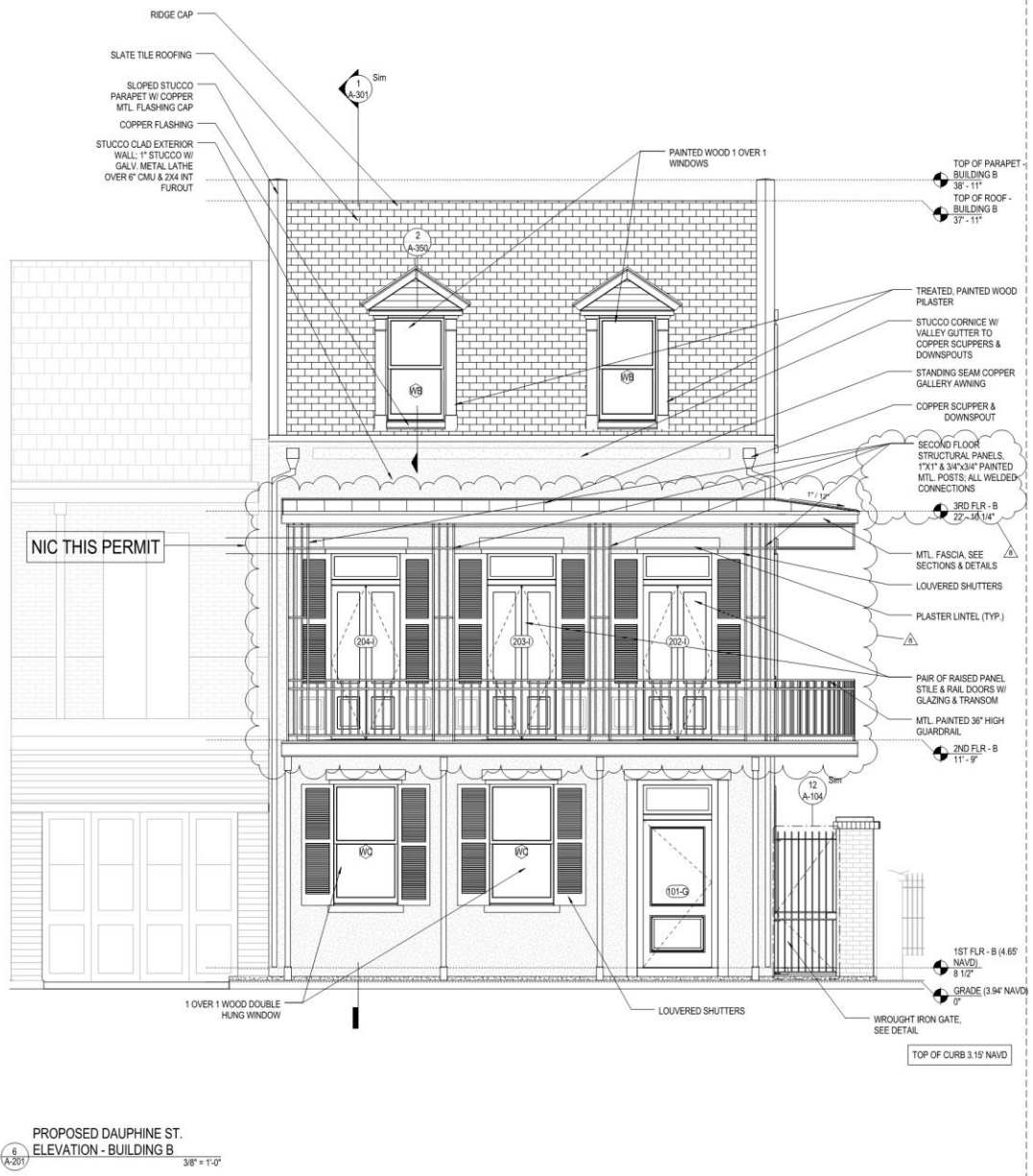
ENLARGED FLOOR PLANS
BUILDING A

JWA
As indicated
5/16/21/20
00/00/18

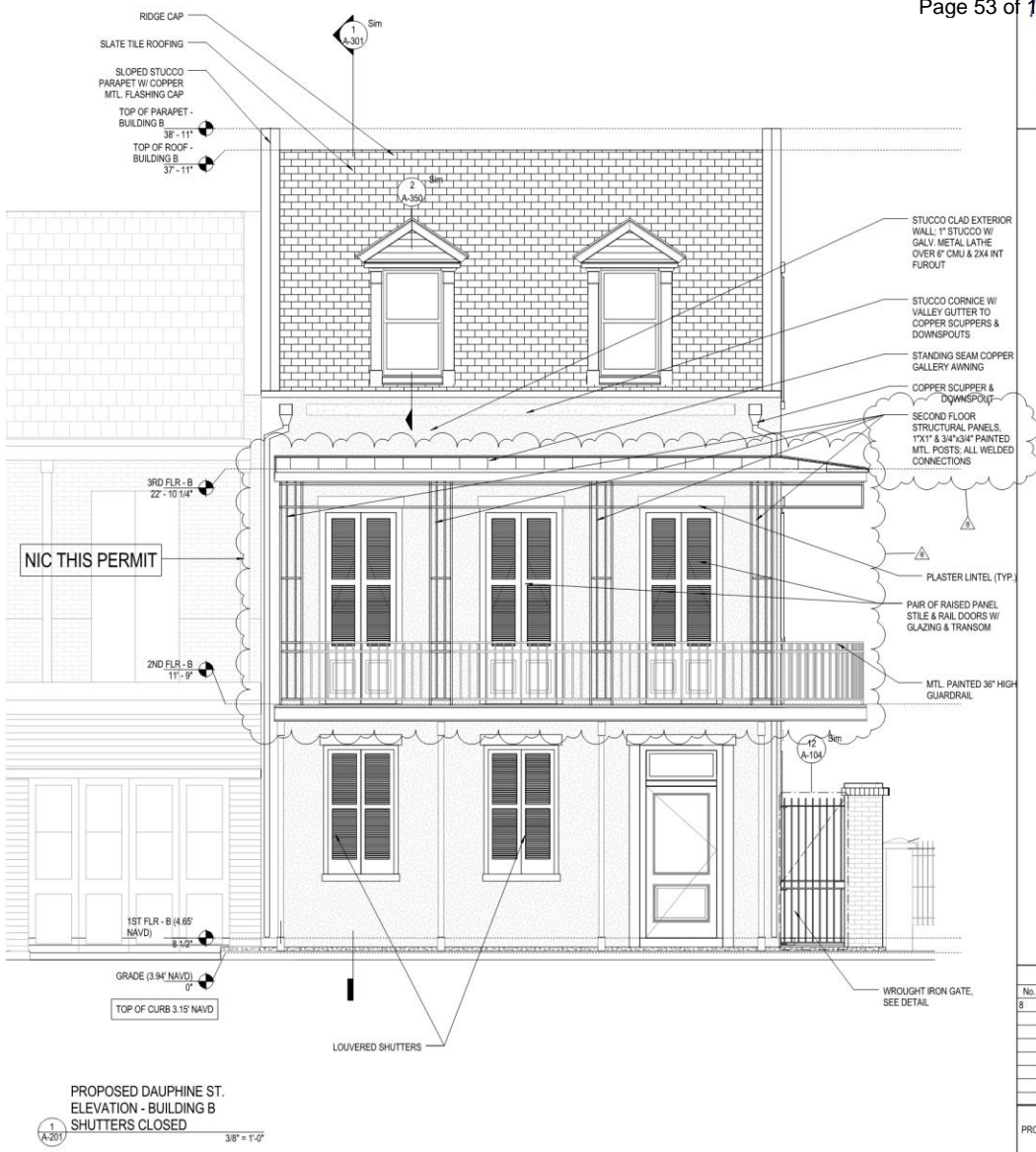


A-111





PROPOSED DAUPHINE ST.
ELEVATION - BUILDING B
3/8" = 1'-0"



PROPOSED DAUPHINE ST.
ELEVATION - BUILDING B
SHUTTERS CLOSED
3/8" = 1'-0"

913 Gov. Nicholls, 1211-15 Dauphine

Vieux Carré Commission

August 5, 2021





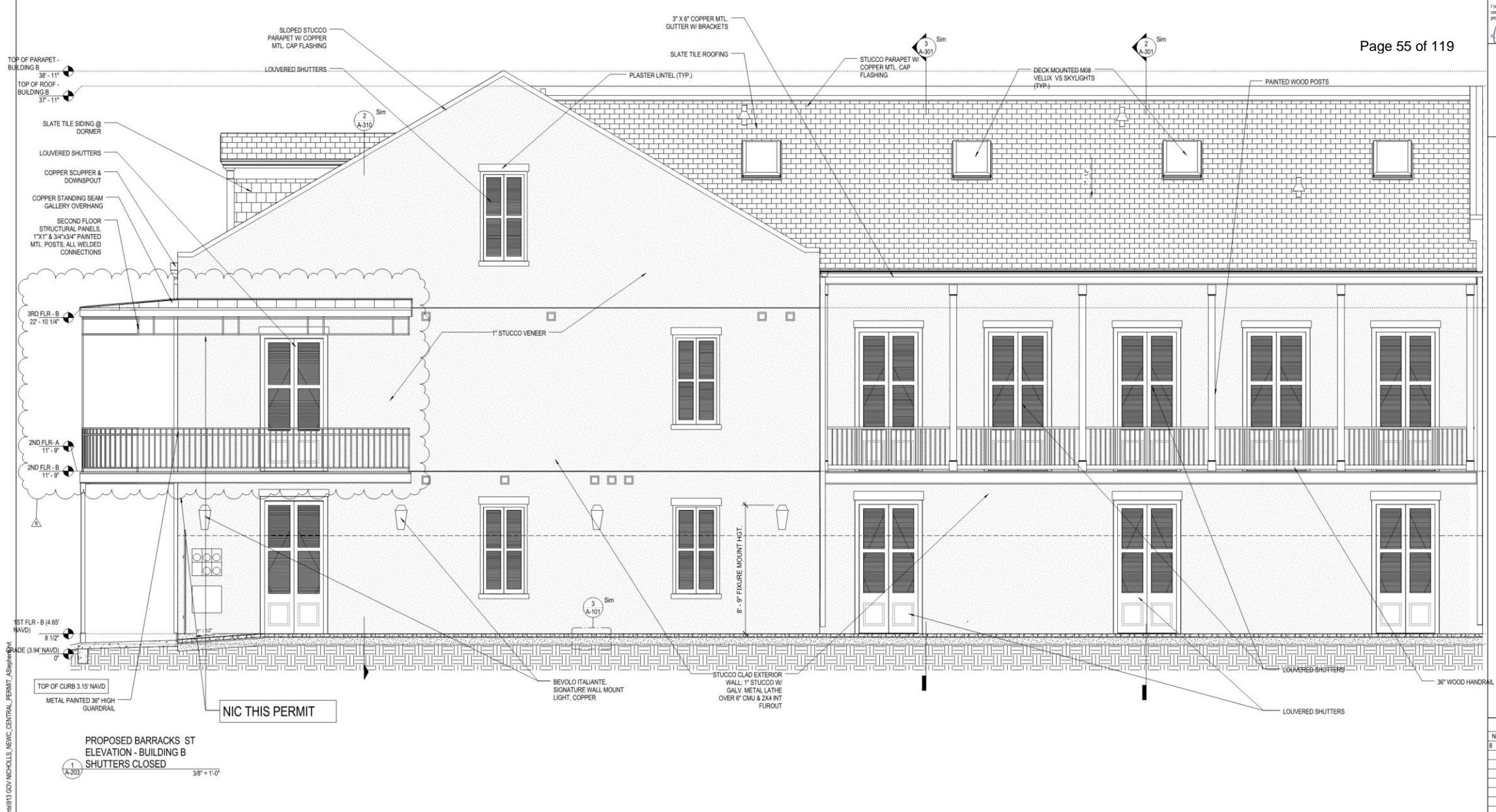
913 Gov. Nicholls, 1211-15 Dauphine
 Vieux Carré Commission

August 5, 2021



p:\proj\documents\913 GOV NICHOLLS, NEWIC, CARRÉ, RAIL PERMIT, ASSIGNMENT.DWG

No. 8 PROP



NIC THIS PERMIT

PROPOSED BARRACKS ST
 ELEVATION - BUILDING B
 SHUTTERS CLOSED
 3/8" = 1'-0"

913 Gov. Nicholls, 1211-15 Dauphine

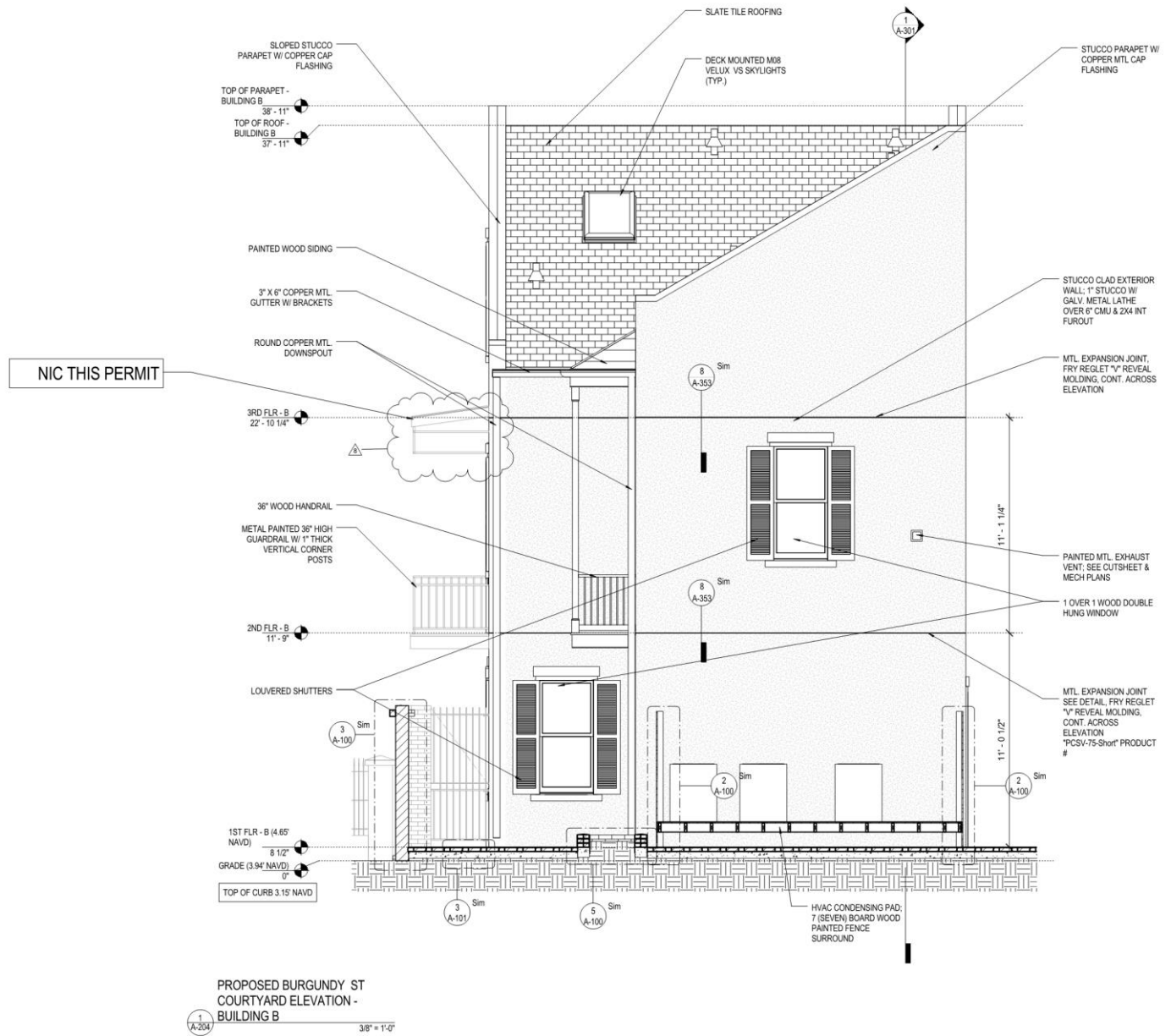
Vieux Carré Commission

August 5, 2021



PRR813 GOV NICHOLLS, N.E.V.C. CENTRAL PERMIT, 2/28/2021

1
2
3
4
5
6
7
8
9
10
11
12
13
14
15
16
17
18
19
20
21
22
23
24
25
26
27
28
29
30
31
32
33
34
35
36
37
38
39
40
41
42
43
44
45
46
47
48
49
50
51
52
53
54
55
56
57
58
59
60
61
62
63
64
65
66
67
68
69
70
71
72
73
74
75
76
77
78
79
80
81
82
83
84
85
86
87
88
89
90
91
92
93
94
95
96
97
98
99
100



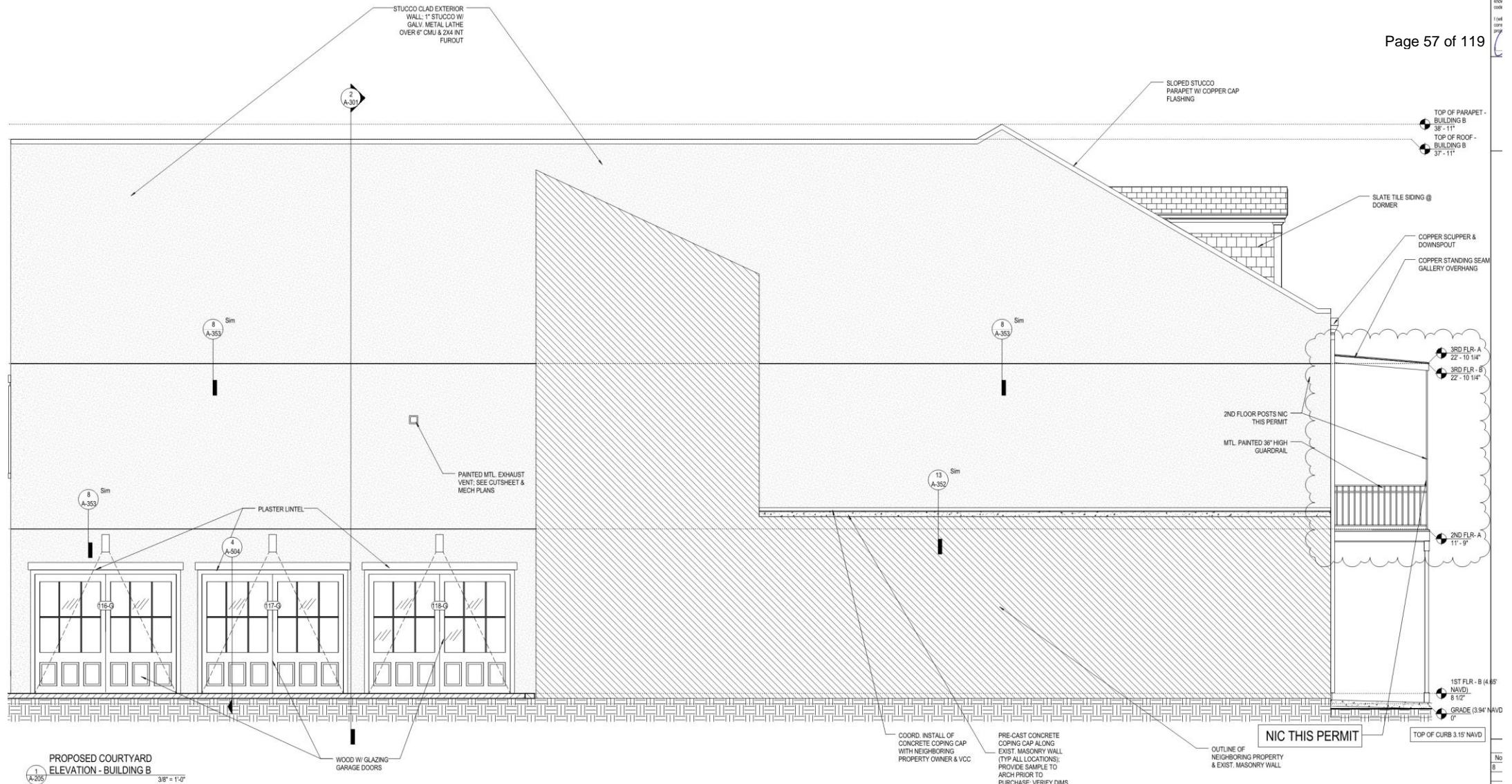
PROPOSED BURGUNDY ST COURTYARD ELEVATION - BUILDING B
 1 A-204 3/8" = 1'-0"

913 Gov. Nicholls, 1211-15 Dauphine

Vieux Carré Commission

August 5, 2021



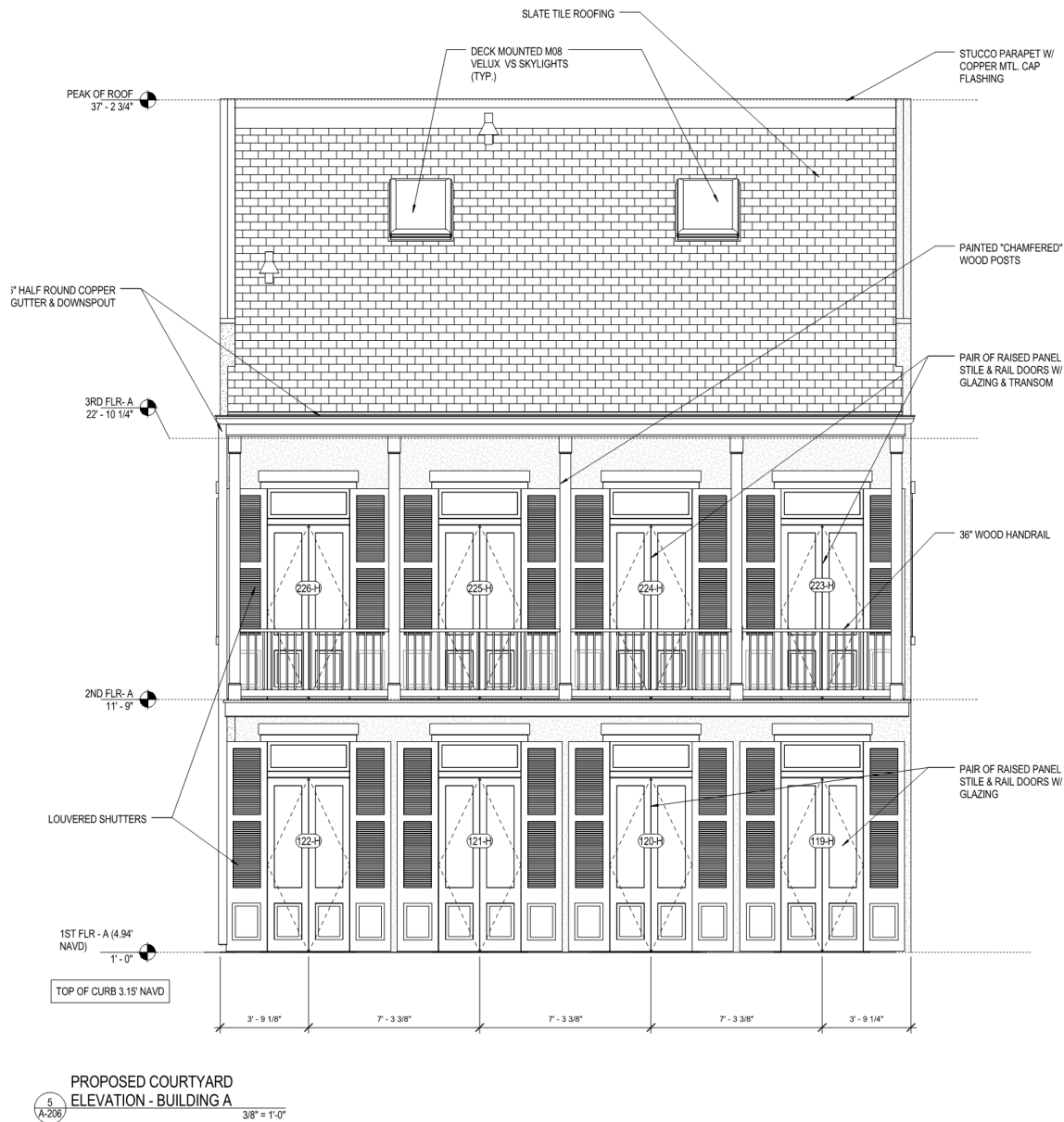


913 Gov. Nicholls, 1211-15 Dauphine

Vieux Carré Commission

August 5, 2021





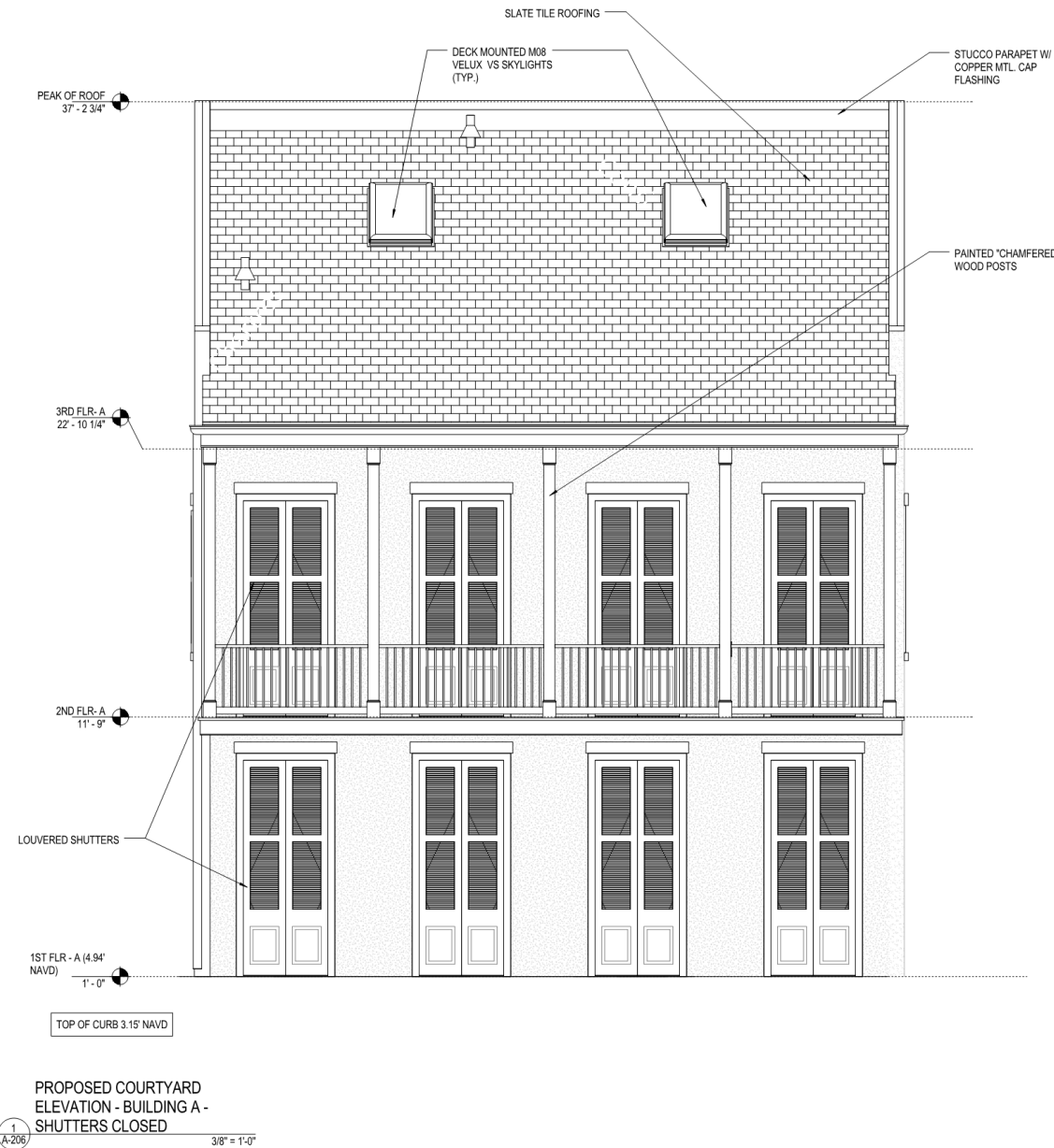
5
A-206
PROPOSED COURTYARD
ELEVATION - BUILDING A
3/8" = 1'-0"

913 Gov. Nicholls, 1211-15 Dauphine

Vieux Carré Commission

August 5, 2021





PROPOSED COURTYARD
ELEVATION - BUILDING A -
SHUTTERS CLOSED
1
A-206 3/8" = 1'-0"

913 Gov. Nicholls, 1211-15 Dauphine

Vieux Carré Commission

August 5, 2021



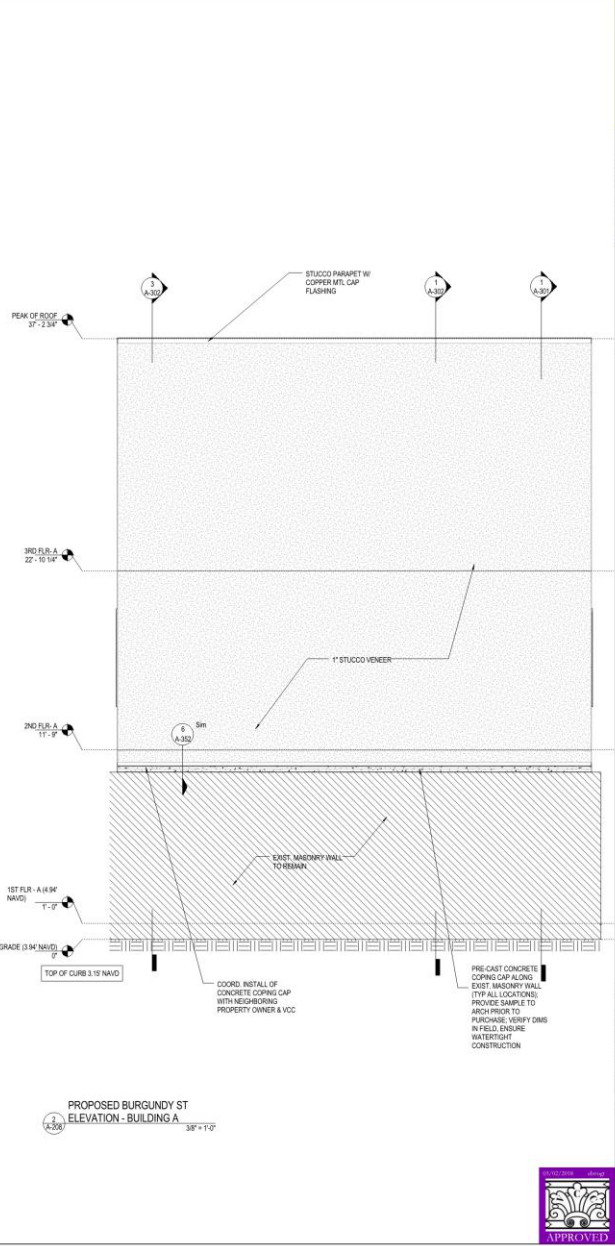
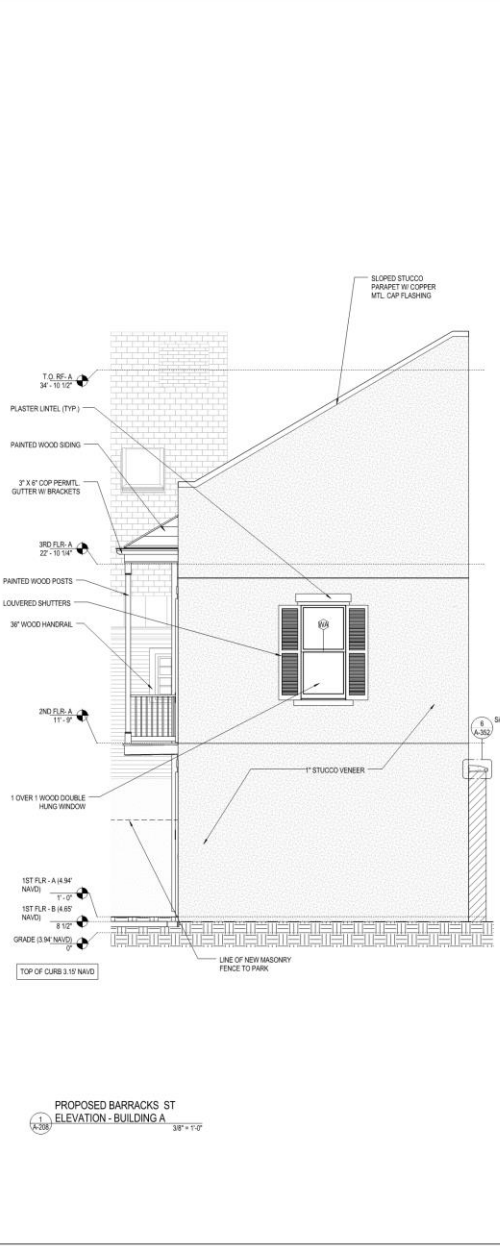
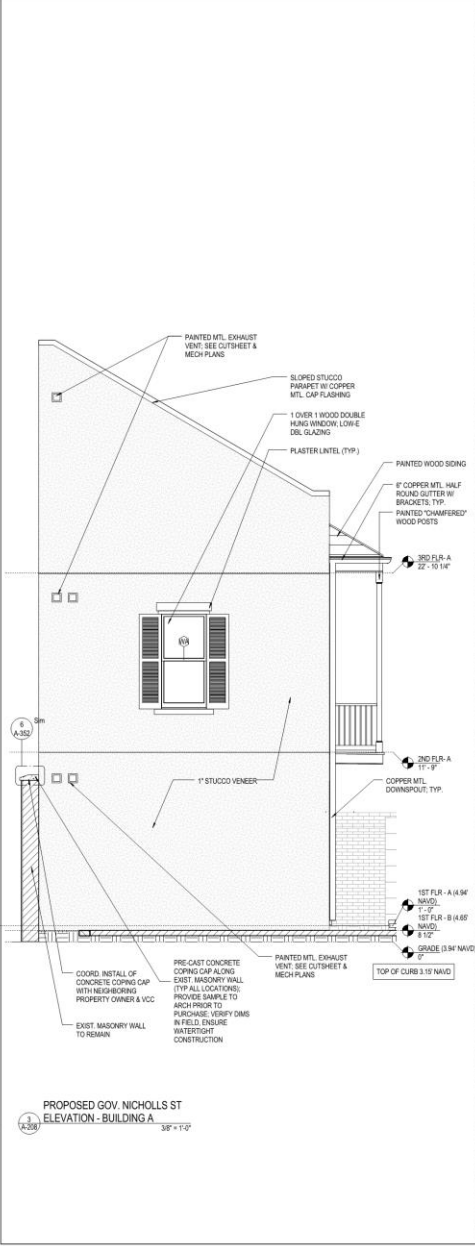
913 GOVERNOR NICHOLLS
913 Governor Nicholls St., New Orleans, LA 70116

No.	Date	Scope

BUILDING ELEVATIONS
JRA
3/8" = 1'-0"
5/8/2021.08
0:00:00

A-208

APPROVED





ARCHITECTURAL FIRM
JWA ARCHITECTURE, LLC
12115 DAUPHINE ST., SUITE 100
NEW ORLEANS, LA 70134

These drawings and specifications have been prepared by me or under my direct personal supervision and to the best of my professional knowledge and belief comply with applicable laws and regulations.

I hereby certify the preceding project was prepared by me or under my direct supervision.

John Wilkie
Professional Seal
Architect
No. 10000
State of Louisiana
Exp. 12/31/2018



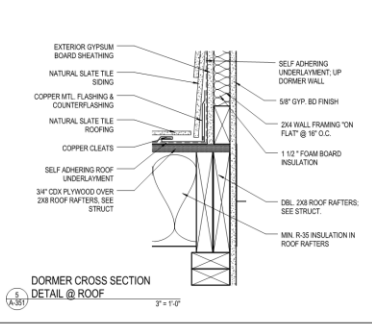
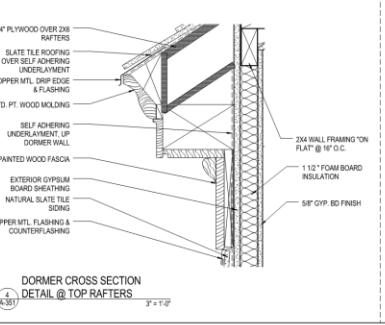
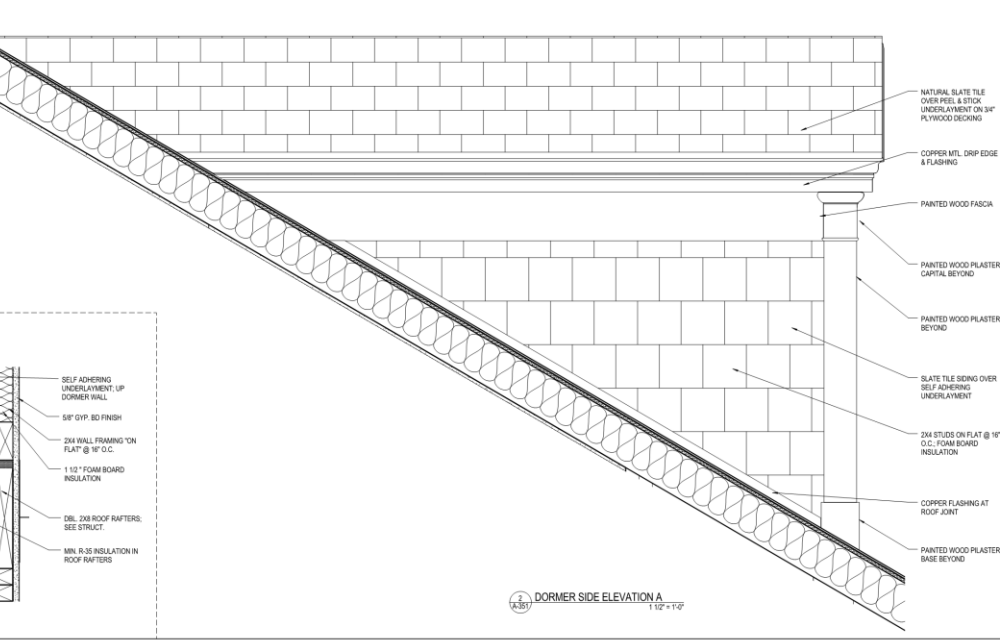
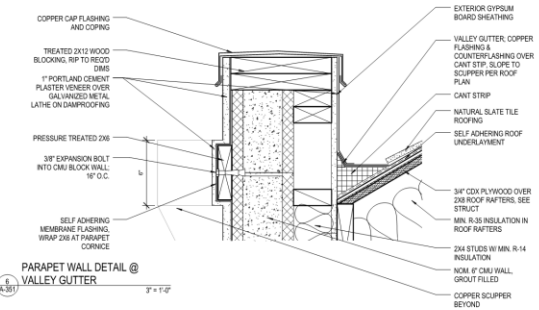
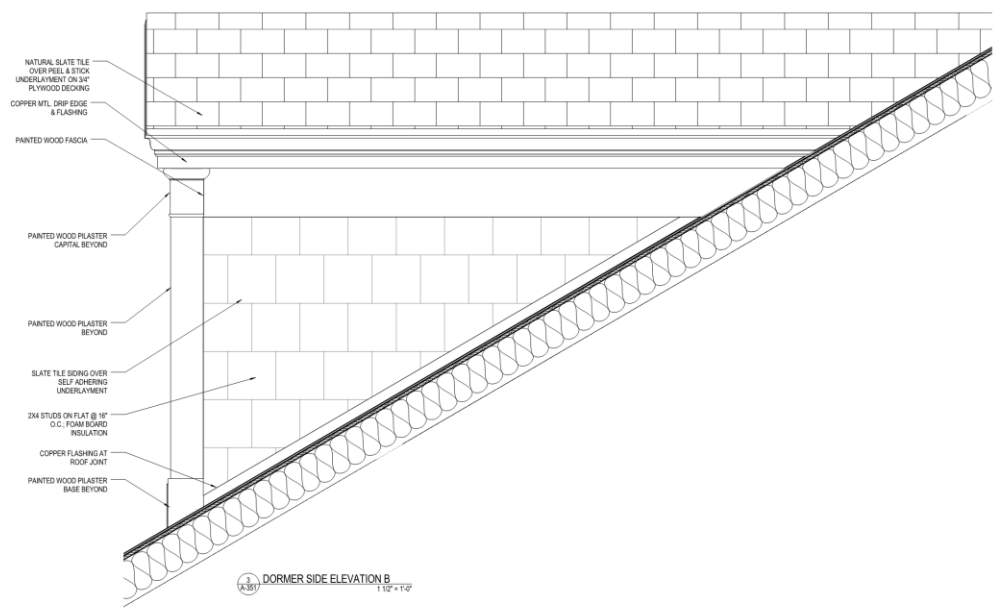
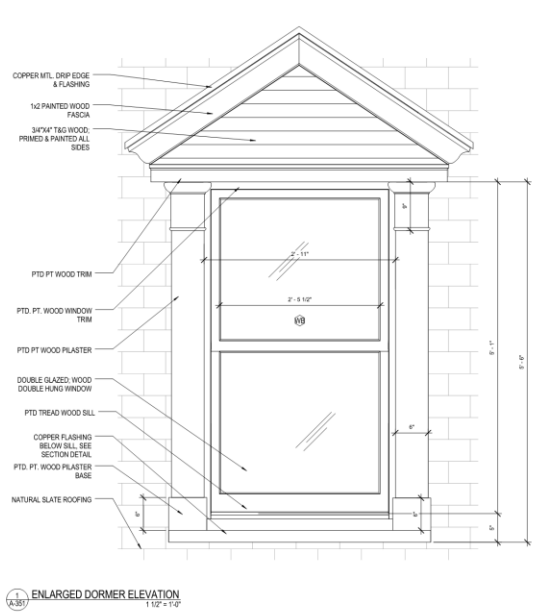
Copyright © 2017
JWA Architecture, LLC

913 GOVERNOR NICHOLLS
913 Governor Nicholls St., New Orleans, LA 70116



No.	Date	Scope

A-351

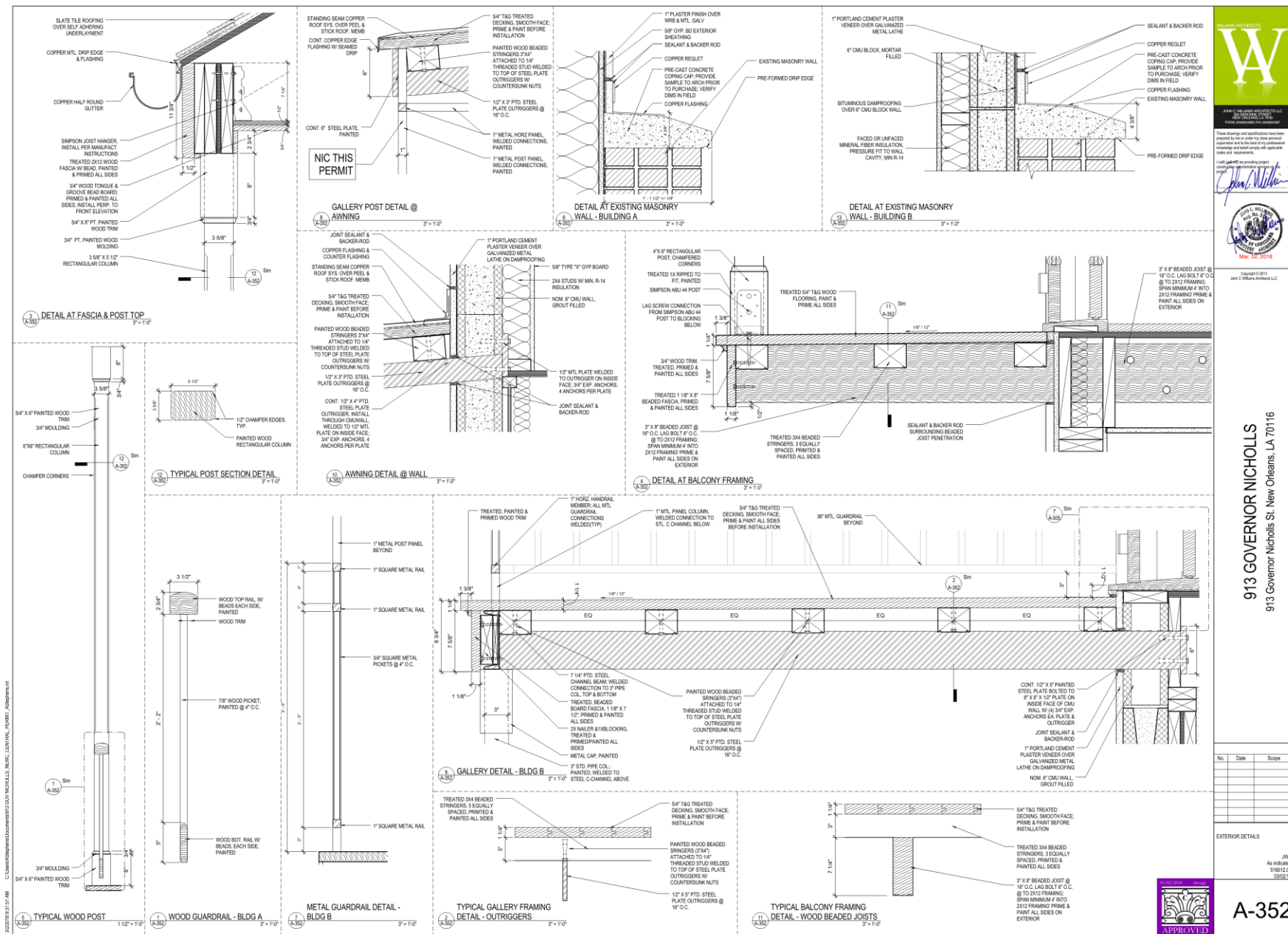


913 Gov. Nicholls, 1211-15 Dauphine

Vieux Carré Commission

August 5, 2021





These drawings and specifications have been prepared by me or under my direct supervision and I am a duly licensed professional engineer and architect and will supervise construction and will certify the compliance with all requirements.

JWA

Professional Seal: State of Louisiana, Mechanical, Professional Engineer, License No. 10323, Exp. 12/31/2021.

Professional Seal: State of Louisiana, Professional Architect, License No. 10323, Exp. 12/31/2021.

Copyright © 2021 JWA & CWB Architects LLC

913 GOVERNOR NICHOLLS
 913 Governor Nicholls St. New Orleans, LA 70716

No.	Date	Scope

EXTERIOR DETAILS

JWA
 As Issued
 5/18/21
 09/02/21

A-352

APPROVED

913 Gov. Nicholls, 1211-15 Dauphine

Vieux Carré Commission

August 5, 2021



DOOR TYPE DA
EXTERIOR DOOR TYPES
3'0" x 7'0"

DOOR TYPE DB

DOOR TYPE DC

DOOR TYPE DD

DOOR TYPE DA - FRONT ELEVATION SECTION BOX

DOOR DB - FRONT ELEVATION SECTION BOX

DOOR DC - SIDE ELEVATION SECTION BOX

RENDERINGS OF DOORS ARE TO PROVIDE 3D DESIGN INTENT OF DOOR TYPES, GENERAL CONTRACTOR TO UTILIZE DOOR TYPE ELEVATIONS, DOOR SCHEDULE, SECTIONS, DETAILS AND EXTERIOR ELEVATIONS FOR SPECIFIC DESIGN AND WILL SUPERSEDE RENDERINGS.

DOOR TYPE KEYNOTES

- 1 DOUBLE GLAZE, LOW-E GLASS
- 2 OPERABLE LOUVERED SHUTTER W/ CONTROL RODS, PAINT
- 3 CAST IRON ACME SHUTTER HINGES, FIELD VERIFY THROW
- 4 6" X 2" THICK STUCCO BAND, EXTEND 2" PAST FACE OF OPENING, TYP.
- 5 WOOD DOOR W/ DOUBLE GLAZING, PAINTED, RECESS IN EXTERIOR WALL
- 6 BRICK MOULD
- 7 STUCCO FINISH
- 8 EXTERIOR WALL TYPE: 1" STUCCO W/ GALV. MTL. LATHE OVER 6" CMU & 2X4 INTERIOR FRAMING

DOOR, WINDOW, AND SHUTTER GENERAL NOTES

1. ALL GLAZING IN WINDOWS AND DOORS TO BE DEL. GLAZING LOW-E, CLEAR
2. PROVIDE GLAZING SAMPLE TO OWNER AND ARCHITECT FOR VCC STAFF REVIEW PRIOR TO PURCHASE
3. GENERAL CONTRACTOR TO PROVIDE DOOR AND WINDOW SUBMITTAL TO ARCHITECT FOR REVIEW AND APPROVAL PRIOR TO PURCHASE. EXTERIOR DOORS & WINDOWS TO BE REVIEWED & APPROVED BY VCC THROUGH ARCH. PRIOR TO PURCHASE.
4. GENERAL CONTRACTOR TO PROVIDE DOOR, WINDOW, & LOUVERED SHUTTER SHOP DRAWINGS BY MILLSHOP TO ARCHITECT & VCC FOR REVIEW AND APPROVAL PRIOR TO PURCHASE.
5. ALL EXTERIOR WOOD WINDOWS AND DOORS TO BE WATER-REPELLENT, PRESERVATIVE TREATED
6. ALL WINDOWS AND DOORS TO BE PAINTED
7. GENERAL CONTRACTOR TO FIELD VERIFY THROW REQUIRED ON ALL SHUTTERS, EXTERIOR DOOR, AND WINDOW HINGES TO ALLOW FOR 180 DEGREE OPENING EXCEPT FOR DOOR IS ADJACENT TO WALL OR QUARTER
8. GENERAL CONTRACTOR TO COORDINATE ALL BLOCKING AT DOOR AND WINDOW OPENINGS WITH MILLSHOP SHOP DRAWINGS AND DIMENSIONS
9. GENERAL CONTRACTOR TO COORDINATE ALL HARDWARE SELECTION AND FINISHES WITH OWNER, ARCHITECT & VCC PRIOR TO PURCHASE
10. GENERAL CONTRACTOR TO PROVIDE SPECIFICATIONS FOR ALL FIRE RATED DOORS AND FIRE RATED FRAMES TO ARCHITECT PRIOR TO PURCHASE. PRIOR SPEC FOR EXTERIOR FIRE RATED DOORS TO VCC THROUGH ARCHITECT FOR APPROVAL PRIOR TO PURCHASE.

JOHN C. WILLIAMS
PROFESSIONAL ENGINEER
STATE OF LOUISIANA
LICENSE NO. 10000
EXPIRES 08/31/2018

913 GOVERNOR NICHOLLS
913 Governor Nicholls St. New Orleans, LA 70116

No.	Date	Scope

APPROVED

JWA
As indicated
5/18/21/20
8/30/18



Mr. John C. Williams
John C. Williams Architects
824 Baronne Street
New Orleans, LA 70113

Re: 913 Gov. Nicholls Street


Dear Mr. Williams,

The plans prepared for the project at 913 Gov. Nicholls Street in March, 2018, are still structurally valid.

The project abuts an existing brick wall at the back of the property at 1215 Dauphine Street. However, the new structure is completely independent of this existing brick wall and does not transmit any loads to it but is entirely supported on its own new foundation.

Therefore there would be no adverse effects to the existing brick wall at 1215 Dauphine Street due to the construction of the building at 913 Gov. Nicholls Street.

Yours very truly,



Walter E. Zenner, II



913 Gov. Nicholls, 1211-15 Dauphine – from engineer

Vieux Carré Commission

August 5, 2021





913 Gov. Nicholls, 1211-15 Dauphine – 08/03/2021

Vieux Carré Commission

August 5, 2021



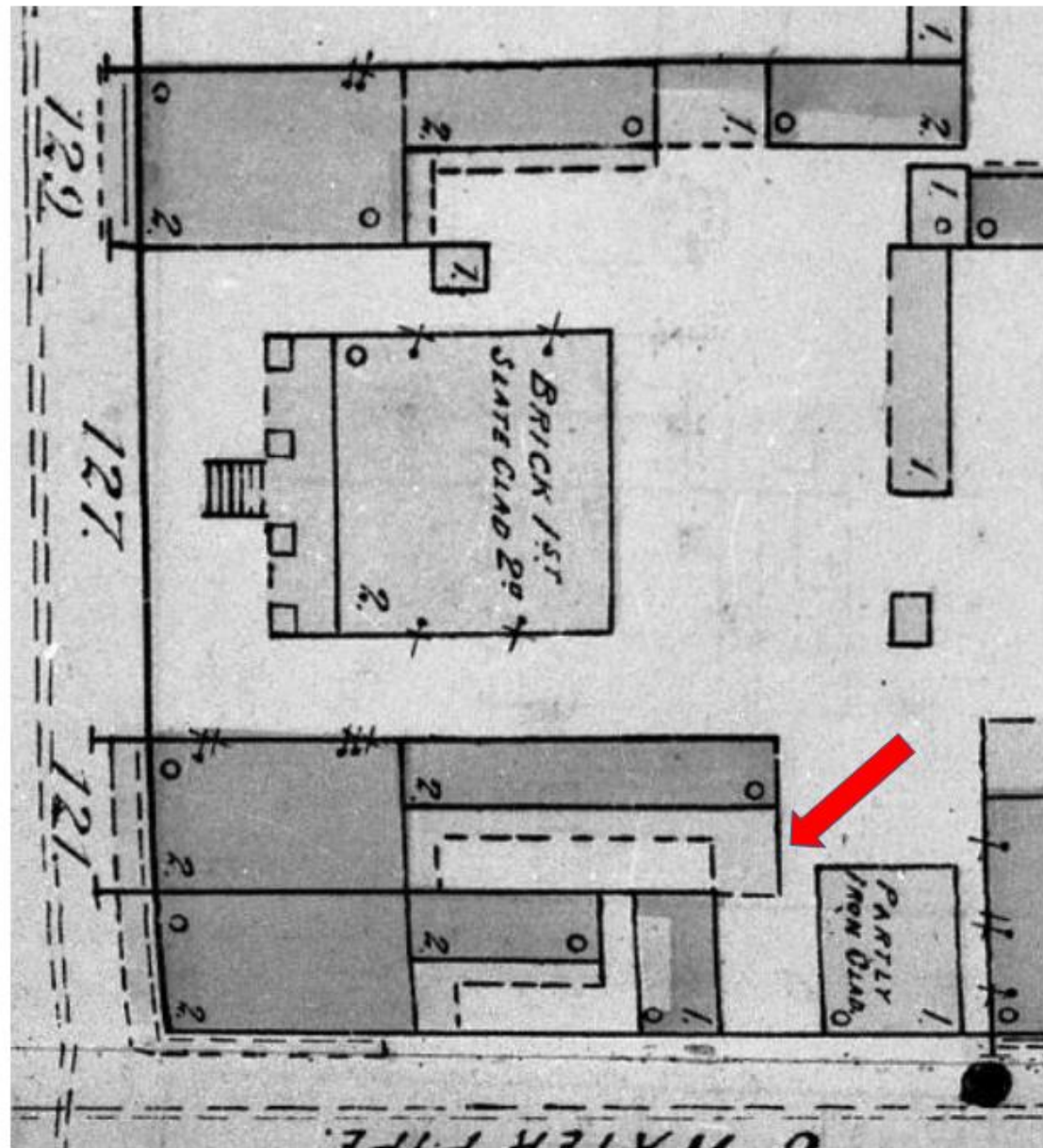


913 Gov. Nicholls, 1211-15 Dauphine – 08/03/2021

Vieux Carré Commission

August 5, 2021



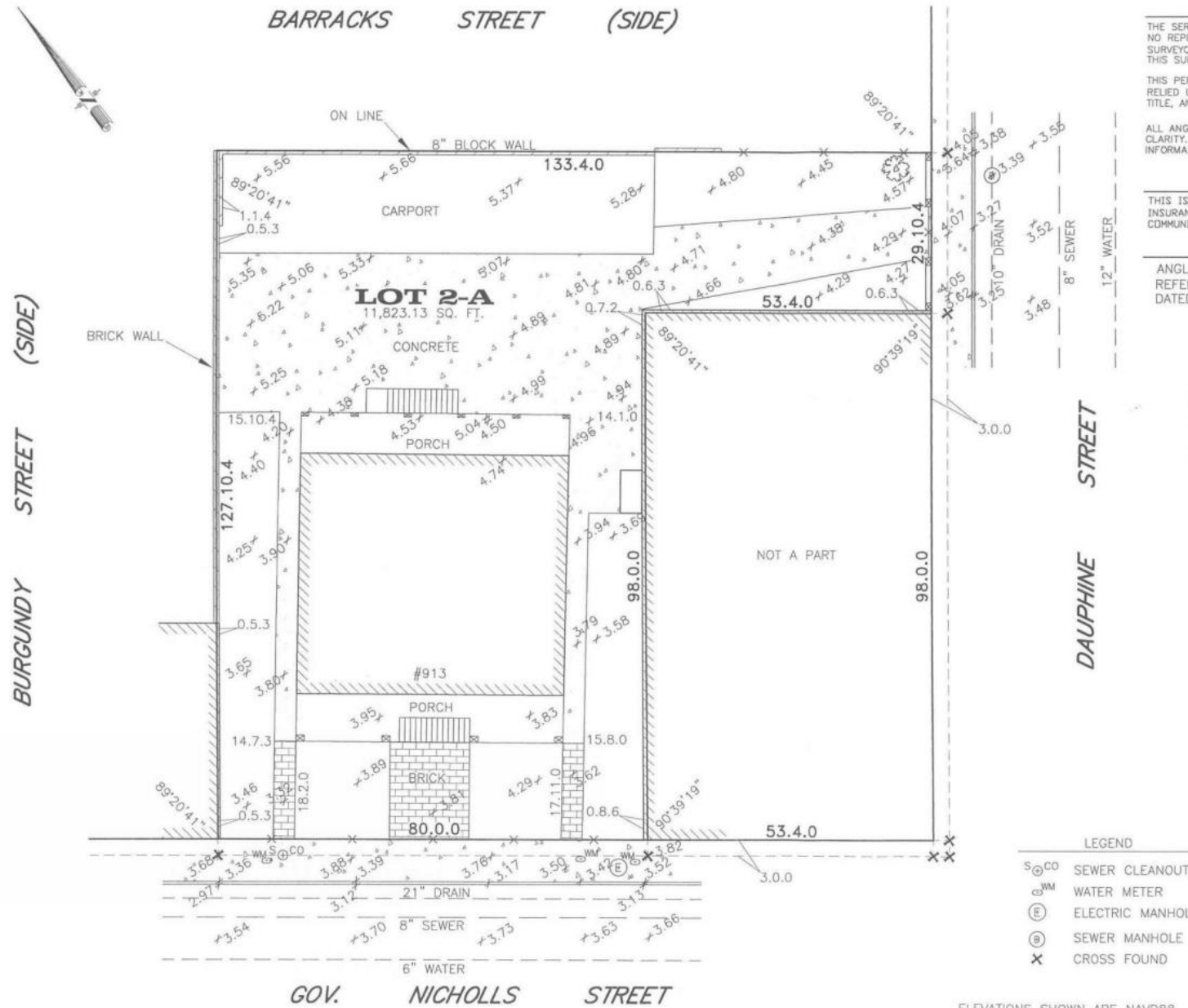


913 Gov. Nicholls, 1211-15 Dauphine, submitted by neighbor

Vieux Carré Commission

August 5, 2021



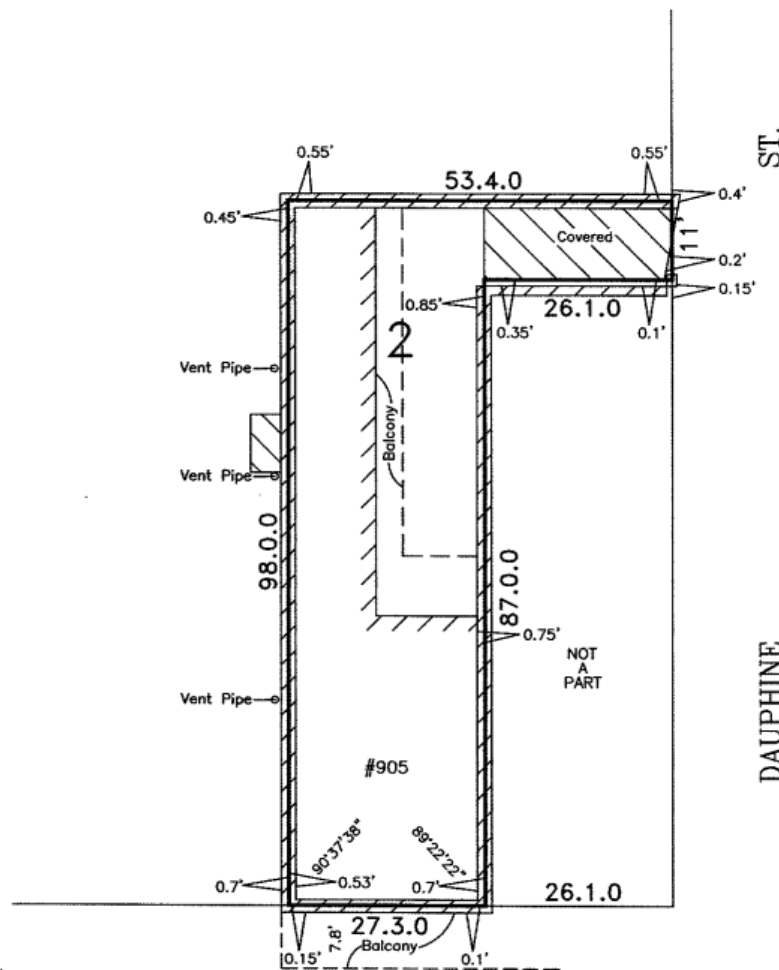


913 Gov. Nicholls, 1211-15 Dauphine, submitted by neighbor



ST. (SIDE)

BURGUNDY



DAUPHINE


GOV. NICHOLLS

ST.




913 Gov. Nicholls, 1211-15 Dauphine, submitted by neighbor





823 Decatur



823 Decatur

Vieux Carré Commission

August 5, 2021





823 Decatur – c. 1950

Vieux Carré Commission

August 5, 2021





823 Decatur

Vieux Carré Commission

August 5, 2021





823 Decatur

Vieux Carré Commission

02 26 2021

August 5, 2021





823 Decatur

Vieux Carré Commission

02 26 2021

August 5, 2021





823 Decatur

Vieux Carré Commission

August 5, 2021





823 Decatur

Vieux Carré Commission

August 5, 2021





823 Decatur

Vieux Carré Commission

August 5, 2021



24.15.A ELIGIBILITY

1. Any person or the City may apply for designation of an existing sign, as of the date of adoption of this Ordinance, as a classic sign. Classic signs are exempt from area, setback, height, lighting, movement, flashing, placement, type, content, placement and construction materials requirements of this Ordinance.
2. To qualify for designation as a classic sign, the sign shall:
 - a. Be at least twenty-five (25) years old or an exact replica of an original sign where the combined age of the duplicate and original sign is at least twenty-five (25) years.
 - b. Possess unique physical design characteristics, such as configuration, message, color, texture, etc.
 - c. Be of significance to the city, regardless of the use identified by the sign.
3. A sign designated a classic sign may remain on the premises even if the original use to which the sign relates is no longer located on the premises.
4. No designated classic sign may be converted into a billboard.

24.15.B APPLICATION

1. An application for classic sign status shall include plans for sign maintenance, renovation, or possible reconstruction. A classic sign application may also be submitted by the Historic District Landmarks Commission, City Council, or City Planning Commission.
2. Application for classic sign status shall be made to the Historic District Landmarks Commission, who will schedule a public hearing, where the applicant presents classic sign recommendations to the Historic District Landmarks Commission.
3. The Historic District Landmarks Commission may approve or deny the application within sixty (60) days of the public hearing.
4. The applicant may appeal a decision of the Historic District Landmarks Commission to the City Council within thirty (30) days of notification of the decision.

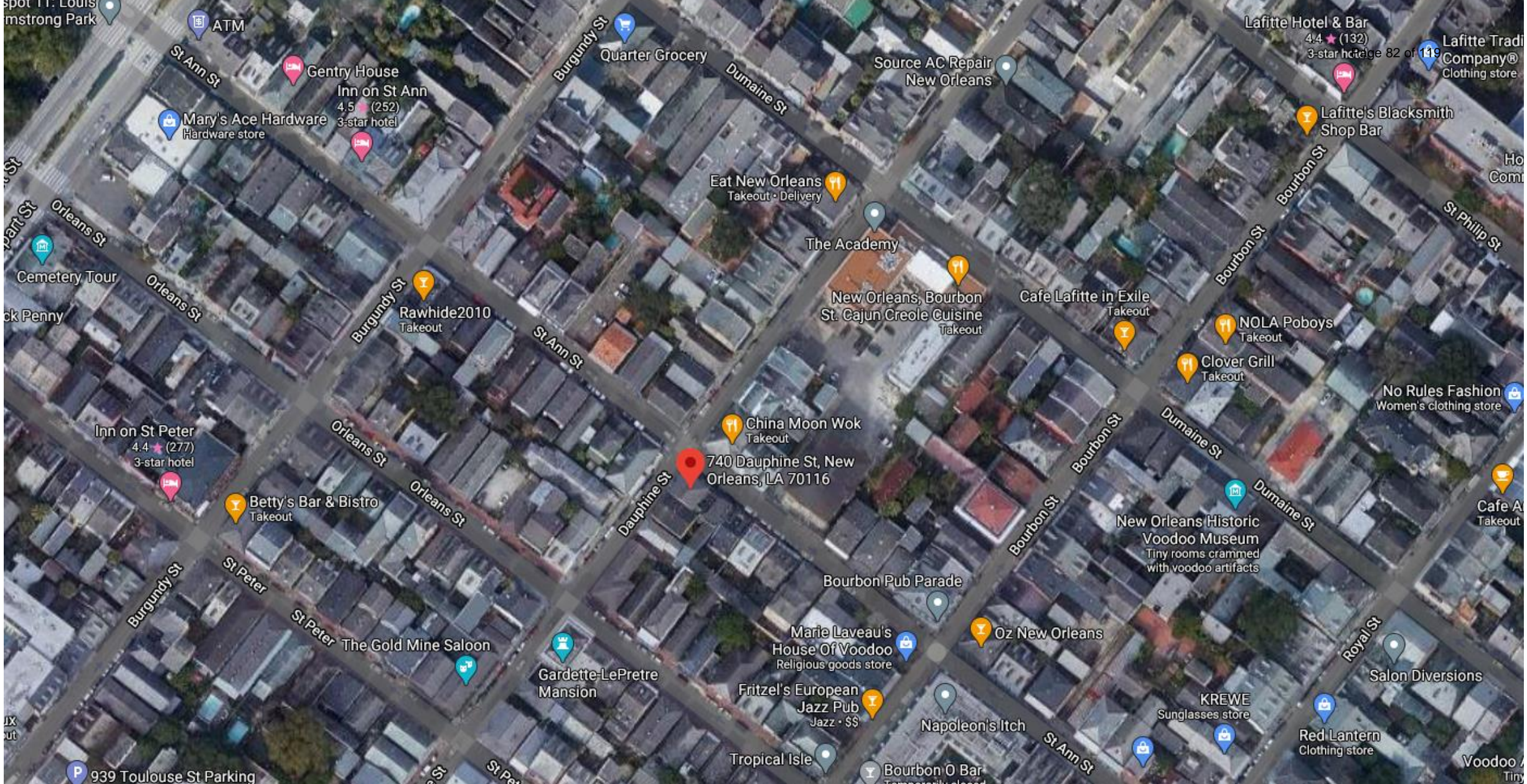
24.15.C MAINTENANCE

The owner of a classic sign shall ensure that the sign is not structurally dangerous, a fire hazard, an electrical shock hazard, or any other kind of hazard. Classic signs may be rebuilt if damaged.





740 Dauphine



740 Dauphine

Vieux Carré Commission

August 5, 2021





740 Dauphine

Vieux Carré Commission

August 5, 2021





740 Dauphine - 1988

Vieux Carré Commission

August 5, 2021





740 Dauphine - 1988

Vieux Carré Commission

August 5, 2021





740 Dauphine - 1989

Vieux Carré Commission

August 5, 2021



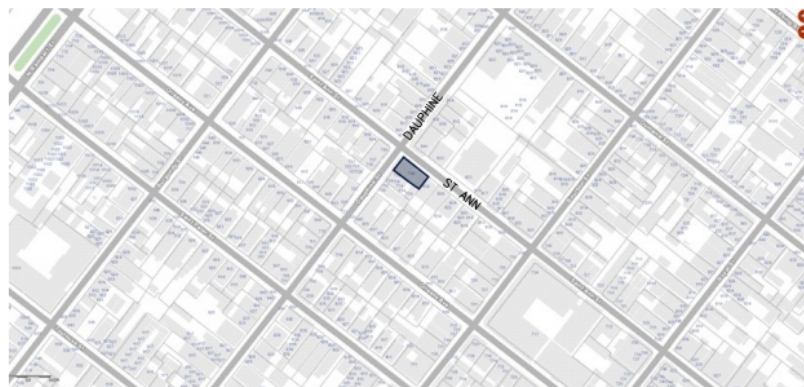


740 Dauphine

Vieux Carré Commission

August 5, 2021





1 VICINITY MAP
NOT TO SCALE

740 DAUPHINE ST

WOOD ENTERPRISES

NEW ORLEANS LA 70116

07 15 2021

VCC REVIEW & PERMIT SET

DESCRIPTION OF WORK:

ADDITION OF A NEW GALLERY ROOF AND COLUMNS TO THE EXISTING GALLERY AT 740 DAUPHINE AS SHOWN IN THE PROPOSED IMAGE #2. SHT A01 AND OTHER DETAILED DRAWINGS ON SHEETS A03 & 04. EXISTING EXPOSED RAFTER TAILS AND PORTION OF ROOF TO BE REMOVED TO ACCOMMODATE NEW GALLERY ROOF. THIS SUBMISSION IS FOR APPROVAL BY VIEUX CARRE COMMISSION AND A FULL PERMIT/CONSTRUCTION SUBMISSION TO BE SUBMITTED AT LATER DATE.

BUILDING INFORMATION

SCOPE OF WORK: ADDITION OF NEW GALLERY ROOF AND COLUMNS TO EXISTING GALLERY.

ZONING: VIEUX CARRE RESIDENTIAL VCR-1

OCCUPANCY: RESIDENTIAL TWO FAMILY DWELLING

CONSTRUCTION TYPE: TYPE V

SITE INFORMATION: SQ 74 LOT 8 30 X 63

APPLICABLE CODES: INTERNATIONAL RESIDENTIAL CODE 2015
LIFE SAFETY CODE 2015
INTERNATIONAL MECHANICAL CODE 2015
INTERNATIONAL ELECTRICAL CODE 2015

GENERAL NOTES:

TO THE BEST OF THE ARCHITECT KNOWLEDGE, THE FOLLOWING DOCUMENTS COMPLY WITH ALL APPLICABLE SECTIONS OF THE INTERNATIONAL RESIDENTIAL CODE FOR ONE AND TWO DWELLINGS, 2015.

THESE PLANS WERE DONE UNDER THE DIRECT SUPERVISION OF THE ARCHITECT. THIS OFFICE IS ADMINISTERING THE CONSTRUCTION OF THIS PROJECT. THE ARCHITECT TAKES FULL RESPONSIBILITY FOR THE CONTENTS OF THESE PLANS.

THE CONTRACTOR SHALL VERIFY ALL DIMENSIONS AND NOTIFY THE ARCHITECT OF ANY DISCREPANCIES.

INDEX OF DRAWINGS

- A01 PHOTOS
- A02 PHOTOS
- A03 ELEVATIONS
- A03.1 ELEVATIONS
- A04 SECTIONS/DETAILS
- A05 REFLECTED CEILING PLAN

ARCHITECTURE+
306 PINE ST
NEW ORLEANS, LA 70118
PH: 504 . 908 . 6364
FAX: 504 . 314 . 8263

**DESIGN
COLLABORATIVE, LLC.**

ALERT: NO OR REVISION FROM THE INFORMATION SHOWN/DRAWN ON THIS SHEET WITHOUT ADVANCE APPROVAL IN WRITING FROM THE ARCHITECT, MAY VOID DESIGN COLLABORATIVE, LLC RESPONSIBILITY. THIS DOCUMENT AND DESIGN ARE THE PROPERTY OF DESIGN COLLABORATIVE, LLC AND IS NOT TO BE COPIED OR REPRODUCED IN WHOLE OR PART. IT IS ONLY TO BE USED FOR THE PROJECT AND SITE SPECIFICALLY IDENTIFIED HEREIN.





1 EXISTING BUILDING /GALLERY
SCALE: NTS



2 PROPOSED BUILDING w/ COVERED GALLERY
SCALE: NTS



3 EXAMPLES BOURBON & ORLEANS
SCALE: NTS



4 EXAMPLES DAUPHINE & CONTI
SCALE: NTS

ALLEGATION TO OR OTHERWISE FROM THE INFORMATION SHOWN OR FROM THE INFORMATION SHOWN ON THIS SHEET. WITHOUT ADVANCE APPROVAL IN WRITING FROM THE ARCHITECT, MAY YOUR DESIGN COLLABORATIVE, LLC, REPRESENTATIVE. THIS DOCUMENT AND DESIGN ARE THE PROPERTY OF DESIGN COLLABORATIVE, LLC AND IS NOT TO BE COPIED OR REPRODUCED IN WHOLE OR IN PART. IT IS ONLY TO BE USED FOR THE PROJECT AND SITE SPECIFICALLY IDENTIFIED HEREON.

DESIGN COLLABORATIVE, LLC.

ARCHITECTURE+
306 PINE ST
NEW ORLEANS, LA 70118
PH: 504 . 908 . 6384
FAX: 504 . 314 . 8263

WOOD ENTERPRISES
740 DAUPHINE ST
NEW ORLEANS LA 70116

JOB
740DAUP
DATE:
06-15-2021
REVISIONS:
07-05-2021
07-15-2021

SEAL

SHEET
A01





1 EXISTING GALLERY
SCALE: NTS



2 EXISTING GALLERY
SCALE: NTS



3 EXISTING GALLERY
SCALE: NTS



4 EXISTING GALLERY
SCALE: NTS



5 EXISTING GALLERY
SCALE: NTS



6 EXISTING GALLERY
SCALE: NTS



7 EXISTING GALLERY
SCALE: NTS

ALL RIGHTS RESERVED. THIS DOCUMENT AND DESIGN ARE THE PROPERTY OF DESIGN COLLABORATIVE, LLC. NO PART OF THIS DOCUMENT OR DESIGN MAY BE REPRODUCED OR TRANSMITTED IN ANY FORM OR BY ANY MEANS, ELECTRONIC OR MECHANICAL, INCLUDING PHOTOCOPYING, RECORDING, OR BY ANY INFORMATION STORAGE AND RETRIEVAL SYSTEM, WITHOUT PERMISSION IN WRITING FROM DESIGN COLLABORATIVE, LLC. PERMISSION IS GRANTED TO REPRODUCE THIS DOCUMENT FOR PERSONAL USE ONLY. IT IS NOT TO BE USED FOR ANY OTHER PROJECT OR FOR ANY OTHER PURPOSE.

DESIGN COLLABORATIVE, LLC.
ARCHITECTURE+
306 PINE ST
NEW ORLEANS, LA 70118
PH: 504.938.6364
FAX: 504.314.8263

WOOD ENTERPRISES
740 DAUPHINE ST
NEW ORLEANS LA 70116

JOB: 740DAUP
DATE: 06-15-2021
REVISIONS:
07-05-2021
07-15-2021

SEAL

SHEET
A02



DESIGN COLLABORATIVE LLC.
ARCHITECTURE+
306 PINE ST
NEW ORLEANS, LA 70110
PH: 504 - 566 - 6384
FAX: 504 - 314 - 8263

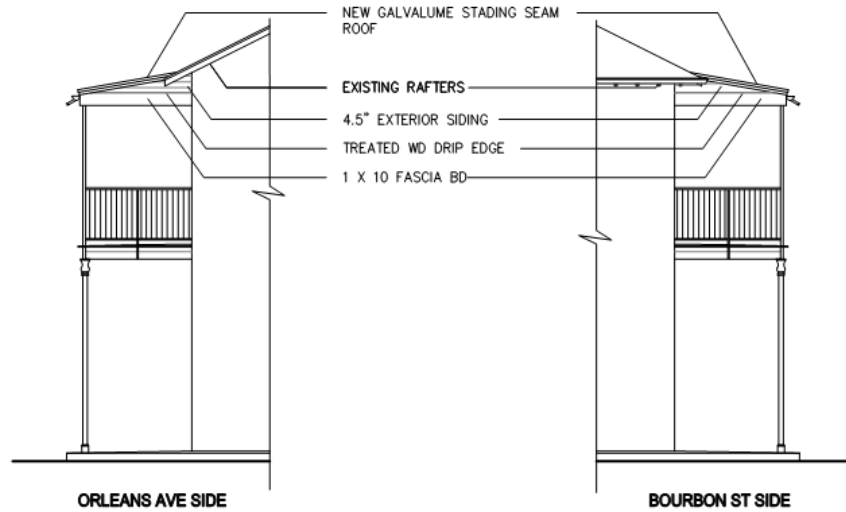
WOOD ENTERPRISES
740 DAUPHINE ST
NEW ORLEANS LA 70116

JOB
740DAUP
DATE:
06-15-2021
REVISIONS:
07-05-2021
07-15-2021

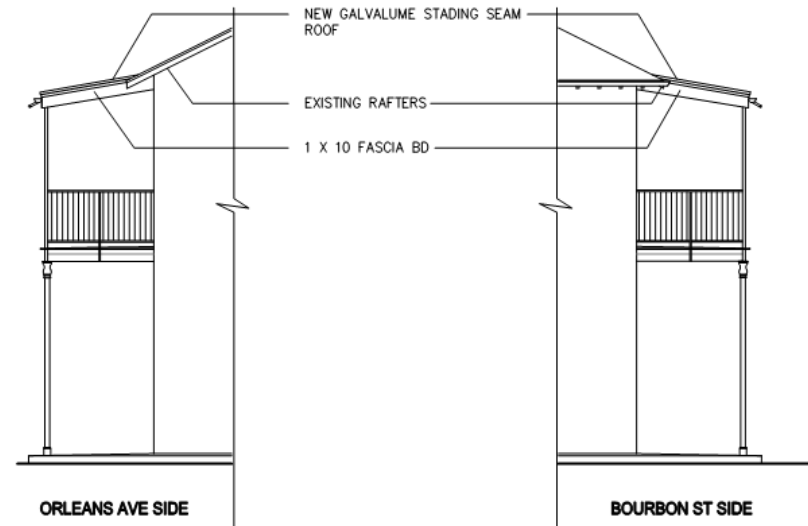
SEAL

SHEET
A03.1

ALTERNATIVE TO BE REVIEWED FROM THE INFORMATION CONTAINED IN THIS SHEET WITHOUT FURTHER APPROVAL. IN REVIEW FROM THE ARCHITECT, AND DESIGN ARE THE PROPERTY OF DESIGN COLLABORATIVE LLC AND IS NOT TO BE COPIED OR REPRODUCED IN WHOLE OR PART. IT IS ONLY TO BE USED FOR THE PROJECT AND SITE SPECIFICALLY NOTED HEREIN.



2 PROPOSED GALLERY ROOF ADDITION - SIDE ELEVATIONS OPTION 2
SCALE: 1/8" = 1'-0" CLOSED GABLED ENDS



1 PROPOSED GALLERY ROOF ADDITION - SIDE ELEVATIONS OPTION 1
SCALE: 1/8" = 1'-0" OPENED GABLED ENDS

740 Dauphine

Vieux Carré Commission

August 5, 2021



DESIGN COLLABORATIVE, LLC.
 ARCHITECTURE+
 308 PINE ST
 NEW ORLEANS, LA 70110
 PH: 504.908.6304
 FAX: 504.314.8283

WOOD ENTERPRISES
 740 DAUPHINE ST
 NEW ORLEANS LA 70116

JOB: **740DAUP**
 DATE: **06-15-2021**
 REVISIONS:
 07-05-2021
 07-15-2021

SEAL

SHEET
A03



3 PROPOSED BUILDING /GALLERY ROOF ADDITION
 SCALE: 1/8" = 1'-0"
 DAUPHINE ST SIDE



4 PROPOSED BUILDING /GALLERY ROOF ADDITION
 SCALE: 1/8" = 1'-0"
 ST ANN ST SIDE



1 EXISTING BUILDING /GALLERY
 SCALE: 1/8" = 1'-0"
 DAUPHINE ST SIDE



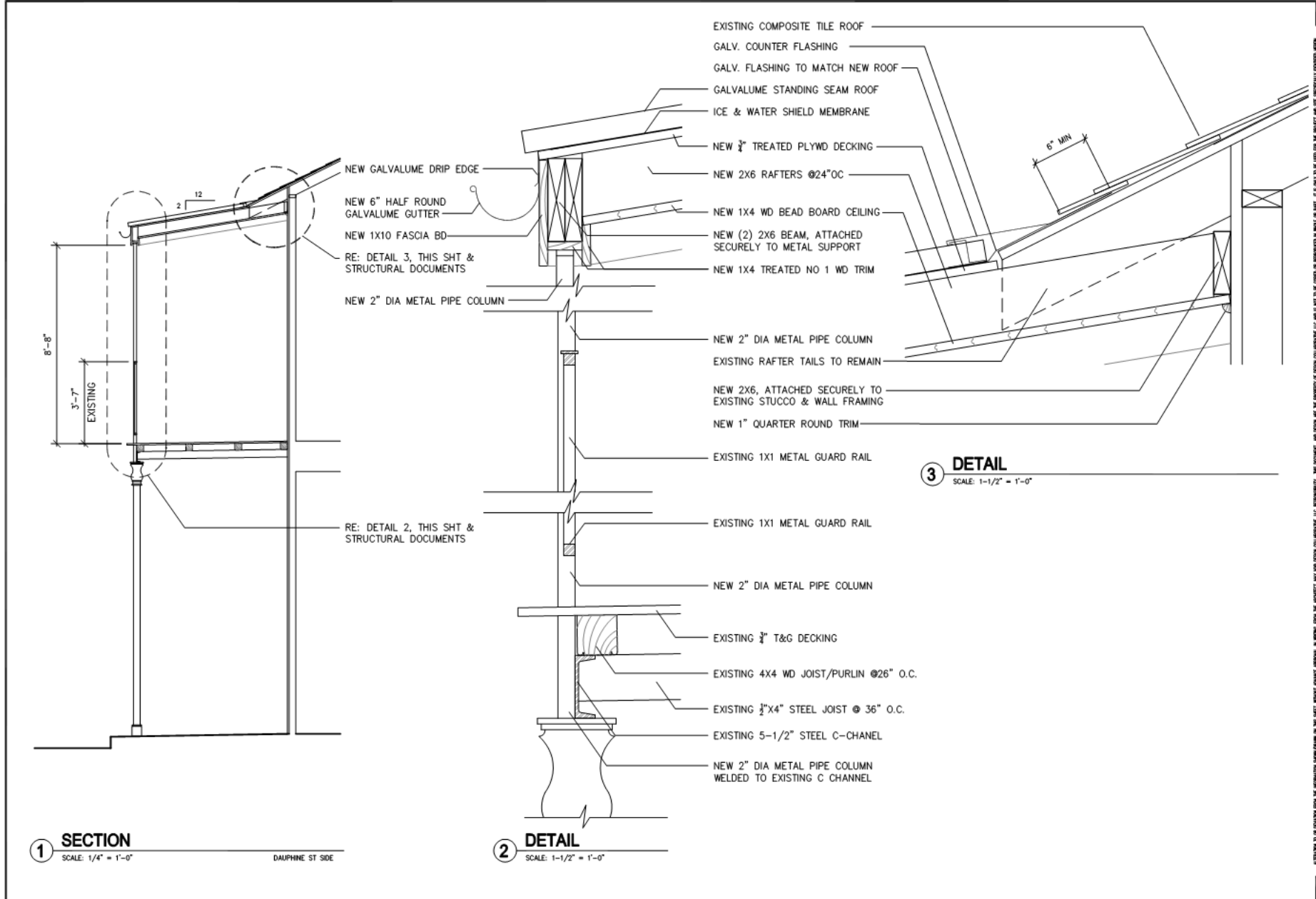
2 EXISTING BUILDING /GALLERY
 SCALE: 1/8" = 1'-0"
 ST ANN ST SIDE

ALL ELEVATIONS TO BE REVIEWED FOR THE INFORMATION PROVIDED IN THIS SHEET. VERIFY ALL DIMENSIONS AND SPACING. THE DOCUMENT AND DESIGN ARE THE PROPERTY OF DESIGN COLLABORATIVE, LLC. AND IS NOT TO BE COPIED OR REPRODUCED IN WHOLE OR PART. IT IS ONLY TO BE USED FOR THE PROJECT AND NOT FOR ANY OTHER PROJECTS.

740 Dauphine

Vieux Carré Commission

August 5, 2021



1 SECTION
SCALE: 1/4" = 1'-0"
DAUPHINE ST SIDE

2 DETAIL
SCALE: 1-1/2" = 1'-0"

3 DETAIL
SCALE: 1-1/2" = 1'-0"

ALL DRAWINGS TO BE REVIEWED FROM THE ORIGINAL SPECIFICATIONS ON THE SHEET. WITHOUT ADVANCE APPROVAL, NO WORK SHALL BE DONE. THE ARCHITECT AND DESIGN ARE THE PROPERTY OF DESIGN COLLABORATIVE, LLC AND IS NOT TO BE COPIED OR REPRODUCED IN WHOLE OR IN PART. IT IS TO BE USED FOR THE PROJECT AND NOT FOR ANY OTHER PROJECT.

DESIGN COLLABORATIVE, LLC.
 ARCHITECTURE+
 306 PINE ST
 NEW ORLEANS, LA 70118
 PH: 504.908.6364
 FAX: 504.314.8263

WOOD ENTERPRISES
 740 DAUPHINE ST
 NEW ORLEANS LA 70116

JOB: **740DAUP**
 DATE: **08-15-2021**
 REVISIONS:
 07-05-2021
 07-15-2021

SEAL

SHEET
A04



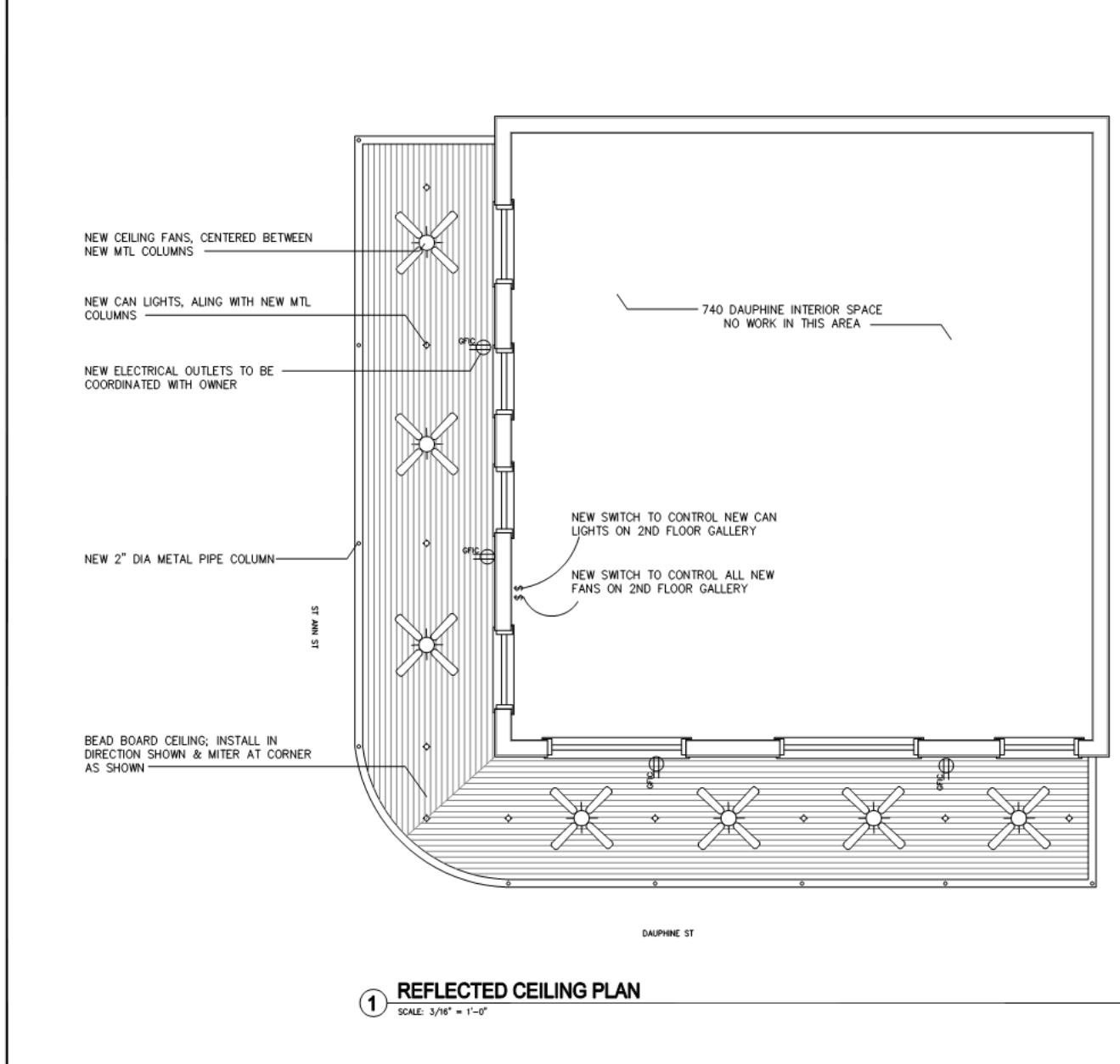
DESIGN COLLABORATIVE, LLC.
 ARCHITECTURE+
 308 PINE ST
 NEW ORLEANS, LA 70118
 PH: 504.566.6364
 FAX: 504.314.8263

WOOD ENTERPRISES
 740 DAUPHINE ST
 NEW ORLEANS LA 70116

JOB
740DAUP
 DATE:
06-15-2021
 REVISIONS:
 07-05-2021
 07-15-2021

SEAL

SHEET
A05



1 REFLECTED CEILING PLAN
 SCALE: 3/16" = 1'-0"

GENERAL ELECTRICAL NOTES

ALL ELECTRICAL SHALL CONFORM TO ALL APPLICABLE SECTIONS OF THE NATIONAL ELECTRICAL CODE 2014

ELECTRICAL LEGEND

	SURFACE/PENDANT LIGHT		FAN W/ LIGHT
	RECESSED LIGHT		FLOOD LIGHT
	WALL SCONCE LIGHT		TRACK LIGHTS
	OUTLET		TANKLESS HEATER
	GFCI OUTLET		ELEC PANEL
	EXTERIOR GFCI OUTLET		HOSE BIB
	220V OUTLET		GAS LINE
	UNDER CABINET LIGHTS		MINI SPLIT INDOOR UNIT
	110V HEATER VENT LIGHT		
	110V VENT LIGHT		
	TV CABLE & PHONE		
	THERMOSTAT		
	SWITCH (FAN SWITCH TO HAVE DUAL ADJUSTABLE CONTROL FOR LIGHT & FAN)		
	JUNCTION BOX		
	SMOKE/CARBON MONOXIDE DETECTOR		

ATTENTION TO BE GIVEN FROM THE INFORMATION CONTAINED ON THIS SHEET. BEFORE ANY WORK BEGINS. APPROVAL IN WRITING FROM THE ARCHITECT, MAY NOT BE OBTAINED FROM DESIGN COLLABORATIVE, LLC. RESPONSIBILITY. THE ACCOUNT AND DESIGN ARE THE PROPERTY OF DESIGN COLLABORATIVE, LLC AND IS NOT TO BE COPIED OR REPRODUCED IN WHOLE OR PART. IT IS NOT TO BE USED FOR THE PROJECT AND SITE SPECIFICALLY IDENTIFIED HEREIN.






635 Bourbon



A
633 Bourbon



B



A

1104 Dauphine



B



C



A

416 Charters



B



C

740 Dauphine

Vieux Carré Commission



625 Governor Nicholls

August 5, 2021






635 Bourbon



A
633 Bourbon



B

740 Dauphine

Vieux Carré Commission

August 5, 2021





A



B



C

1104 Dauphine

740 Dauphine

Vieux Carré Commission

August 5, 2021





A

B

C

416 Charters

740 Dauphine

Vieux Carré Commission

August 5, 2021





740 Dauphine

Vieux Carré Commission


625 Governor Nicholls

August 5, 2021

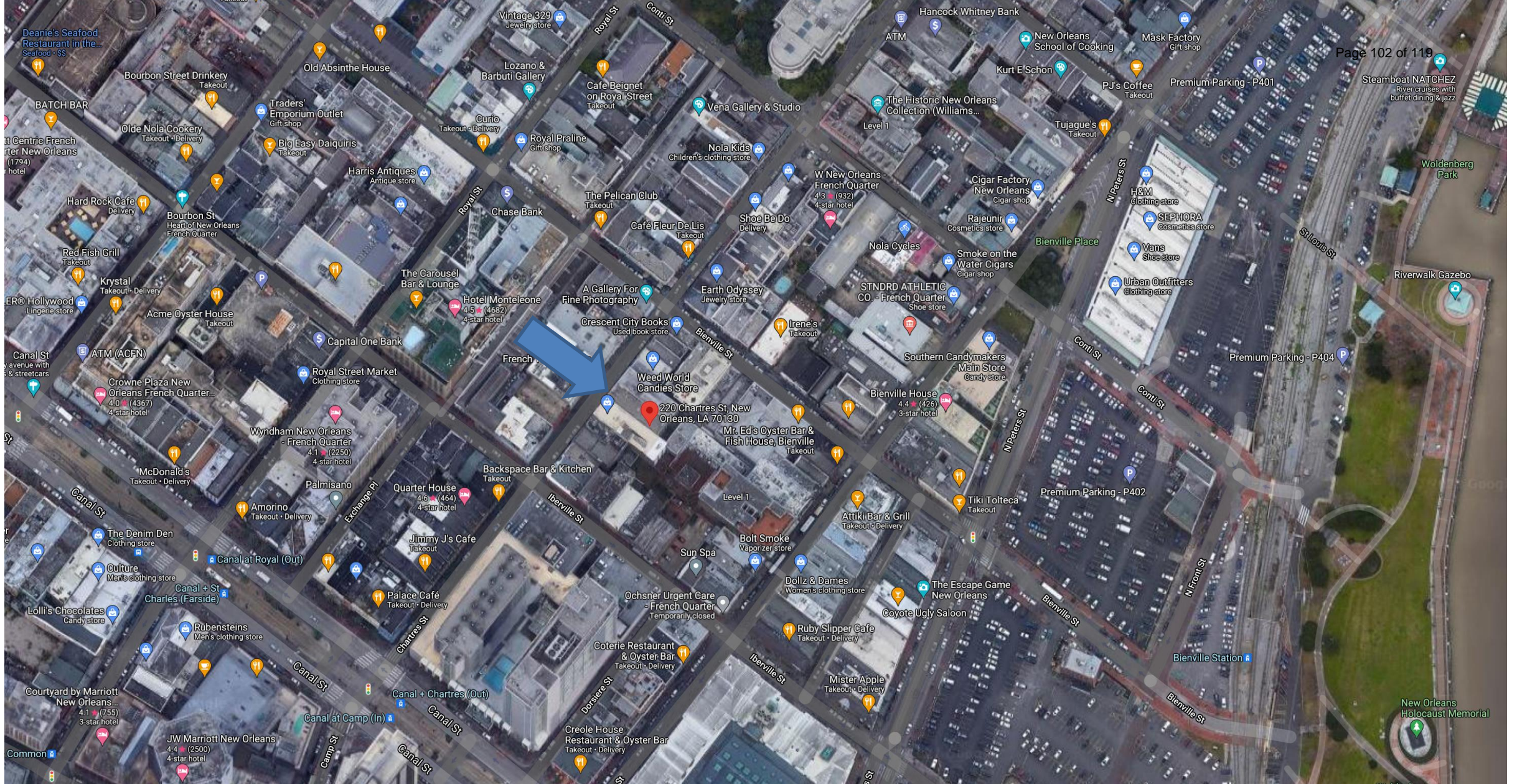




Change of Use



220-22 Chartres

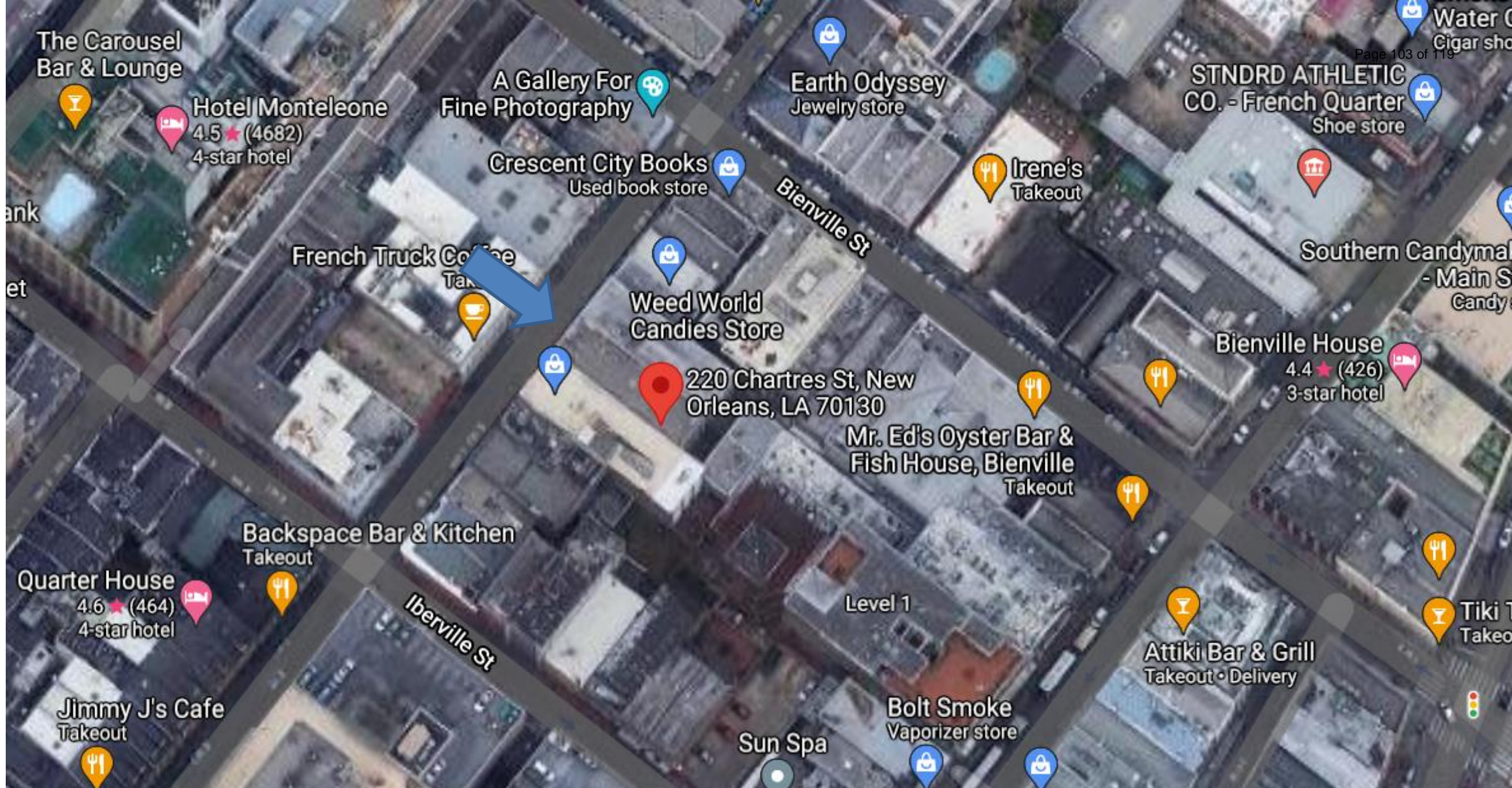


220-22 Chartres

Vieux Carré Commission

August 5, 2021





220-22 Chartres

Vieux Carré Commission

August 5, 2021





220-22 Chartres

Vieux Carré Commission

August 5, 2021





220-22 Chartres – 1965

Vieux Carré Commission

August 5, 2021






220-22 Chartres

Vieux Carré Commission

August 5, 2021





220-22 Chartres

Vieux Carré Commission

August 5, 2021



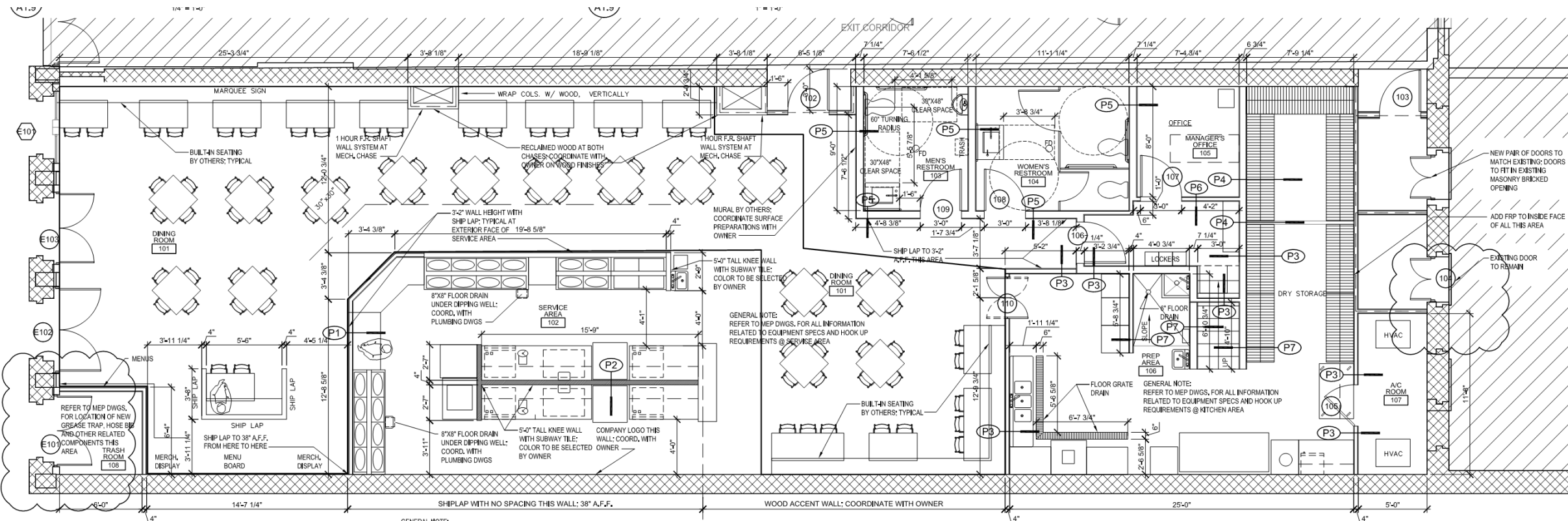


220-22 Chartres

Vieux Carré Commission

August 5, 2021





- GENERAL NOTE:
1. REFER TO EQUIPMENT PLAN AND MEP DRAWINGS FOR SPECIFIC INFORMATION ON EQUIPMENT.
 2. ALL FURNITURE TO BE INSTALLED AND SPECIFIED BY OWNER.
 3. ALL SHIP LAP TO HAVE 1/8" SPACING-EXCEPT WHERE NOTED OTHERWISE.

--- 1 HOUR FIRE RATED PARTITION

01 PROPOSED FLOOR PLAN
A1.9 1/4" = 1'-0"

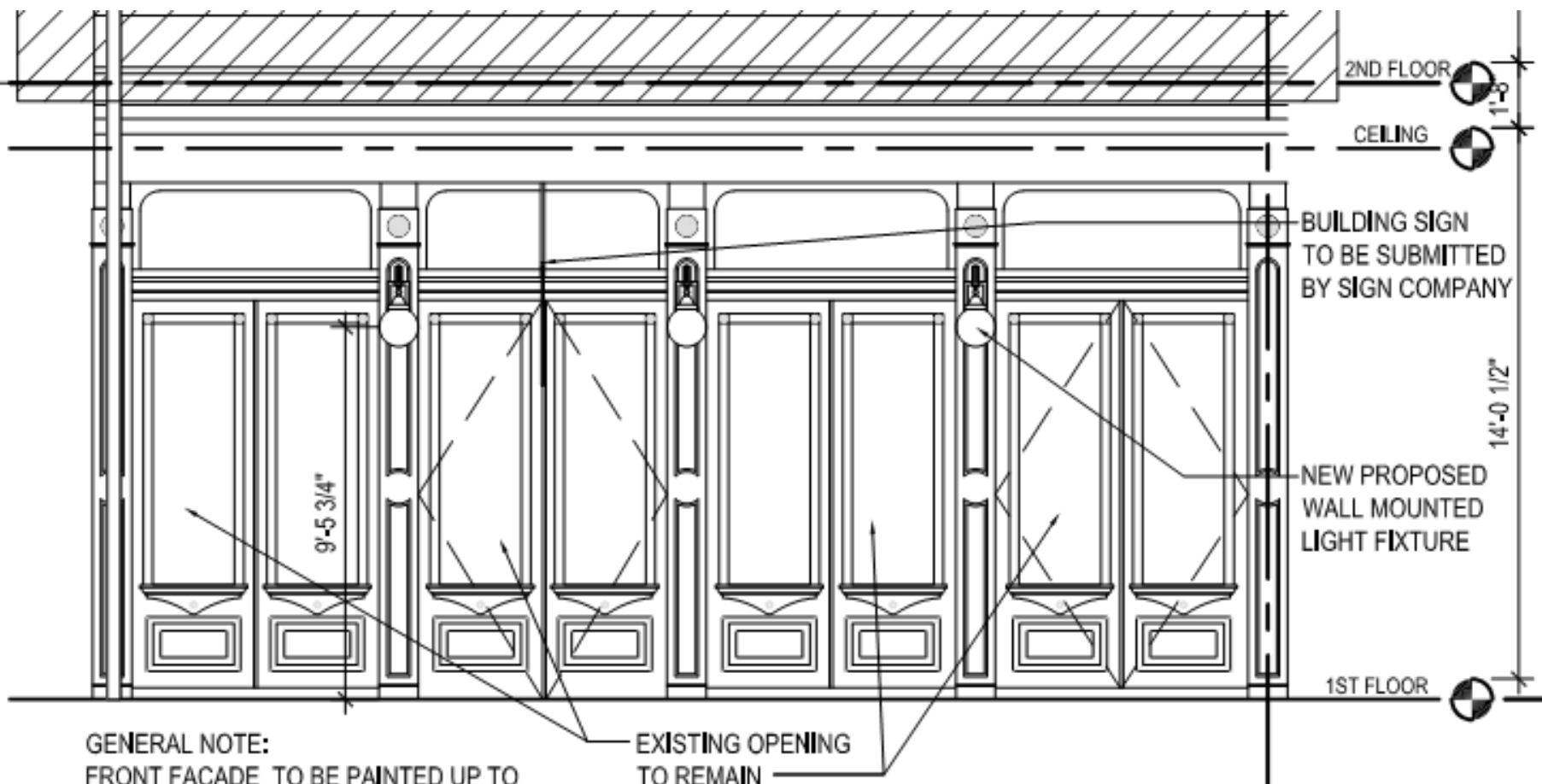
VCC SUBMITTAL- JULY 13, 2021

220-22 Chartres

Vieux Carré Commission

August 5, 2021






GENERAL NOTE:
FRONT FACADE TO BE PAINTED UP TO
UNDERSIDE OF SECOND FLOOR FENESTRATION;
SAME COLOR AS EXISTING; DOORS TO BE
REPAINTED SAME COLOR AS EXISTING



NO. 215: Height overall, less globe, 15 1/2". Backplate 6 3/4"x 14". Wall to center 12". Holder size 5" or 6" (state size).



220-22 Chartres

Vieux Carré Commission

August 5, 2021





220-22 Chartres

Vieux Carré Commission

August 5, 2021



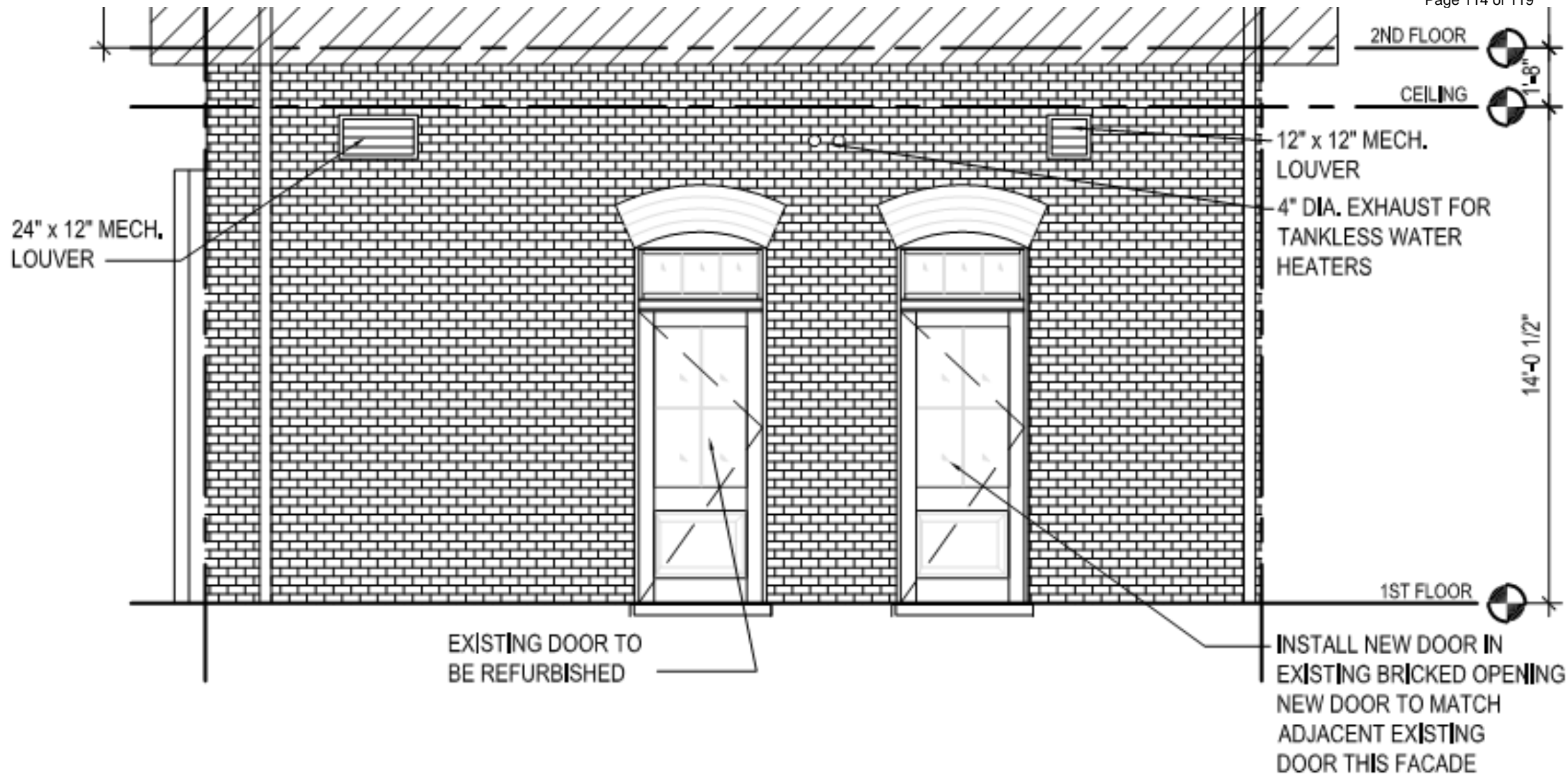


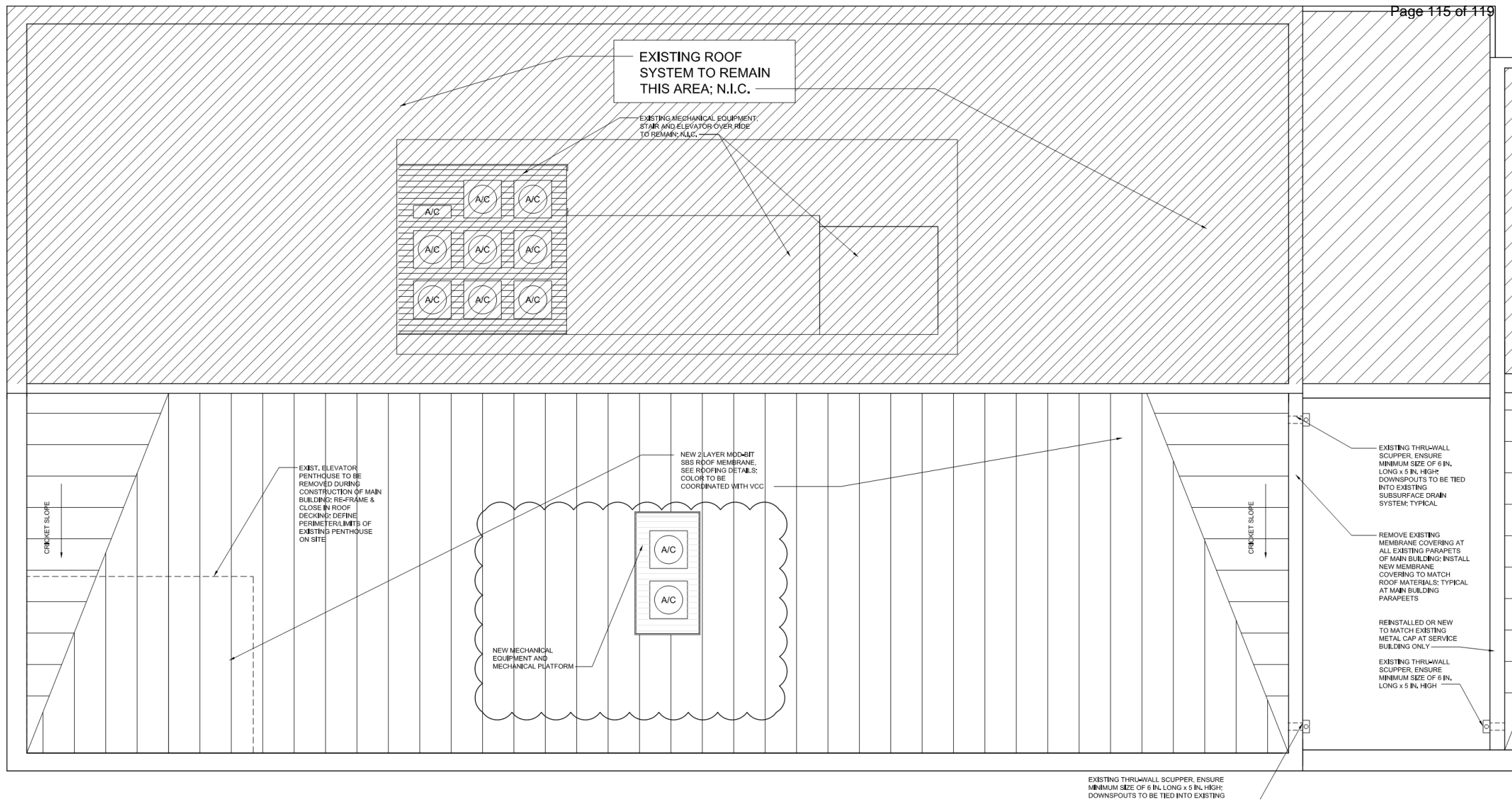
220-22 Chartres

Vieux Carré Commission

August 5, 2021









Product Catalog

6-25 TONS

Split System Air Conditioners Odyssey™

Cooling Condenser — 6 to 25 Tons — 60 Hz
Air Handler — 5 to 25 Tons — 60 Hz



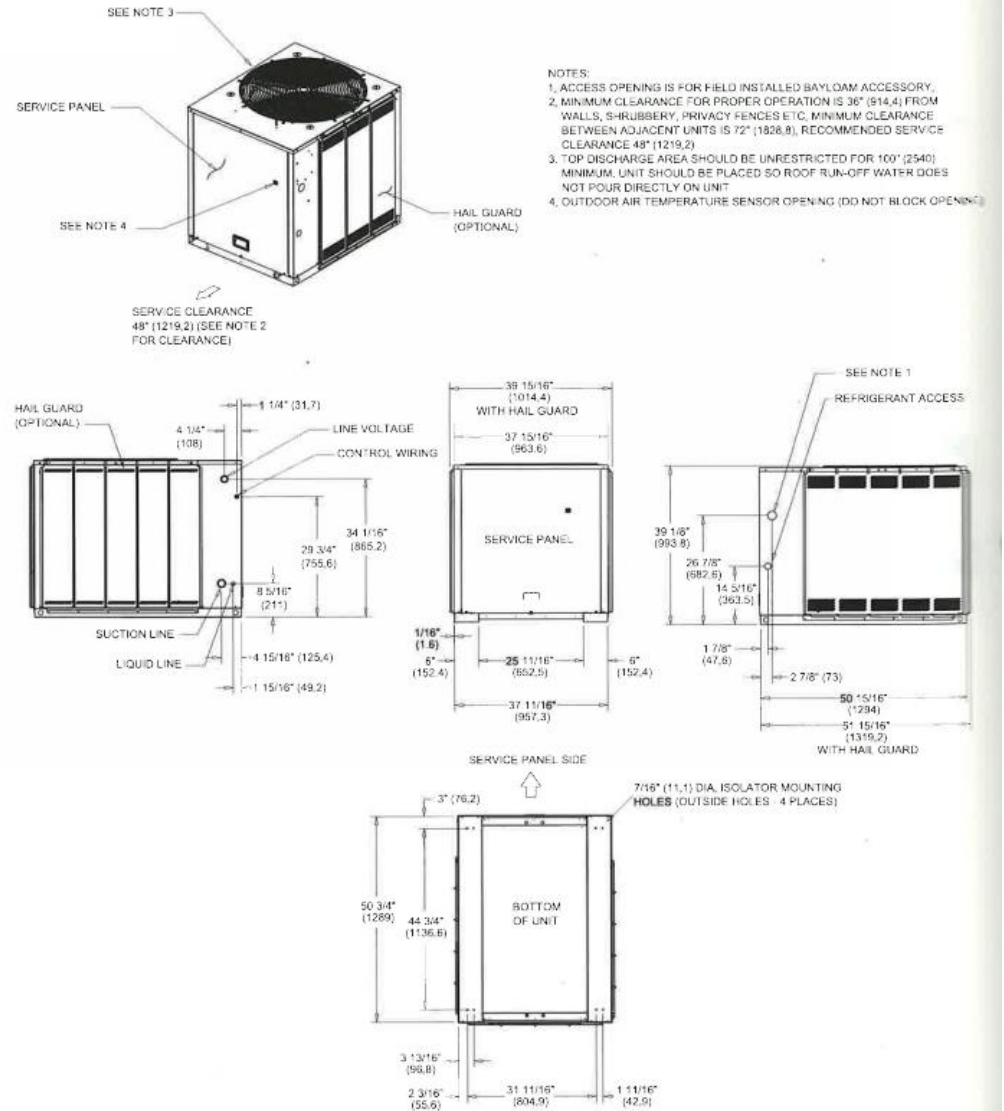
March 2015

SS-PRC028H-EN



Dimensional Data

Figure 31. 10 condensing unit, manifolded compressor, tube and fin

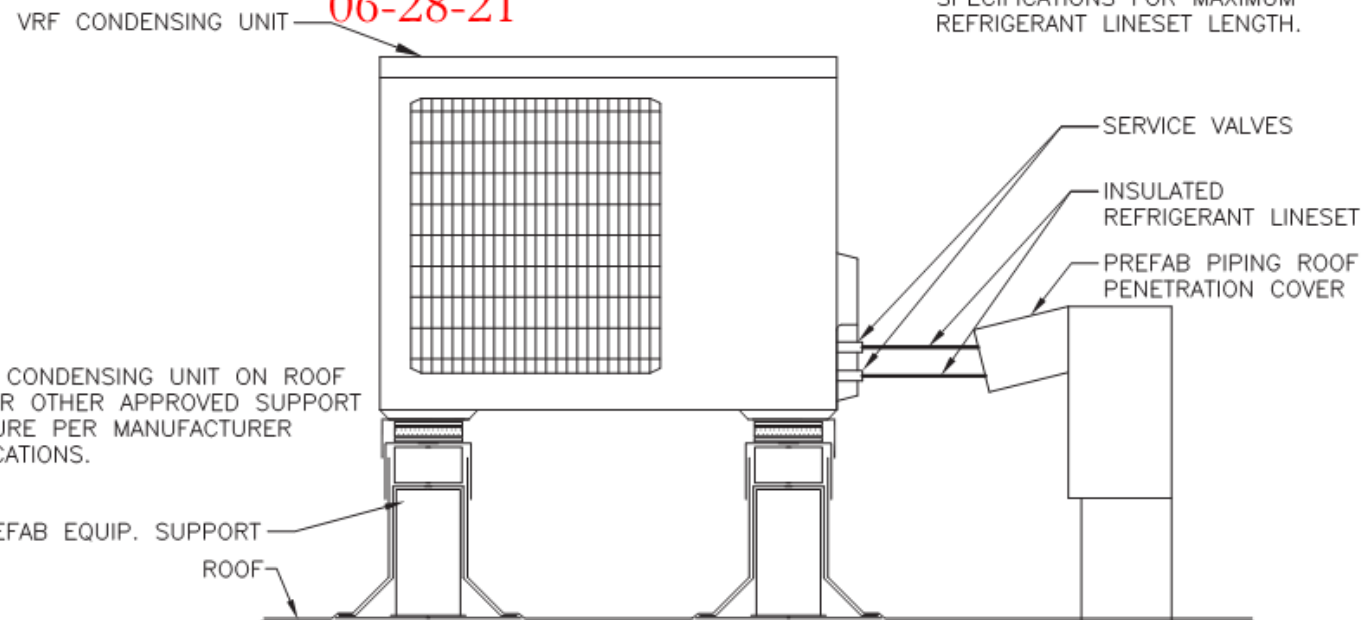


REFER TO MANUFACTURER FOR MINIMUM INSTALLATION CLEARANCES.

NEW CURB DETAIL TO MATCH EXISTING


06-28-21

NOTE:
REFER TO MANUFACTURER
SPECIFICATIONS FOR MAXIMUM
REFRIGERANT LINESET LENGTH.




2 ROOF MOUNTED VRF DUCTLESS SPLIT CONDENSING UNIT
M.100.3 SCALE: NONE





Appeals and Violations



326-30 Chartres
(applicant requested deferral)