DILLARD UNIVERSITY STUDENT HOUSING

NEW CONSTRUCTION

4101 NORMAN MAYER AVE
NEW ORLEANS, LA 70122

OWNER
DILLARD UNIVERSITY
2601 Gentilly Blvd
New Orleans, La 70122
504.283.8822
Contact: Name
Email: Email

ARCHITECT
TRAPOLIN-PEER ARCHITECTS APC
850 Tchoupitoulas Street
New Orleans, LA 70130
504.523.2772
Contact: Raymond Armant
Email: Rarmant@Trapolinpeer.com

CONTRACTOR
LANDIS CONSTRUCTION
8300 Earhart Blvd, Ste 300
New Orleans, LA 70178
504.833.6070
Contact: Christian Generes
Email: Cgeneres@landisllc.com

STRUCTURAL
PACE GROUP LLC
400 South Norman C Francis Parkway
New Orleans LA 70119
504.206.3834
Contact: Johann Palacios
Email: Johann@Pacegroupllc.com

M/P/F
CRUMB ENGINEERING
4609 Fairfield Street
Metairie, LA 70006
504.455.4450
Contact: Jason Crumb
Email: Jcrumb@crumbengineering.com

CIVIL
ILSI ENGINEERING
4298 Elysian Fields Ave, Ste. B
New Orleans, LA 70122
504.523.1619
Contact: Nick Buttitta
Email: n.buttitta@ilsiengineering.com

LANDSCAPE
DANA BROWN ASSOCIATES
1836 Valence Street
New Orleans, LA 70115
504.345.2639
Contact: Danielle Duhe
Email: dduhe@danabrownassociates.com

ELECTRICAL
A1 ELECTRICAL
2783 Lapalco Blvd
Harvey, LA 70058
504.368.1575
Contact: Larry Beachler, Jr
Email: lbeachler@a1eleco.com

PHASE: PERMIT SET

ISSUED: 2023_11-20

GROSS BUILDING AREA

LEVEL	AREA
LEVEL 01	21242 SF
LEVEL 02	19898 SF
LEVEL 03	20313 SF
LEVEL 04	9962 SF
Grand total	71415 SF

INDEX OF DRAWINGS

INDEX OF DRAWINGS

THE HIGHLIGHTED SHEETS ARE INCLUDED HEREIN AS PART OF THE CPC STAFF SITE PLAN DESIGN REVIEW APPLICATION DATED 12/7/23.

TRAPOLINPEER ARCHITECTS

PERMIT SET

DILLARD UNIVERSITY STUDENT HOUSING
NEW CONSTRUCTION
4101 NORMAN MAYER AVE
NEW ORLEANS, LA 70122

OWNER
DILLARD UNIVERSITY
2601 Gentilly Blvd
New Orleans, La 70122
504.283.8822

ARCHITECT
TRAPOLIN·PEER
850 TCHOUPITOULAS ST.
NEW ORLEANS, LA 70130
(504) 523-2772
www.trapolinpeer.com

CONTRACTOR
LANDIS CONSTRUCTION
8300 Earhart Blvd, Ste 300
New Orleans, LA 70178
504.833.6070

NUMBER	DESCRIPTION	DATE
SD	SCHEMATIC DESIGN	2023_08-07
DD	DESIGN DEVELOPMENT	2023_10-02
PT	PERMIT	2023_11-20

PROJECT NUMBER
CN23200

ISSUE DATE
2023_11-20

COVER SHEET

T1.01

SQUARE 2886
THIRD DISTRICT, NEW ORLEANS
ORLEANS PARISH, LA

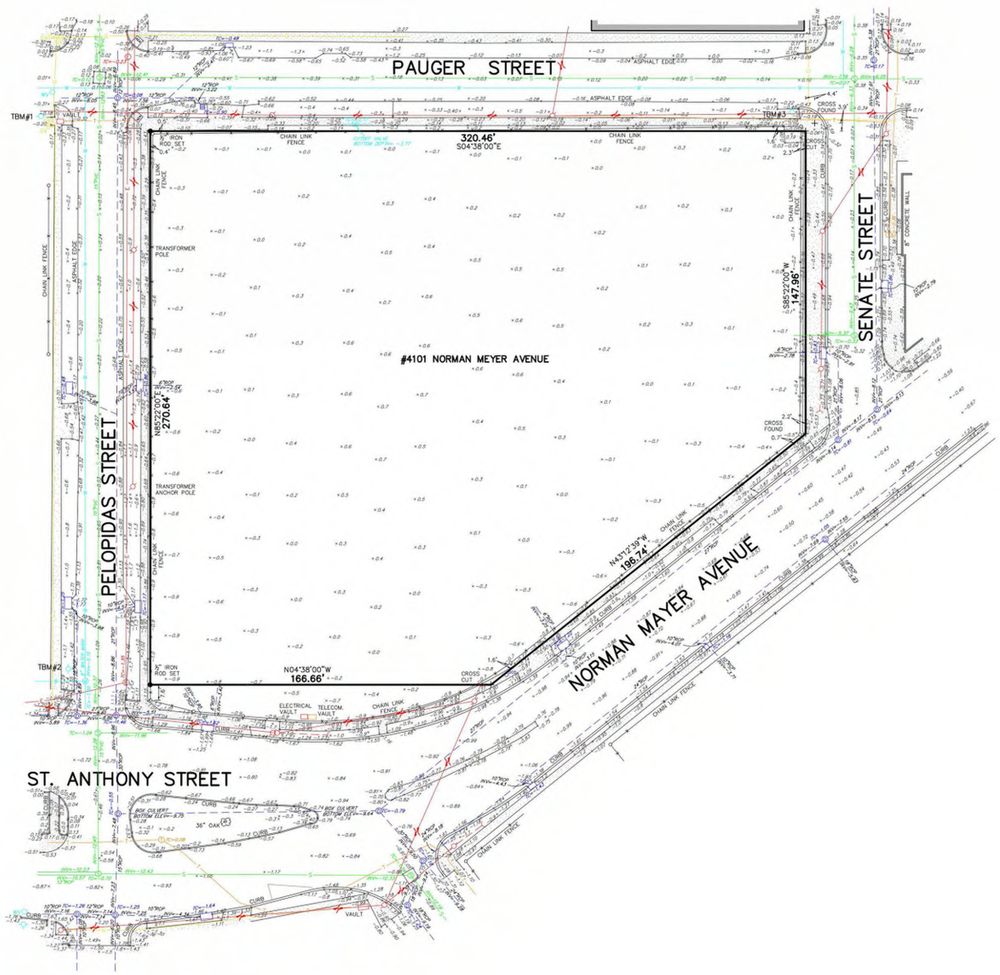

ALL ELEVATIONS ARE IN FEET NAVD88
BASED ON GPS OBSERVATIONS (GEOID18)

THIS PROPERTY IS IN FEMA ZONE X, BFE=N/A
COMMUNITY NO. 225203, PANEL NO. 0114F
FIRM DATE: SEPTEMBER 30, 2016

CITY OF NEW ORLEANS REQUIRES FINISHED FLOOR ELEVATIONS TO BE 3.0 FEET HIGHER THAN THE HIGHEST CURB.
HIGHEST CURB ELEVATION = -0.2' NAVD

TBM#1: NY ON FIRE HYDRANT AT NORTHWEST CORNER OF INTERSECTION OF PAUGER STREET AND PELOPIDAS
ELEV: 1.75' NAVD

TBM#2: NY ON FIRE HYDRANT AT NORTHEAST CORNER OF INTERSECTION OF ST. ANTHONY STREET AND PELOPIDAS
ELEV.: 1.13' NAVD

TBM#3: NORTH BOLT ON FIRE HYDRANT AT NORTHWEST CORNER OF INTERSECTION OF PAUGER STREET AND SENATE STREET
ELEV: 1.98' NAVD

LEGEND

- OVERHEAD UTILITY LINES
- SEWER LINE
- GAS LINE
- COMMUNICATION LINE
- DRAIN LINE
- DRAIN MANHOLE
- SQUARE DRAIN INLET
- CATCH BASIN
- DRAIN CLEANOUT
- GAS VALVE
- SEWER MANHOLE
- WATER MANHOLE
- WATER VALVE
- FIRE HYDRANT
- TELEPHONE MANHOLE
- ELECTRIC MANHOLE
- POWER POLE
- ANCHOR/GUY WIRE
- ROUND FENCE POST

30 15 0 30
SCALE IN FEET

REFERENCE:
-SURVEY BY GILBERT, KELLY & COUTURE DATED MAY 7, 2023

BEARINGS ARE BASED ON THE LOUISIANA COORDINATE SYSTEM OF 1983, SOUTH ZONE, BASED ON GPS OBSERVATIONS.

THE SERVITUDES AND RESTRICTIONS SHOWN ON THIS SURVEY ARE LIMITED TO THOSE SET FORTH IN THE DESCRIPTION FURNISHED TO US, AND THERE IS NO REPRESENTATION THAT ALL APPLICABLE SERVITUDES AND RESTRICTIONS ARE SHOWN HEREON. THE SURVEYOR HAS MADE NO TITLE SEARCH OR PUBLIC RECORD SEARCH IN COMPILING THE DATA FOR THIS SURVEY.

The locations of underground and other nonvisible utilities shown hereon have been determined from data either furnished by the agencies controlling such data and/or extracted from records made available to us by the agencies controlling such records. Where found, the surface features of locations are shown. The actual nonvisible locations may vary from those shown hereon. Each agency should be contacted relative to the precise location of its underground installation prior to any reliance upon the accuracy of such locations shown hereon, including prior to excavation and digging.

JULY 26, 2023

SURVEYED IN ACCORDANCE WITH THE LOUISIANA STANDARDS OF PRACTICE FOR BOUNDARY SURVEYS FOR A CLASS B SURVEY, MADE AT THE REQUEST OF LANDMARK CONSULTING.

STATE OF LOUISIANA
TILDON J. DUFRENE, JR.
License No. 04563
PROFESSIONAL
LAND SURVEYOR

DUFRENE SURVEYING & ENGINEERING INC.
1624 MANHATTAN BOULEVARD, HARVEY, LA 70058
504-368-6390 PH.
504-368-6394 FAX
dufrene@dufrenesurveying.com

T-6465-L
23-0398 BB dwg\sq2886(sps).dwg

TRAPOLINPEER ARCHITECTS

PERMIT SET

DILLARD UNIVERSITY STUDENT HOUSING
NEW CONSTRUCTION
4101 NORMAN MAYER AVE
NEW ORLEANS, LA 70122

OWNER
DILLARD UNIVERSITY
2601 Gentilly Blvd
New Orleans, La 70122
504.283.8822

ARCHITECT
TRAPOLIN·PEER
850 TCHOUPITOULAS ST.
NEW ORLEANS, LA 70130
(504) 523-2772
www.trapolinpeer.com

CONTRACTOR
LANDIS CONSTRUCTION
8300 Earhart Blvd, Ste 300
New Orleans, LA 70178
504.833.6070

INITIAL ISSUE & REVISIONS		
NUMBER	DESCRIPTION	DATE
DD	DESIGN DEVELOPMENT	2023_10-02
PT	PERMIT	2023_11-20

PROJECT NUMBER
CN23200

ISSUE DATE
2023_11-20

SITE SURVEY

G0.02

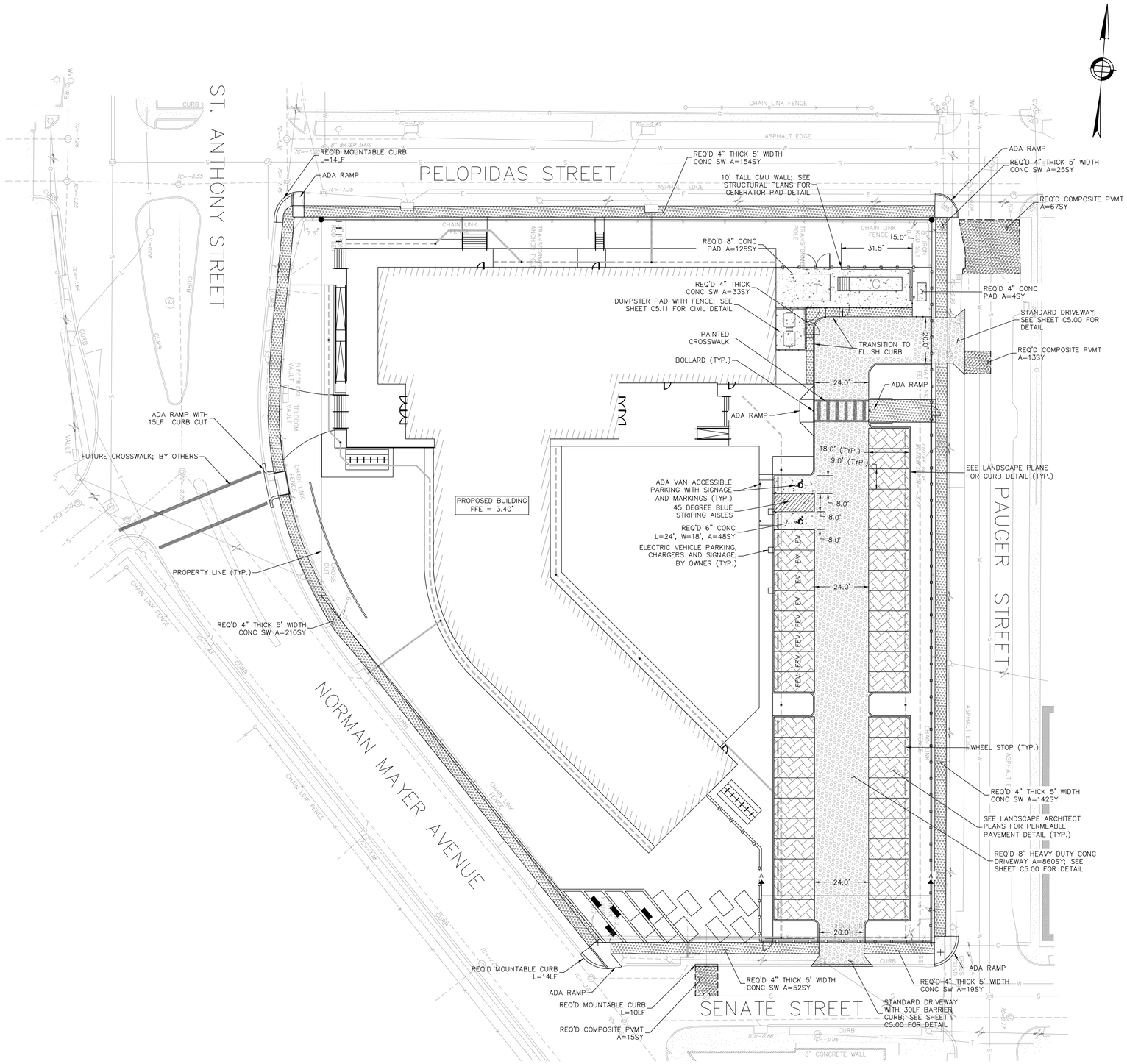

NOTES:

1. REFER TO LANDSCAPE ARCHITECT PLANS FOR PERMEABLE PAVEMENT WITHIN PARKING STALLS .

2. REFER TO DETAILS FOR PAVEMENT.

3. REFER TO DETAILS FOR ADA SIGNS AND SYMBOLS.

4. THE CONTRACTOR IS RESPONSIBLE FOR OBTAINING A STREET CUT PERMIT FROM THE DEPARTMENT OF PUBLIC WORKS. THE CONTRACTOR SHALL PAY ALL COST ASSOCIATED WITH OBTAINING AN APPROVED PERMIT

5. CONTRACTOR SHALL DEMOLISH AND REMOVE ALL PERIMETER SIDEWALKS AND CONCRETE APRONS ON SITE.

SCALE:
1" = 20'
20 10 0 20 40

LEGEND

- REMOVAL AND REPLACEMENT OF ASPHALT ROADWAY
- REMOVAL AND REPLACEMENT OF ASPHALT/CONCRETE COMPOSITE ROADWAY
- COLD MILL/COLD PLANING AND PLACEMENT OF ASPHALT SURFACE
- CONC 4"
- CONC 6"
- CONC 8"
- PERMEABLE PAVEMENT (SEE LANDSCAPE)
- CURB

TRAPOLINPEER ARCHITECTS

PERMIT SET

DILLARD UNIVERSITY STUDENT HOUSING
NEW CONSTRUCTION
4101 NORMAN MAYER AVE
NEW ORLEANS, LA 70122

OWNER
DILLARD UNIVERSITY
2601 Gentilly Blvd
New Orleans, La 70122
504.283.8822

ARCHITECT
TRAPOLIN-PEER
850 TCHOUPITOULAS ST.
NEW ORLEANS, LA 70130
(504) 523-2772
www.trapolinpeer.com

CONTRACTOR
LANDIS CONSTRUCTION
8300 Earhart Blvd, Ste 300
New Orleans, LA 70178
504.833.6070

STATE OF LOUISIANA
RUHAN ISIM
License No. 39882
PROFESSIONAL ENGINEER
11/16/2023

INITIAL ISSUE & REVISIONS		
NUMBER	DESCRIPTION	DATE
DD	DESIGN DEVELOPMENT	2023_10-02
PT	PERMIT	2023_11-20

PROJECT NUMBER
CN23200

ISSUE DATE
2023_11-20

SITE LAYOUT AND MATERIALS PLAN

C3.00

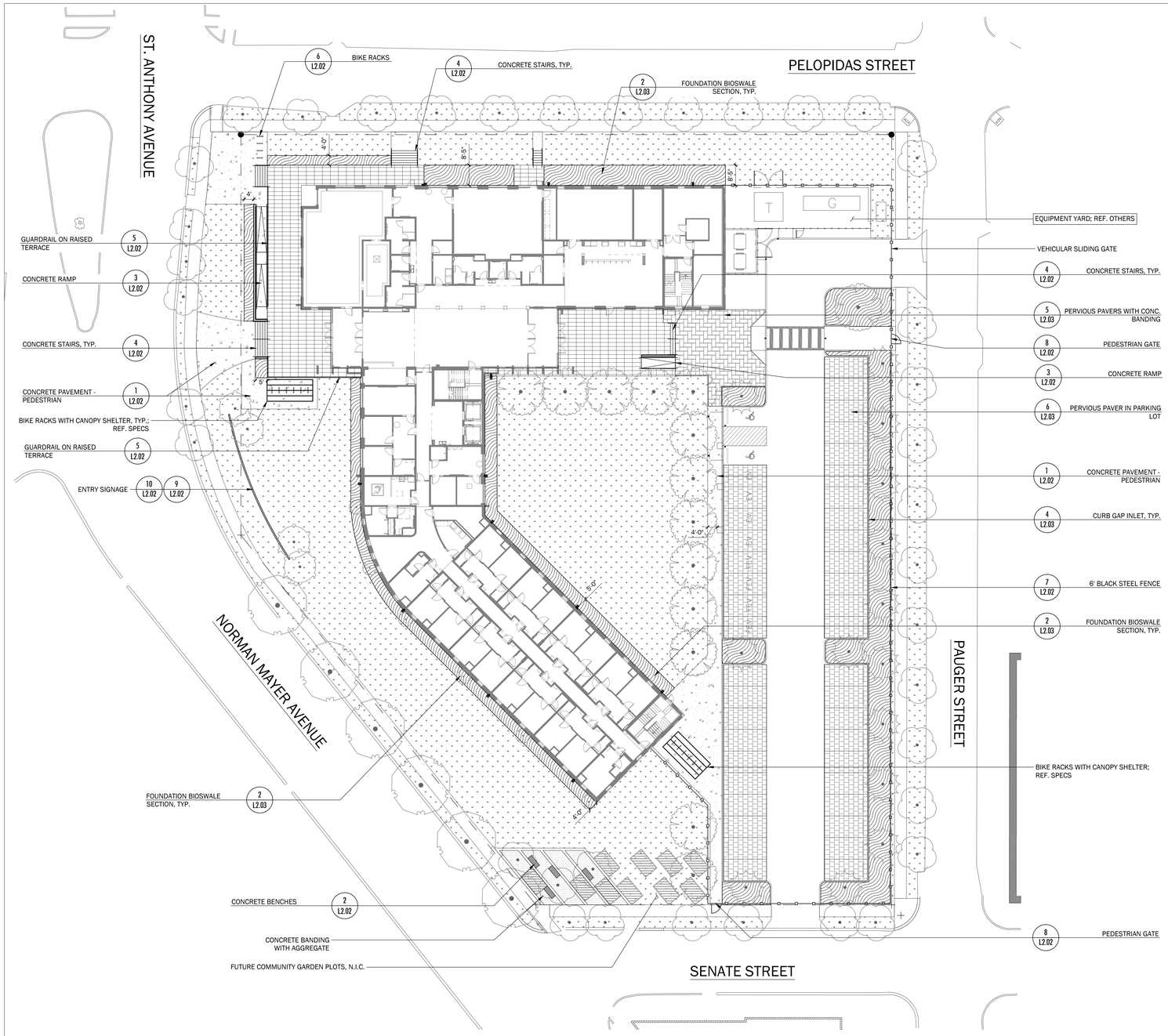

1 MATERIALS PLAN

scale: 1" = 20' - 0"

0 10 20 40 80

SCALE: 1" = 20'-0"

NORTH

TRAPOLINPEER ARCHITECTS

PERMIT SET

DILLARD UNIVERSITY STUDENT HOUSING

NEW CONSTRUCTION

4101 NORMAN MAYER AVE
NEW ORLEANS, LA 70122

OWNER

DILLARD UNIVERSITY
2601 Gentilly Blvd
New Orleans, La 70122
504.283.8822

ARCHITECT

TRAPOLIN-PEER
850 TCHOUPITOULAS ST.
NEW ORLEANS, LA 70130
(504) 523-2772
www.trapolinpeer.com

CONTRACTOR

LANDIS CONSTRUCTION
8300 Earhart Blvd, Ste 300
New Orleans, LA 70178
504.833.6070

STATE OF LOUISIANA
Danielle M. Dahe
REG. No. D-277
LICENSED LANDSCAPE ARCHITECT

INITIAL ISSUE & REVISIONS		
NUMBER	DESCRIPTION	DATE
DD	DESIGN DEVELOPMENT	2023_10-02
PT	PERMIT	2023_11-20

PROJECT NUMBER
CN23200

ISSUE DATE
2023_11-20

MATERIALS PLAN

DANA BROWN & Associates
2200 Veterans Blvd, Suite 200 Kenner, LA 70062
504.345.2639

L1.03

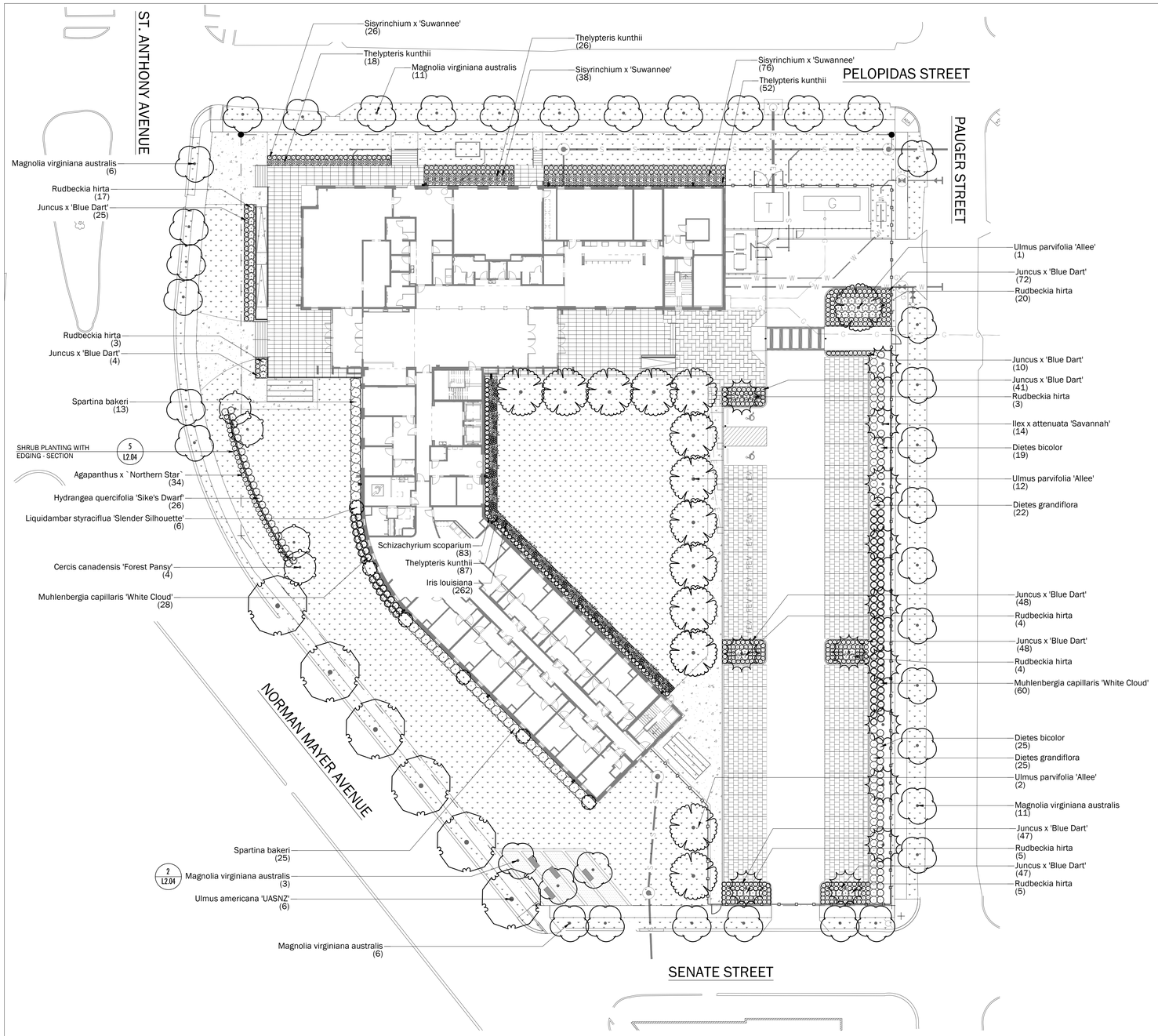

1 PLANTING PLAN

scale: 1" = 20' - 0"

PLANT SCHEDULE

SYMBOL	QTY	BOTANICAL NAME	COMMON NAME	CAL	CONT	REMARKS
TREES						
	4	Cercis canadensis 'Forest Pansy'	Forest Pansy Eastern Redbud	30 gal.	Pot	
	14	Ilex x attenuata 'Savannah'	Savannah Holly	2.5" Cal.	Pot	80" min. crotch height
	6	Liquidambar styraciflua 'Slender Silhouette'	Slender Silhouette Sweet Gum	30 gal.	Pot	Height: 7' min. Form: low branched, full
	37	Magnolia virginiana australis	Sweetbay Magnolia	2.5" Cal.	Pot	Single stem 80" min. crotch height
	6	Ulmus americana 'UASNZ'	Creole Queen® American Elm	2.5" Cal.	B&B	80" min. crotch height
	15	Ulmus parvifolia 'Allee'	Allee® Lacebark Elm	2.5" Cal.	B&B	80" min. crotch height
SYMBOL	QTY	BOTANICAL NAME	COMMON NAME	SIZE	CONT	REMARKS
SHRUBS						
	34	Agapanthus x `Northern Star`	Northern Star African Lily	3 gal.	Pot	Spacing: 24" on center
	44	Dietes bicolor	Fortnight Lily	3 gal.	Pot	Spacing: 36" on center
	47	Dietes grandiflora	Fortnight Lily	3 gal.	Pot	Spacing: 36" on center
	26	Hydrangea quercifolia 'Sike's Dwarf'	Sike's Dwarf Oakleaf Hydrangea	3 gal.	Pot	Spacing: 36" on center
	262	Iris louisiana	Louisiana Iris	2.5 qt.	Pot	Iris nelsonii, Iris fulva, Iris hexagona, Iris brevicaulis Spacing: 12" on center
	342	Juncus x 'Blue Dart'	Blue Dart Rush	3 gal.	Pot	Spacing: 24" on center
	88	Muhlenbergia capillaris 'White Cloud'	White Cloud Muhly Grass	3 gal.	Pot	Spacing: 36" on center
	61	Rudbeckia hirta	Yellow Coneflower	3 gal.	Pot	Spacing: 36" on center
	83	Schizachyrium scoparium	Little Bluestem	3 gal.	Pot	Spacing: 24" on center
	140	Sisyrinchium x 'Suwannee'	Suwannee Blue-eyed Grass	2.5 qt.	Pot	Spacing: 24" on center
	38	Spartina bakeri	Sand Cordgrass	3 gal.	Pot	Spacing: 48" on center
	183	Thelypteris kunthii	Southern Shield Fern	1 gal.	Pot	Spacing: 24" on center
GROUND COVERS						
	30,896 sf	Cynodon dactylon	Bermudagrass	sod		class A sod

NOTES

1. DURING THE CONSTRUCTION PERIOD, THE CONTRACTOR IS REQUIRED TO MOW THE SITE WITHIN THE LIMITS OF WORK REGULARLY TO KEEP THE GRASS AT A MAXIMUM HEIGHT OF 3 INCHES.
2. QUANTITIES ARE GIVEN FOR INFORMATION PURPOSES ONLY. THE CONTRACTOR SHALL BE RESPONSIBLE FOR PERFORMING AN INDEPENDENT QUANTITIES TAKE-OFF TO DETERMINE QUANTITIES THAT MEET SPECIFIED SPACING, COVERAGE, AND THE DESIGN INTENT.
3. CONTRACTOR SHALL REPORT ANY PLAN DISCREPANCIES TO THE LANDSCAPE ARCHITECT FOR CLARIFICATION PRIOR TO PROCEEDING WITH WORK.
4. CONTRACTOR SHALL BE RESPONSIBLE FOR ANY DAMAGE TO NEWLY INSTALLED WORK OR EXISTING SITE ELEMENTS THAT ARE CALLED TO REMAIN AS A RESULT OF HIS/HER WORK. REPAIRS AND/OR REPLACEMENT SHALL BE MADE AT NO EXPENSE TO THE OWNER OR LANDSCAPE ARCHITECT. ALL REPAIRS SHALL MEET OR EXCEED THE ORIGINAL CONDITION OF DAMAGED AREA(S) AND SHALL BE SUBJECT TO APPROVAL BY THE OWNER.

LANDSCAPE NOTES

1. REFER TO THE FOLLOWING NEW ORLEANS PARKS AND PARKWAYS SPECIFICATION FOR ALL LANDSCAPED AREAS WITHIN THE CITY RIGHT-OF-WAY & ON CITY OWNED PROPERTY:
   - 1.1. SODDING - 32 92 23
2. CONTRACTOR SHALL STAKE THE LAYOUT OF ALL TREES AND BED LINES FOR APPROVAL BY THE LANDSCAPE ARCHITECT PRIOR TO INSTALLATION.
   - 2.1. SHRUBS SHALL BE LAID OUT ON SITE FOR LANDSCAPE ARCHITECT TO REVIEW AND APPROVAL PRIOR TO THEIR INSTALLATION.

WATERING NOTES

1. CONTRACTOR RESPONSIBLE FOR MAINTAINING AND WATERING PLANT MATERIAL AT DELIVERY, PRIOR TO INSTALLATION, ONCE INSTALLED, AND THROUGHOUT CONSTRUCTION.
2. REFER TO FOLLOWING SPECIFICATION SECTIONS FOR FURTHER DETAILS:
   - 2.1. 32 92 00 - TURF & GRASSES
   - 2.2. 32 93 00 - PLANTS

TRAPOLINPEER ARCHITECTS

PERMIT SET

DILLARD UNIVERSITY STUDENT HOUSING

NEW CONSTRUCTION
4101 NORMAN MAYER AVE
NEW ORLEANS, LA 70122

OWNER
DILLARD UNIVERSITY
2601 Gentilly Blvd
New Orleans, La 70122
504.283.8822

ARCHITECT
TRAPOLIN-PEER
850 TCHOUPITOULAS ST.
NEW ORLEANS, LA 70130
(504) 523-2772
www.trapolinpeer.com

CONTRACTOR
LANDIS CONSTRUCTION
8300 Earhart Blvd, Ste 300
New Orleans, LA 70178
504.833.6070

STATE OF LOUISIANA
Danielle M. Duhe
REG. No. D-277
LICENSED LANDSCAPE ARCHITECT

INITIAL ISSUE & REVISIONS		
NUMBER	DESCRIPTION	DATE
DD	DESIGN DEVELOPMENT	2023_10-02
PT	PERMIT	2023_11-20

PROJECT NUMBER
CN23200

ISSUE DATE
2023_11-20

PLANTING PLAN

DANA BROWN & Associates

L1.06

NOTE:
- SPACING OF CONSTRUCTION JOINTS SHALL BE 5'-0" MAX.
- EXPANSION JOINT SPACING SHALL BE 20'-0" MAX.
- WHEN PAVEMENT ABUTS FOUNDATIONS, SLABS, OR OTHER ADJOINING STRUCTURES, PROVIDE TYPICAL $\frac{3}{4}$" EXPANSION JOINT.

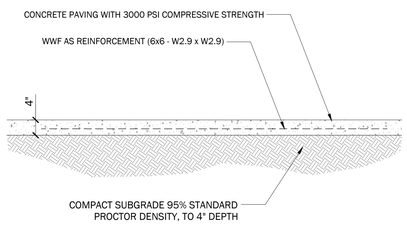

1 CONCRETE PAVEMENT - PEDESTRIAN
3/4" = 1'-0" P-1916-12

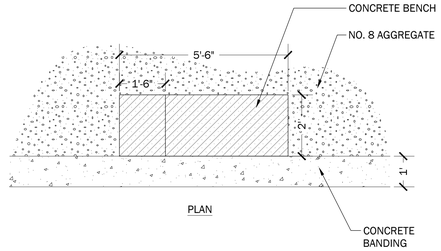

2 CONCRETE BENCHES
1/2" = 1'-0" P-2313-13

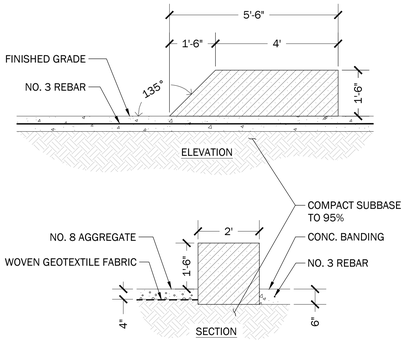

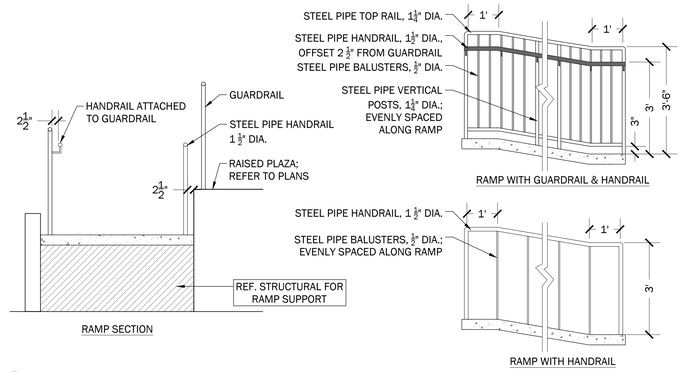

3 CONCRETE RAMP
1/2" = 1'-0" P-2313-02

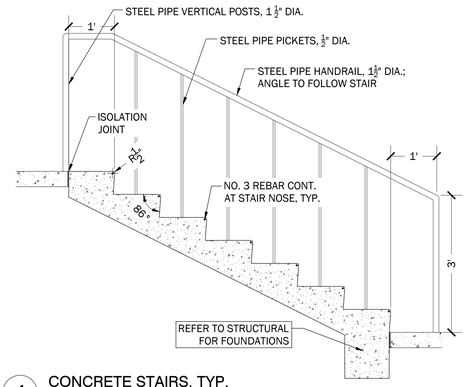

4 CONCRETE STAIRS, TYP.
3/4" = 1'-0" P-2313-04

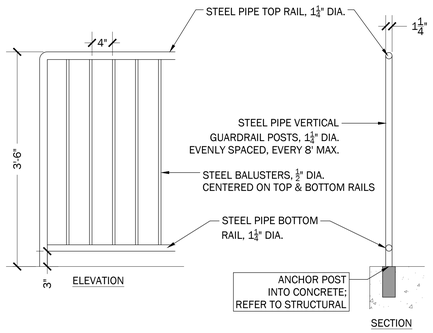

5 GUARDRAIL ON RAISED TERRACE
1" = 1'-0" P-2313-12

NOTE:
1. BIKE RACKS TO BE LOCATED A MINIMUM 24" FROM ANY SITE WALLS AND/OR VERTICAL OBSTRUCTIONS.

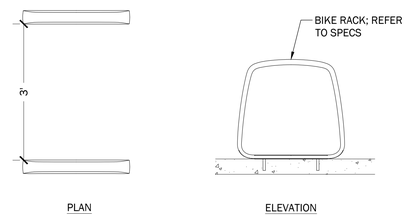

6 BIKE RACKS
3/4" = 1'-0" P-2313-12

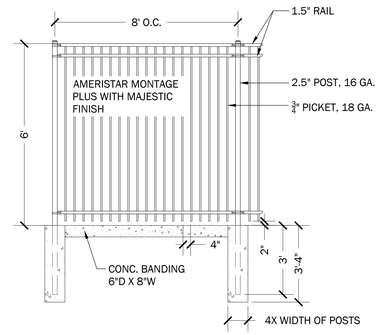

7 6' BLACK STEEL FENCE
3/8" = 1'-0" P-2313-11

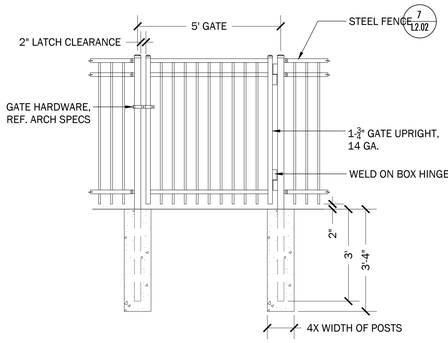

8 PEDESTRIAN GATE
1/2" = 1'-0" P-2313-16

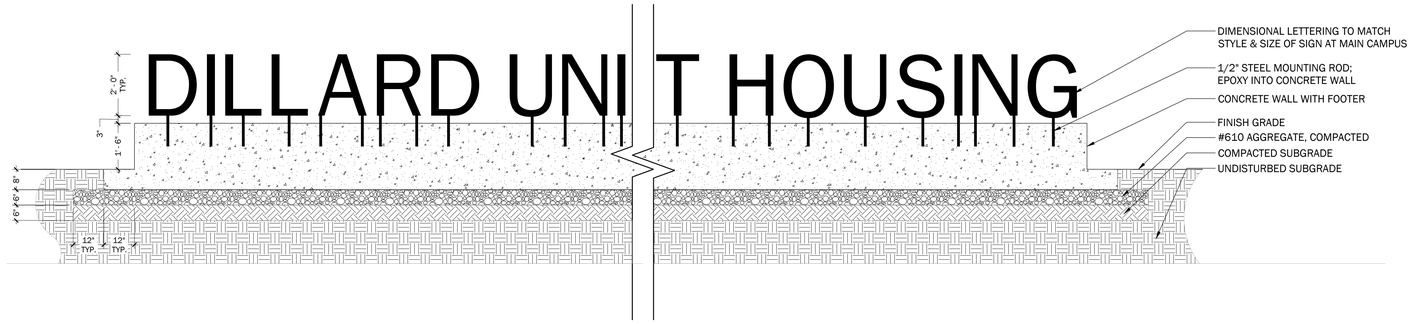

9 ENTRY SIGN - ELEVATION
1/2" = 1'-0" P-2313-09

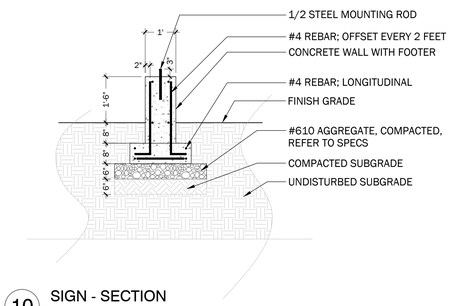

10 SIGN - SECTION
1/2" = 1'-0" P-2313-10

TRAPOLINPEER ARCHITECTS

PERMIT SET

DILLARD UNIVERSITY STUDENT HOUSING
NEW CONSTRUCTION
4101 NORMAN MAYER AVE
NEW ORLEANS, LA 70122

OWNER
DILLARD UNIVERSITY
2601 Gentilly Blvd
New Orleans, La 70122
504.283.8822

ARCHITECT
TRAPOLIN-PEER
850 TCHOUPITOULAS ST.
NEW ORLEANS, LA 70130
(504) 523-2772
www.trapolinpeer.com

CONTRACTOR
LANDIS CONSTRUCTION
8300 Earhart Blvd, Ste 300
New Orleans, LA 70178
504.833.6070

STATE OF LOUISIANA
Danielle M. Duhe
REG. No. D-277
LICENSED LANDSCAPE ARCHITECT

INITIAL ISSUE & REVISIONS		
NUMBER	DESCRIPTION	DATE
DD	DESIGN DEVELOPMENT	2023_10-02
PT	PERMIT	2023_11-20

PROJECT NUMBER
CN23200

ISSUE DATE
2023_11-20

SITE DETAILS

DANA BROWN & Associates
3838 Veterans Blvd Ste 1 New Orleans, LA 70125
504.945.0939

L2.02

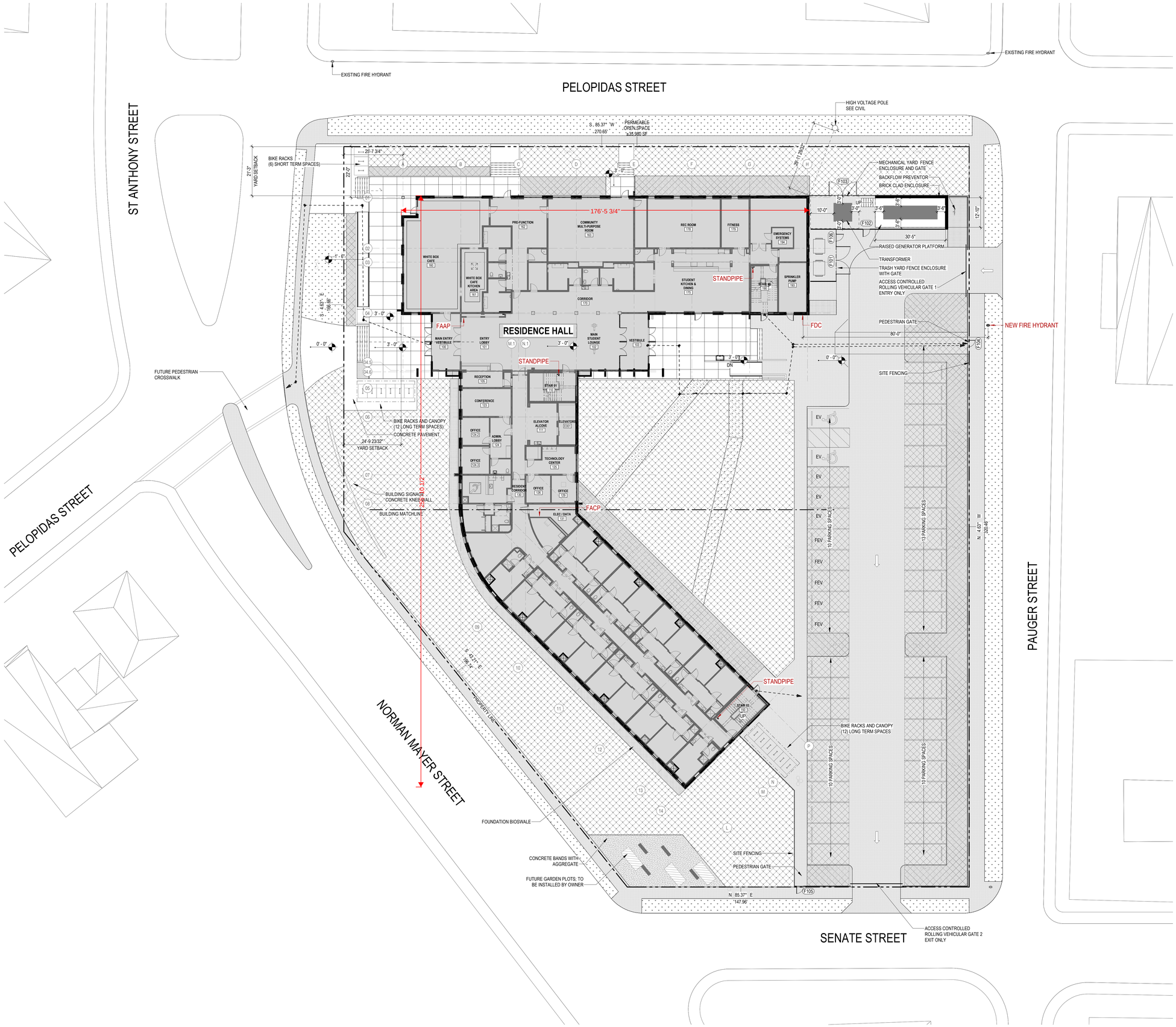

1 SITE PLAN
A1.01 SCALE: 1/16" = 1'-0"

ZONING ANALYSIS:

PROPERTY DESCRIPTION

4101 NORMAN MEYER AVE
NEW ORLEANS, LA 70122

LOT DESCRIPTION:
SQUARE 2886
LAND AREA: 77,295 SF (1.77 AC)

NEIGHBORHOOD:
VOSCO/VILLE

ZONING DISTRICT:
EC
(EDUCATIONAL CAMPUS DISTRICT)

FUTURE LAND USE:
MUM
(MIXED USE MEDIM DENSITY)

PROPERTY USE (TABLE 15-1)

PRIMARY USE:
DORMITORY - ASSOCIATED WITH DILLARD UNIVERSITY

ANCILLARY USES:
RESTAURANT, STANDARD (CAFE)

BULK REGULATIONS (TABLE 15-2)

MIN. LOT AREA:
2 ACRES

MAXIMUM BUILDING HEIGHT:
70'

MINIMUM PERMEABLE OPEN SPACE:
14,543 SF (30% LOT AREA)
35,980 SF PROVIDED

MIN. YARD REQUIREMENTS (TABLE 15-2)

FRONT YARD:
10'

INTERIOR SIDE YARD:
N/A

CORNER SIDE YARD:
10'

MINIMUM REAR YARD:
N/A

PARKING & LOADING REQUIREMENTS (ARTICLE 22)

MINIMUM REQUIRED VEHICLE SPACES:
DORMITORY: 34 SPACES (1 PER 4 ROOMS)
RESTAURANT: NONE (ANCILLARY USE)
***PROVIDED: 43 SPACES** (116% REQUIRED)*

MINIMUM REQUIRED ELECTRIC VEHICLE CHARGING SPACES:
DORMITORY: 5 SPACES (10%)
PROVIDED: 5 SPACES
FUTURE READY: 5 SPACES (10%)
PROVIDED: 5 SPACES

MINIMUM REQUIRED BICYCLE PARKING SPACES:
DORMITORY: 27 SPACES (1 PER 5 ROOMS)
PROVIDED: 28 LONG TERM SPACES (100%)
LONG TERM: 22 SPACES (80%)
SHORT TERM: 6 SPACES (20%)

MINIMUM REQUIRED LOADING SPACES:
DORMITORY: NONE
PROVIDED: (1) PICK-UP DROP OFF LANE / LOADING SPACE

GENERAL NOTES - SITE PLAN

1. PLAN IS FOR DIAGRAMMATIC & COORDINATION PURPOSES ONLY, REFER TO CIVIL, LANDSCAPE, & ELECTRICAL.
2. ALL HARDSCAPE AND STORMWATER PLANTERS TO BE COORDINATED WITH LANDSCAPE.
3. ALL ELECTRICAL POLES AND SITE LIGHTING TO BE COORDINATED WITH ELECTRICAL.
4. COORDINATE SITE AMENITIES WITH LANDSCAPE: BIKE RACKS, FENCING, BUILDING SIGNAGE, AND FUTURE COMMUNITY GARDEN.
5. REFER TO ELECTRICAL FOR ELECTRIC VEHICLE CHARGING STATIONS. COORDINATE WITH CIVIL DRAWINGS.

LEGEND

- HARDSCAPE PAVEMENT — REF LANDSCAPE
- [32 1313] - RIGID PAVEMENT CONCRETE WALK AND DRIVE PAVING — REF CIVIL
- NEW SITE PLANTING — REF LANDSCAPE
- STORMWATER BIOSWALE — REF LANDSCAPE
- PERMEABLE OPEN SPACE
- AD — SQUARE AREA DRAIN — REF CIVIL
- PIPE BOLLARD — REF CIVIL
- BIKE RACKS
- LIGHT POLE - SEE ELECTRICAL
- LIGHT POLE - SEE ELECTRICAL
- LIGHT POLE - SEE ELECTRICAL

RESIDENT UNIT MIX

UNIT TYPE	BEDROOM / APT UNIT COUNT	BED COUNT
SUITE DOUBLE (ADA)	6	12
SUITE DOUBLE	106	212
SEMI-SUITE SINGLE (ADA)	2	2
SEMI-SUITE SINGLE	7	7
SEMI-SUITE DOUBLE (ADA)	6	12
Grand total	127	245

APARTMENT STYLE UNIT MIX

UNIT TYPE	UNIT COUNT	BED COUNT
1 BD	1	1
1 BD (ADA)	1	1
2 BD	2	4
Grand total	4	6

GROSS BUILDING AREA

LEVEL	AREA
LEVEL 01	21242 SF
LEVEL 02	19898 SF
LEVEL 03	20313 SF
LEVEL 04	9962 SF
Grand total	71415 SF

TRAPOLINPEER
ARCHITECTS

PERMIT SET

DILLARD UNIVERSITY STUDENT HOUSING
NEW CONSTRUCTION
4101 NORMAN MAYER AVE
NEW ORLEANS, LA 70122

OWNER
DILLARD UNIVERSITY
2601 Gentilly Blvd
New Orleans, La 70122
504.283.8822

ARCHITECT
TRAPOLIN·PEER
850 TCHOUPITOULAS ST.
NEW ORLEANS, LA 70130
(504) 523-2772
www.trapolinpeer.com

CONTRACTOR
LANDIS CONSTRUCTION
8300 Earhart Blvd, Ste 300
New Orleans, LA 70178
504.833.6070

PAULA MAY FOX
REG. NO. 32967
STATE OF LOUISIANA
REGISTERED ARCHITECT

INITIAL ISSUE & REVISIONS		
NUMBER	DESCRIPTION	DATE
SD	SCHEMATIC DESIGN	2023_08-07
DD	DESIGN DEVELOPMENT	2023_10-02
PT	PERMIT	2023_11-20

PROJECT NUMBER
CN23200

ISSUE DATE
2023_11-20

SITE PLAN &
ZONING
ANALYSIS

A1.01

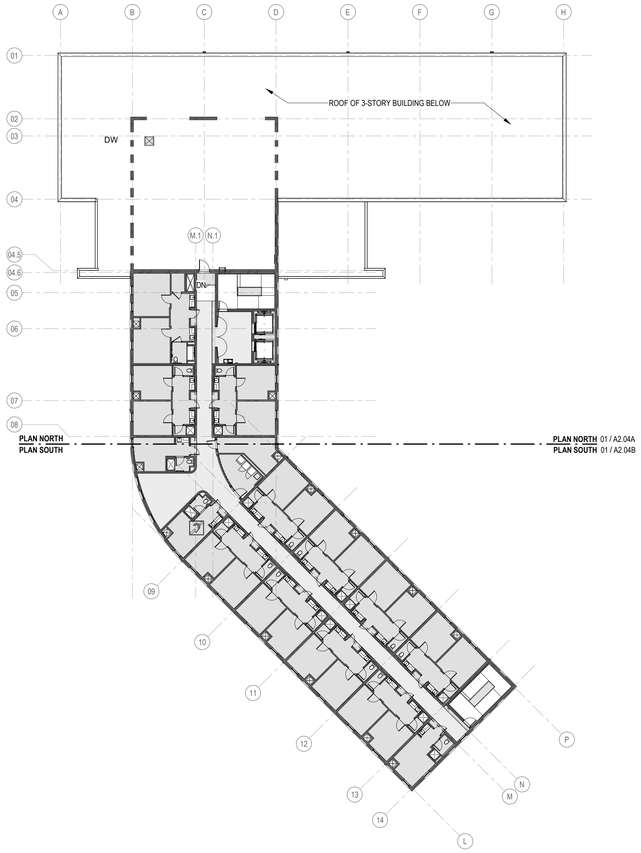

04 LEVEL 04 - OVERALL
A2.00 SCALE: 3/64" = 1'-0"

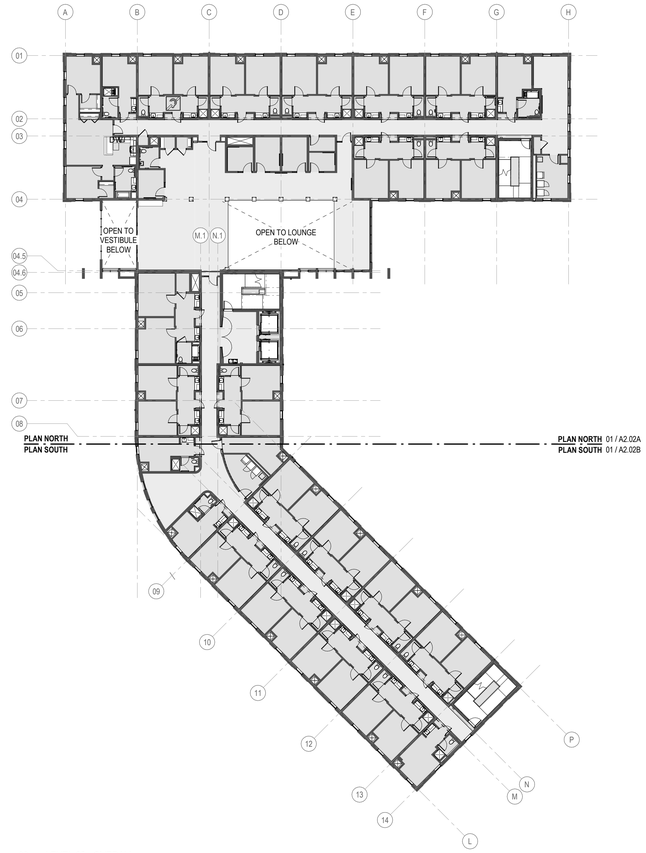

02 LEVEL 02 - OVERALL
A2.00 SCALE: 3/64" = 1'-0"

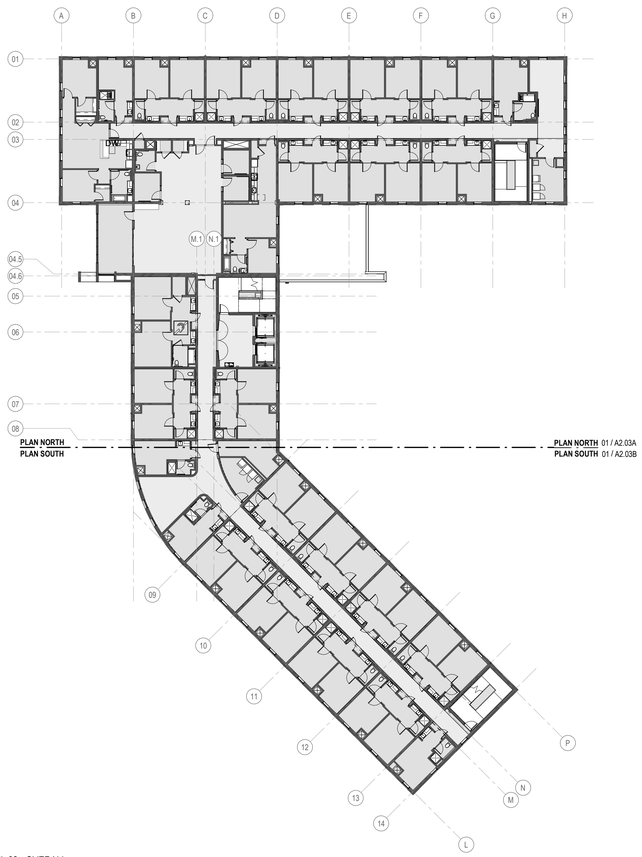

03 LEVEL 03 - OVERALL
A2.00 SCALE: 3/64" = 1'-0"

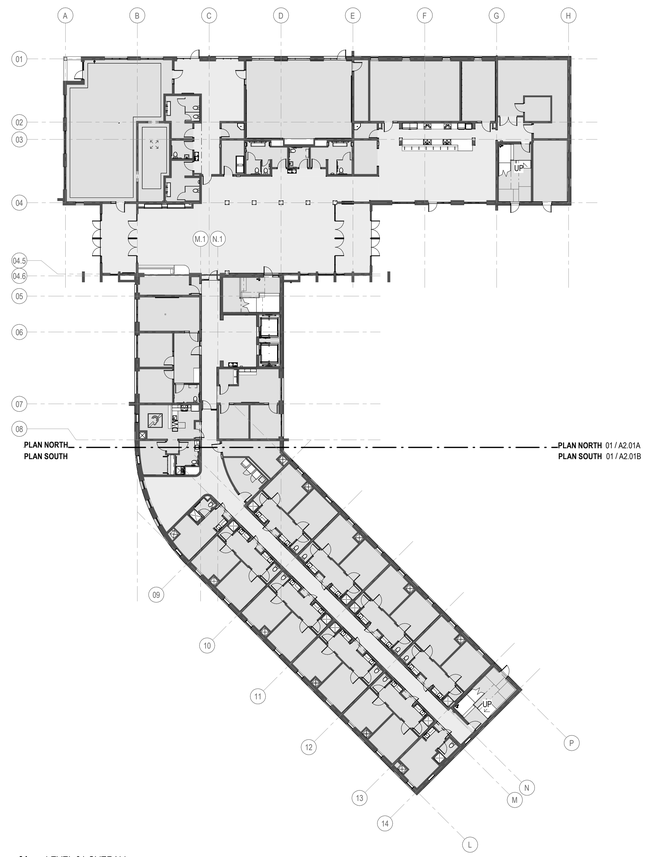

01 LEVEL 01 OVERALL
A2.00 SCALE: 3/64" = 1'-0"

TRAPOLINPEER
ARCHITECTS

PERMIT SET

DILLARD UNIVERSITY STUDENT HOUSING
NEW CONSTRUCTION
4101 NORMAN MAYER AVE
NEW ORLEANS, LA 70122

OWNER
DILLARD UNIVERSITY
2601 Gentilly Blvd
New Orleans, La 70122
504.283.8822

ARCHITECT
TRAPOLIN·PEER
850 TCHOUPITOULAS ST.
NEW ORLEANS, LA 70130
(504) 523-2772
www.trapolinpeer.com

CONTRACTOR
LANDIS CONSTRUCTION
8300 Earhart Blvd, Ste 300
New Orleans, LA 70178
504.833.6070

PENELA MAY POPP
REG. NO. 32567
STATE OF LOUISIANA
REGISTERED ARCHITECT

INITIAL ISSUE & REVISIONS		
NUMBER	DESCRIPTION	DATE
DD	DESIGN DEVELOPMENT	2023_10-02
PT	PERMIT	2023_11-20

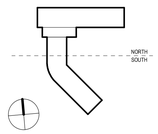

PROJECT NUMBER
CN23200

ISSUE DATE
2023_11-20

BUILDING PLAN - OVERALL
BUILDING KEY PLANS

A2.00

WALL RATING LEGEND

- 30 MIN RATED WALL
- 1HR RATED WALL
- 2HR RATED WALL
- 3HR RATED WALL
- FIRE EXTINGUISHER CABINET (SEMI-RECESSED)
- FIRE EXTINGUISHER CABINET (SURFACE MOUNTED)
- FIRE EXTINGUISHER

GENERAL NOTES - FLOOR PLAN

1. REFER TO LIFE SAFETY DRAWINGS & CODE ANALYSIS SHEET FOR ADDITIONAL RATED CONSTRUCTION INFORMATION.
2. INTERIOR PARTITIONS ARE TYPICALLY LOCATED WITH CENTER OF STUD ON GRID LINES. CRITICAL CLEARANCES ARE DIMENSIONED FROM FACE OF FINISH AND ARE DENOTED WITH *CLR* OR *CLEAR*. *ALIGN* SHALL MEAN TO LOCATE FINISH FACES IN THE SAME PLANE. INTERIOR PARTITIONS NOT LOCATED BY THE ABOVE ARE DIMENSIONED FROM FACE OF FINISH.
3. SOME STRUCTURAL AND MEP DEVICES / COMPONENTS ARE NOT SHOWN. WHERE THESE COMPONENTS ARE SHOWN, THEY ARE EITHER FOR GRAPHIC REFERENCE OR TO DIMENSION TO ADJACENT ARCHITECTURAL ELEMENTS. REFERENCE STRUCTURAL & MEP FOR FULL SCOPE OF WORK.
4. LOCATE ROUGH OPENINGS FOR DOORS 4" FROM THE INSIDE FACE OF PERPENDICULAR PARTITION UNLESS OTHERWISE NOTED.
5. PROVIDE BLOCKING AT ALL BATHROOM ACCESSORIES, GRAB BARS, AND ALL MOUNTED MILLWORK, CABINETRY, AND COUNTERTOP BRACKETS.
6. VENDING KIOSK UNITS ARE BY OWNER AND ARE SHOWN FOR GRAPHIC REFERENCE ONLY. CONTRACTOR TO PROVIDE POWER, ELECTRICAL, AND OTHER INFRASTRUCTURE COMPONENTS REQUIRED FOR FULL FUNCTIONALITY OF UNITS. REF MEP.
7. FURNITURE SHOWN DASHED IN PLAN IS FOR REFERENCE ONLY AND WILL BE INSTALLED BY OWNER.
8. REFER TO ENLARGED BUILDING FACADE SEGMENT PLANS ON SHEETS **A5.10** THROUGHT **A5.15** FOR FACADE PATTERN TYPE DIMENSIONING AND EXTERIOR WALL TYPES

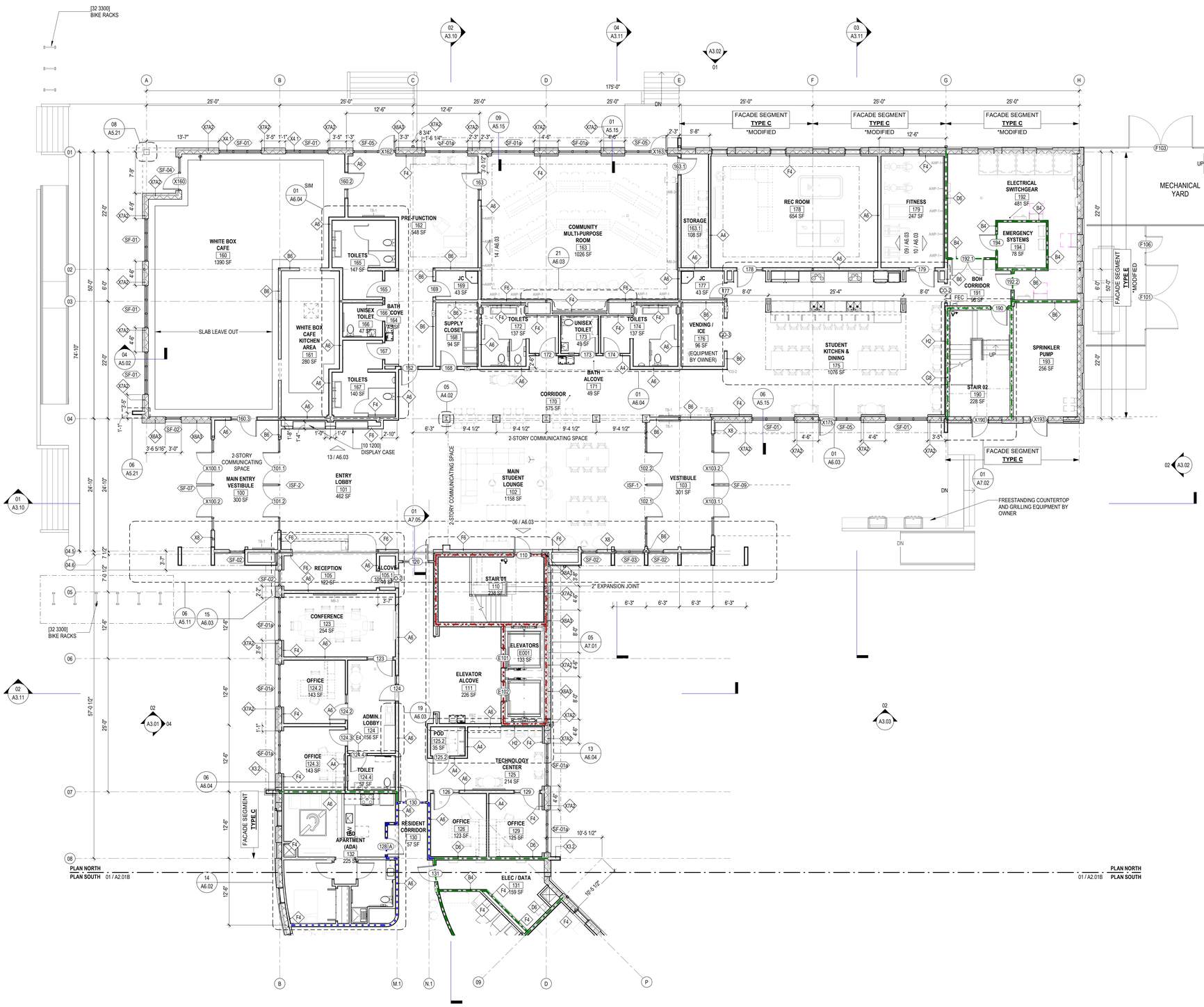

01 LEVEL 01 - NORTH
A2.01A SCALE: 1/8" = 1'-0"

TRAPOLINPEER ARCHITECTS

PERMIT SET

DILLARD UNIVERSITY STUDENT HOUSING
NEW CONSTRUCTION
4101 NORMAN MAYER AVE
NEW ORLEANS, LA 70122

OWNER
DILLARD UNIVERSITY
2601 Gentilly Blvd
New Orleans, La 70122
504.283.8822

ARCHITECT
TRAPOLIN·PEER
850 TCHOUPITOULAS ST.
NEW ORLEANS, LA 70130
(504) 523-2772
www.trapolinpeer.com

CONTRACTOR
LANDIS CONSTRUCTION
8300 Earhart Blvd, Ste 300
New Orleans, La 70178
504.833.6070

PAULA MAY FOX REG. NO. 32067 STATE OF LOUISIANA REGISTERED ARCHITECT

INITIAL ISSUE & REVISIONS		
NUMBER	DESCRIPTION	DATE
SD	SCHEMATIC DESIGN	2023_08-07
DD	DESIGN DEVELOPMENT	2023_10-02
A1	ADD 02	2023_10-10
PT	PERMIT	2023_11-20

NORTH
SOUTH

PROJECT NUMBER
CN23200

ISSUE DATE
2023_11-20

BUILDING PLAN - LEVEL 01 - NORTH

A2.01A

11/20/2023 11:01:27 PM

01 LEVEL 01 - SOUTH
A2.01B SCALE: 1/8" = 1'-0"

WALL RATING LEGEND

- 30 MIN RATED WALL
- 1HR RATED WALL
- 2HR RATED WALL
- 3HR RATED WALL
- FIRE EXTINGUISHER CABINET (SEMI-RECESSED)
- FIRE EXTINGUISHER CABINET (SURFACE MOUNTED)
- FIRE EXTINGUISHER

GENERAL NOTES - FLOOR PLAN

1. REFER TO LIFE SAFETY DRAWINGS & CODE ANALYSIS SHEET FOR ADDITIONAL RATED CONSTRUCTION INFORMATION.
2. INTERIOR PARTITIONS ARE TYPICALLY LOCATED WITH CENTER OF STUD ON GRID LINES. CRITICAL CLEARANCES ARE DIMENSIONED FROM FACE OF FINISH AND ARE DENOTED WITH *CLR* OR *CLEAR*. *ALIGN* SHALL MEAN TO LOCATE FINISH FACES IN THE SAME PLANE. INTERIOR PARTITIONS NOT LOCATED BY THE ABOVE ARE DIMENSIONED FROM FACE OF FINISH.
3. SOME STRUCTURAL AND MEP DEVICES / COMPONENTS ARE NOT SHOWN. WHERE THESE COMPONENTS ARE SHOWN, THEY ARE EITHER FOR GRAPHIC REFERENCE OR TO DIMENSION TO ADJACENT ARCHITECTURAL ELEMENTS. REFERENCE STRUCTURAL & MEP FOR FULL SCOPE OF WORK.
4. LOCATE ROUGH OPENINGS FOR DOORS 4" FROM THE INSIDE FACE OF PERPENDICULAR PARTITION UNLESS OTHERWISE NOTED.
5. PROVIDE BLOCKING AT ALL BATHROOM ACCESSORIES, GRAB BARS, AND ALL MOUNTED MILLWORK, CABINETRY, AND COUNTERTOP BRACKETS.
6. VENDING KIOSK UNITS ARE BY OWNER AND ARE SHOWN FOR GRAPHIC REFERENCE ONLY. CONTRACTOR TO PROVIDE POWER, ELECTRICAL, AND OTHER INFRASTRUCTURE COMPONENTS REQUIRED FOR FULL FUNCTIONALITY OF UNITS. REF MEP.
7. FURNITURE SHOWN DASHED IN PLAN IS FOR REFERENCE ONLY AND WILL BE INSTALLED BY OWNER.
8. REFER TO ENLARGED BUILDING FACADE SEGMENT PLANS ON SHEETS **A5.10** THROUGHT **A5.15** FOR FACADE PATTERN TYPE DIMENSIONING AND EXTERIOR WALL TYPES

TRAPOLINPEER ARCHITECTS

PERMIT SET

DILLARD UNIVERSITY STUDENT HOUSING
NEW CONSTRUCTION
4101 NORMAN MAYER AVE
NEW ORLEANS, LA 70122

OWNER
DILLARD UNIVERSITY
2601 Gentilly Blvd
New Orleans, La 70122
504.283.8822

ARCHITECT
TRAPOLIN·PEER
850 TCHOUPITOULAS ST.
NEW ORLEANS, LA 70130
(504) 523-2772
www.trapolinpeer.com

CONTRACTOR
LANDIS CONSTRUCTION
8300 Earhart Blvd, Ste 300
New Orleans, La 70178
504.833.6070

INITIAL ISSUE & REVISIONS		
NUMBER	DESCRIPTION	DATE
SD	SCHEMATIC DESIGN	2023_08-07
DD	DESIGN DEVELOPMENT	2023_10-02
A1	ADD.02	2023_10-10
PT	PERMIT	2023_11-20

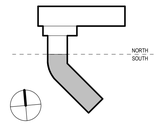

PROJECT NUMBER
CN23200

ISSUE DATE
2023_11-20

BUILDING PLAN - LEVEL 01 - SOUTH

A2.01B

WALL RATING LEGEND

- 30 MIN RATED WALL
- 1HR RATED WALL
- 2HR RATED WALL
- 3HR RATED WALL
- FIRE EXTINGUISHER CABINET (SEMI-RECESSED)
- FIRE EXTINGUISHER CABINET (SURFACE MOUNTED)
- FIRE EXTINGUISHER

GENERAL NOTES - FLOOR PLAN

1. REFER TO LIFE SAFETY DRAWINGS & CODE ANALYSIS SHEET FOR ADDITIONAL RATED CONSTRUCTION INFORMATION.
2. INTERIOR PARTITIONS ARE TYPICALLY LOCATED WITH CENTER OF STUD ON GRID LINES. CRITICAL CLEARANCES ARE DIMENSIONED FROM FACE OF FINISH AND ARE DENOTED WITH *CLR* OR *CLEAR*. *ALIGN* SHALL MEAN TO LOCATE FINISH FACES IN THE SAME PLANE. INTERIOR PARTITIONS NOT LOCATED BY THE ABOVE ARE DIMENSIONED FROM FACE OF FINISH.
3. SOME STRUCTURAL AND MEP DEVICES / COMPONENTS ARE NOT SHOWN. WHERE THESE COMPONENTS ARE SHOWN, THEY ARE EITHER FOR GRAPHIC REFERENCE OR TO DIMENSION TO ADJACENT ARCHITECTURAL ELEMENTS. REFERENCE STRUCTURAL & MEP FOR FULL SCOPE OF WORK.
4. LOCATE ROUGH OPENINGS FOR DOORS 4" FROM THE INSIDE FACE OF PERPENDICULAR PARTITION UNLESS OTHERWISE NOTED.
5. PROVIDE BLOCKING AT ALL BATHROOM ACCESSORIES, GRAB BARS, AND ALL MOUNTED MILLWORK, CABINETRY, AND COUNTERTOP BRACKETS.
6. VENDING KIOSK UNITS ARE BY OWNER AND ARE SHOWN FOR GRAPHIC REFERENCE ONLY. CONTRACTOR TO PROVIDE POWER, ELECTRICAL, AND OTHER INFRASTRUCTURE COMPONENTS REQUIRED FOR FULL FUNCTIONALITY OF UNITS. REF MEP.
7. FURNITURE SHOWN DASHED IN PLAN IS FOR REFERENCE ONLY AND WILL BE INSTALLED BY OWNER.
8. REFER TO ENLARGED BUILDING FACADE SEGMENT PLANS ON SHEETS **A5.10** THROUGHT **A5.15** FOR FACADE PATTERN TYPE DIMENSIONING AND EXTERIOR WALL TYPES

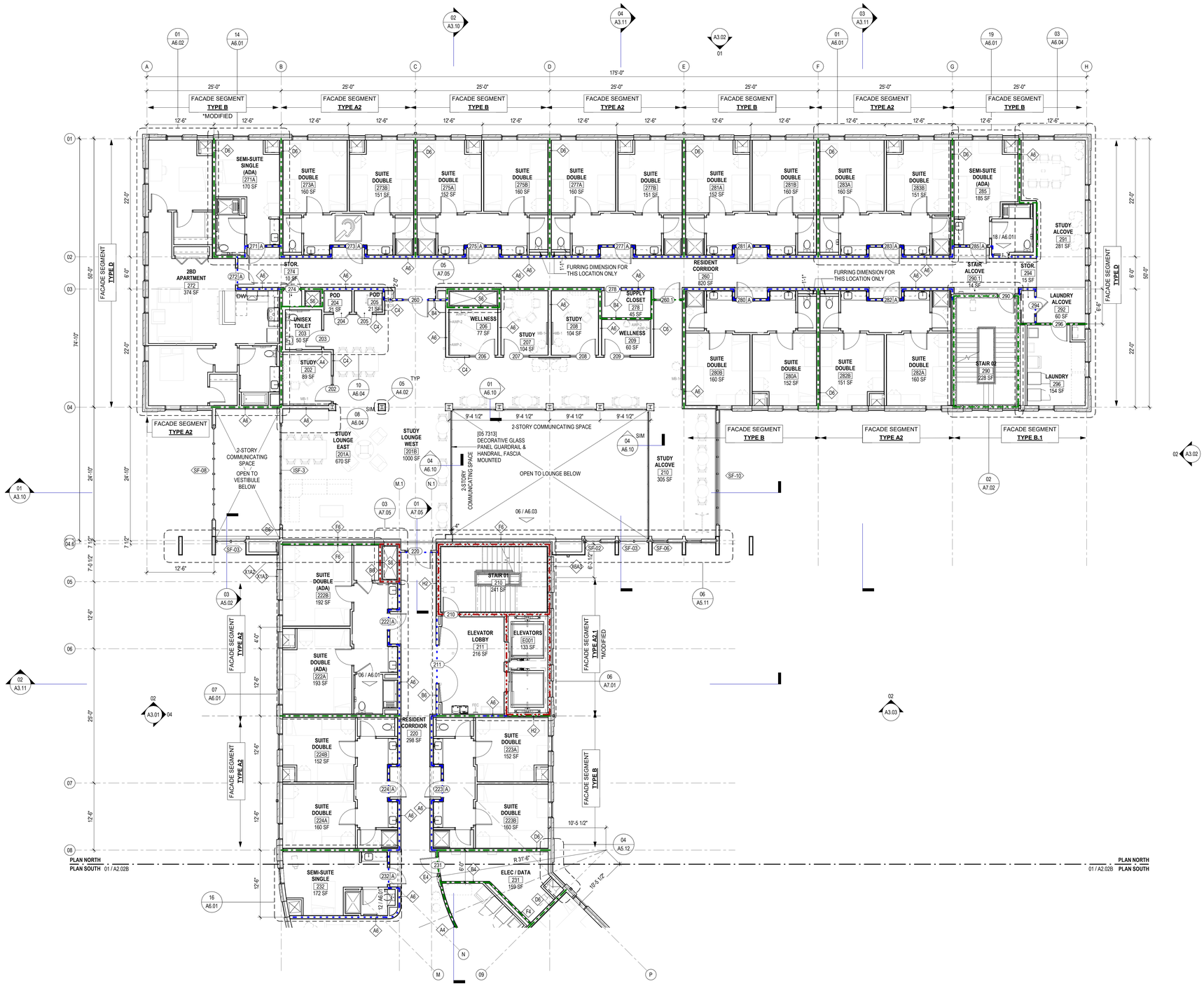

01 LEVEL 02 - NORTH
A2.02A SCALE: 1/8" = 1'-0"

TRAPOLINPEER ARCHITECTS

PERMIT SET

DILLARD UNIVERSITY STUDENT HOUSING
NEW CONSTRUCTION
4101 NORMAN MAYER AVE
NEW ORLEANS, LA 70122

OWNER
DILLARD UNIVERSITY
2601 Gentilly Blvd
New Orleans, La 70122
504.283.8822

ARCHITECT
TRAPOLIN·PEER
850 TCHOUPITOULAS ST.
NEW ORLEANS, LA 70130
(504) 523-2772
www.trapolinpeer.com

CONTRACTOR
LANDIS CONSTRUCTION
8300 Earhart Blvd, Ste 300
New Orleans, LA 70178
504.833.6070

INITIAL ISSUE & REVISIONS		
NUMBER	DESCRIPTION	DATE
SD	SCHEMATIC DESIGN	2023_08-07
DD	DESIGN DEVELOPMENT	2023_10-02
PT	PERMIT	2023_11-20

PROJECT NUMBER
CN23200

ISSUE DATE
2023_11-20

BUILDING PLAN - LEVEL 02 - NORTH

A2.02A

11/20/2023 11:01:34 PM

WALL RATING LEGEND

- 30 MIN RATED WALL
- 1HR RATED WALL
- 2HR RATED WALL
- 3HR RATED WALL
- FIRE EXTINGUISHER CABINET (SEMI-RECESSED)
- FIRE EXTINGUISHER CABINET (SURFACE MOUNTED)
- FIRE EXTINGUISHER

GENERAL NOTES - FLOOR PLAN

1. REFER TO LIFE SAFETY DRAWINGS & CODE ANALYSIS SHEET FOR ADDITIONAL RATED CONSTRUCTION INFORMATION.
2. INTERIOR PARTITIONS ARE TYPICALLY LOCATED WITH CENTER OF STUD ON GRID LINES. CRITICAL CLEARANCES ARE DIMENSIONED FROM FACE OF FINISH AND ARE DENOTED WITH *CLR* OR *CLEAR*. *ALIGN* SHALL MEAN TO LOCATE FINISH FACES IN THE SAME PLANE. INTERIOR PARTITIONS NOT LOCATED BY THE ABOVE ARE DIMENSIONED FROM FACE OF FINISH.
3. SOME STRUCTURAL AND MEP DEVICES / COMPONENTS ARE NOT SHOWN. WHERE THESE COMPONENTS ARE SHOWN, THEY ARE EITHER FOR GRAPHIC REFERENCE OR TO DIMENSION TO ADJACENT ARCHITECTURAL ELEMENTS. REFERENCE STRUCTURAL & MEP FOR FULL SCOPE OF WORK.
4. LOCATE ROUGH OPENINGS FOR DOORS 4" FROM THE INSIDE FACE OF PERPENDICULAR PARTITION UNLESS OTHERWISE NOTED.
5. PROVIDE BLOCKING AT ALL BATHROOM ACCESSORIES, GRAB BARS, AND ALL MOUNTED MILLWORK, CABINETRY, AND COUNTERTOP BRACKETS.
6. VENDING KIOSK UNITS ARE BY OWNER AND ARE SHOWN FOR GRAPHIC REFERENCE ONLY. CONTRACTOR TO PROVIDE POWER, ELECTRICAL, AND OTHER INFRASTRUCTURE COMPONENTS REQUIRED FOR FULL FUNCTIONALITY OF UNITS. REF MEP.
7. FURNITURE SHOWN DASHED IN PLAN IS FOR REFERENCE ONLY AND WILL BE INSTALLED BY OWNER.
8. REFER TO ENLARGED BUILDING FACADE SEGMENT PLANS ON SHEETS **A5.10** THROUGHT **A5.15** FOR FACADE PATTERN TYPE DIMENSIONING AND EXTERIOR WALL TYPES

01 LEVEL 02 - SOUTH
A2.02B SCALE: 1/8" = 1'-0"

TRAPOLINPEER ARCHITECTS

PERMIT SET

DILLARD UNIVERSITY STUDENT HOUSING
NEW CONSTRUCTION
4101 NORMAN MAYER AVE
NEW ORLEANS, LA 70122

OWNER
DILLARD UNIVERSITY
2601 Gentilly Blvd
New Orleans, La 70122
504.283.8822

ARCHITECT
TRAPOLIN·PEER
850 TCHOUPITOULAS ST.
NEW ORLEANS, LA 70130
(504) 523-2772
www.trapolinpeer.com

CONTRACTOR
LANDIS CONSTRUCTION
8300 Earhart Blvd, Ste 300
New Orleans, LA 70178
504.833.6070

PAULA MAY FOX REG. NO. 32567 STATE OF LOUISIANA REGISTERED ARCHITECT

INITIAL ISSUE & REVISIONS		
NUMBER	DESCRIPTION	DATE
SD	SCHEMATIC DESIGN	2023_08-07
DD	DESIGN DEVELOPMENT	2023_10-02
PT	PERMIT	2023_11-20

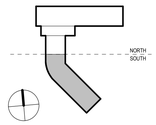

PROJECT NUMBER
CN23200

ISSUE DATE
2023_11-20

BUILDING PLAN - LEVEL 02 - SOUTH

A2.02B

11/20/2023 11:01:38 PM

WALL RATING LEGEND

- 30 MIN RATED WALL
- 1HR RATED WALL
- 2HR RATED WALL
- 3HR RATED WALL
- FIRE EXTINGUISHER CABINET (SEMI-RECESSED)
- FIRE EXTINGUISHER CABINET (SURFACE MOUNTED)
- FIRE EXTINGUISHER

GENERAL NOTES - FLOOR PLAN

1. REFER TO LIFE SAFETY DRAWINGS & CODE ANALYSIS SHEET FOR ADDITIONAL RATED CONSTRUCTION INFORMATION.
2. INTERIOR PARTITIONS ARE TYPICALLY LOCATED WITH CENTER OF STUD ON GRID LINES. CRITICAL CLEARANCES ARE DIMENSIONED FROM FACE OF FINISH AND ARE DENOTED WITH *CLR* OR *CLEAR*. *ALIGN* SHALL MEAN TO LOCATE FINISH FACES IN THE SAME PLANE. INTERIOR PARTITIONS NOT LOCATED BY THE ABOVE ARE DIMENSIONED FROM FACE OF FINISH.
3. SOME STRUCTURAL AND MEP DEVICES / COMPONENTS ARE NOT SHOWN. WHERE THESE COMPONENTS ARE SHOWN, THEY ARE EITHER FOR GRAPHIC REFERENCE OR TO DIMENSION TO ADJACENT ARCHITECTURAL ELEMENTS. REFERENCE STRUCTURAL & MEP FOR FULL SCOPE OF WORK.
4. LOCATE ROUGH OPENINGS FOR DOORS 4" FROM THE INSIDE FACE OF PERPENDICULAR PARTITION UNLESS OTHERWISE NOTED.
5. PROVIDE BLOCKING AT ALL BATHROOM ACCESSORIES, GRAB BARS, AND ALL MOUNTED MILLWORK, CABINETRY, AND COUNTERTOP BRACKETS.
6. VENDING KIOSK UNITS ARE BY OWNER AND ARE SHOWN FOR GRAPHIC REFERENCE ONLY. CONTRACTOR TO PROVIDE POWER, ELECTRICAL, AND OTHER INFRASTRUCTURE COMPONENTS REQUIRED FOR FULL FUNCTIONALITY OF UNITS. REF MEP.
7. FURNITURE SHOWN DASHED IN PLAN IS FOR REFERENCE ONLY AND WILL BE INSTALLED BY OWNER.
8. REFER TO ENLARGED BUILDING FACADE SEGMENT PLANS ON SHEETS **A5.10** THROUGHT **A5.15** FOR FACADE PATTERN TYPE DIMENSIONING AND EXTERIOR WALL TYPES

01 LEVEL 03 - NORTH
A2.03A SCALE: 1/8" = 1'-0"

TRAPOLINPEER ARCHITECTS

PERMIT SET

DILLARD UNIVERSITY STUDENT HOUSING
NEW CONSTRUCTION
4101 NORMAN MAYER AVE
NEW ORLEANS, LA 70122

OWNER
DILLARD UNIVERSITY
2601 Gentilly Blvd
New Orleans, La 70122
504.283.8822

ARCHITECT
TRAPOLIN·PEER
850 TCHOUPITOULAS ST.
NEW ORLEANS, LA 70130
(504) 523-2772
www.trapolinpeer.com

CONTRACTOR
LANDIS CONSTRUCTION
8300 Earhart Blvd, Ste 300
New Orleans, LA 70178
504.833.6070

PAULA MAY FOX REG. NO. 32567 STATE OF LOUISIANA REGISTERED ARCHITECT

INITIAL ISSUE & REVISIONS		
NUMBER	DESCRIPTION	DATE
SD	SCHEMATIC DESIGN	2023_08-07
DD	DESIGN DEVELOPMENT	2023_10-02
PT	PERMIT	2023_11-20

NORTH
SOUTH

PROJECT NUMBER
CN23200

ISSUE DATE
2023_11-20

BUILDING PLAN - LEVEL 03 - NORTH

A2.03A

11/20/2023 11:01:41 PM

WALL RATING LEGEND

- 30 MIN RATED WALL
- 1HR RATED WALL
- 2HR RATED WALL
- 3HR RATED WALL
- FIRE EXTINGUISHER CABINET (SEMI-RECESSED)
- FIRE EXTINGUISHER CABINET (SURFACE MOUNTED)
- FIRE EXTINGUISHER

GENERAL NOTES - FLOOR PLAN

1. REFER TO LIFE SAFETY DRAWINGS & CODE ANALYSIS SHEET FOR ADDITIONAL RATED CONSTRUCTION INFORMATION.
2. INTERIOR PARTITIONS ARE TYPICALLY LOCATED WITH CENTER OF STUD ON GRID LINES. CRITICAL CLEARANCES ARE DIMENSIONED FROM FACE OF FINISH AND ARE DENOTED WITH *CLR* OR *CLEAR*. *ALIGN* SHALL MEAN TO LOCATE FINISH FACES IN THE SAME PLANE. INTERIOR PARTITIONS NOT LOCATED BY THE ABOVE ARE DIMENSIONED FROM FACE OF FINISH.
3. SOME STRUCTURAL AND MEP DEVICES / COMPONENTS ARE NOT SHOWN. WHERE THESE COMPONENTS ARE SHOWN, THEY ARE EITHER FOR GRAPHIC REFERENCE OR TO DIMENSION TO ADJACENT ARCHITECTURAL ELEMENTS. REFERENCE STRUCTURAL & MEP FOR FULL SCOPE OF WORK.
4. LOCATE ROUGH OPENINGS FOR DOORS 4" FROM THE INSIDE FACE OF PERPENDICULAR PARTITION UNLESS OTHERWISE NOTED.
5. PROVIDE BLOCKING AT ALL BATHROOM ACCESSORIES, GRAB BARS, AND ALL MOUNTED MILLWORK, CABINETRY, AND COUNTERTOP BRACKETS.
6. VENDING KIOSK UNITS ARE BY OWNER AND ARE SHOWN FOR GRAPHIC REFERENCE ONLY. CONTRACTOR TO PROVIDE POWER, ELECTRICAL, AND OTHER INFRASTRUCTURE COMPONENTS REQUIRED FOR FULL FUNCTIONALITY OF UNITS. REF MEP.
7. FURNITURE SHOWN DASHED IN PLAN IS FOR REFERENCE ONLY AND WILL BE INSTALLED BY OWNER.
8. REFER TO ENLARGED BUILDING FACADE SEGMENT PLANS ON SHEETS **A5.10** THROUGHT **A5.15** FOR FACADE PATTERN TYPE DIMENSIONING AND EXTERIOR WALL TYPES

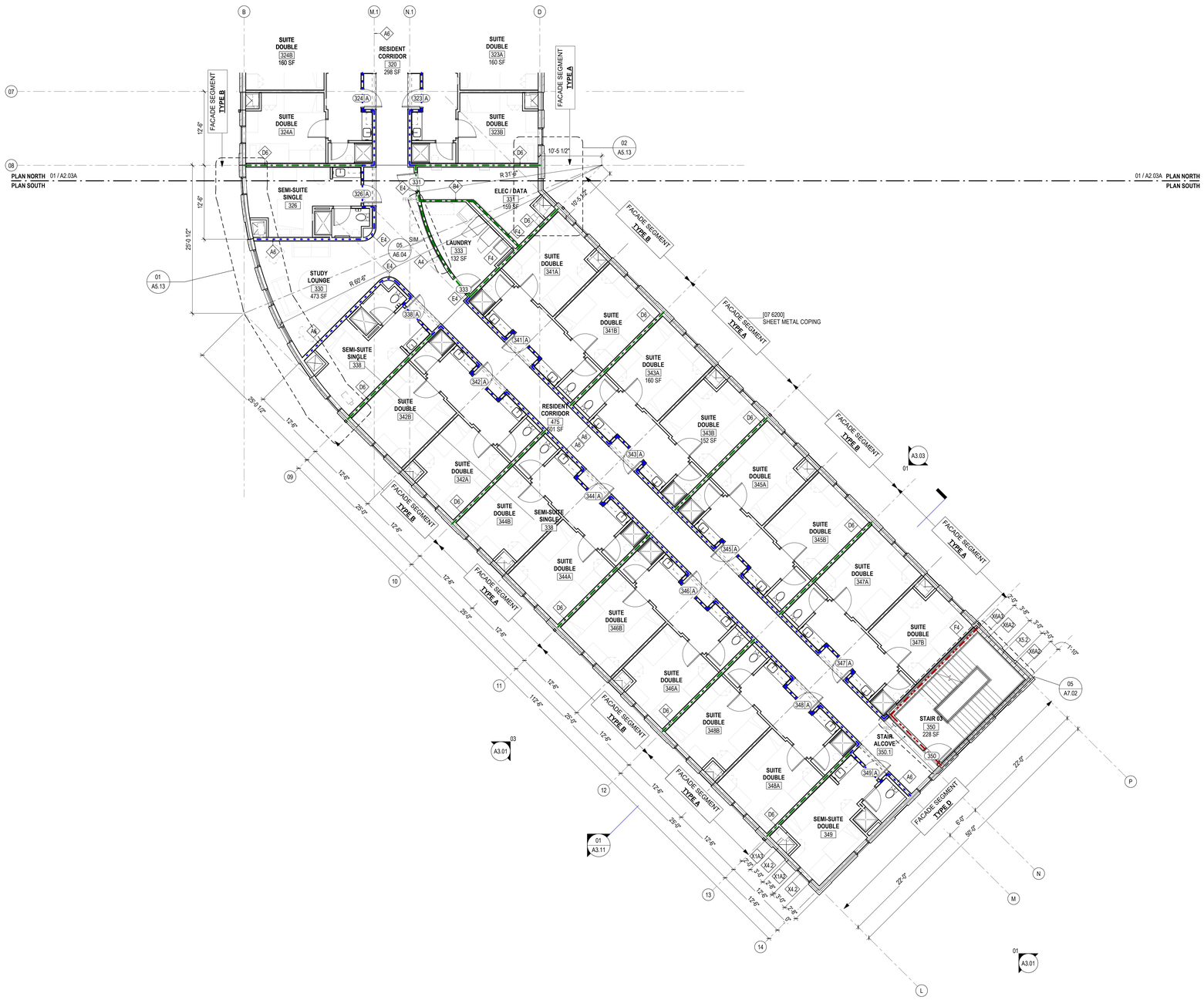

01 LEVEL 03 - SOUTH
A2.03B SCALE: 1/8" = 1'-0"

TRAPOLINPEER ARCHITECTS

PERMIT SET

DILLARD UNIVERSITY STUDENT HOUSING
NEW CONSTRUCTION
4101 NORMAN MAYER AVE
NEW ORLEANS, LA 70122

OWNER
DILLARD UNIVERSITY
2601 Gentilly Blvd
New Orleans, La 70122
504.283.8822

ARCHITECT
TRAPOLIN·PEER
850 TCHOUPITOULAS ST.
NEW ORLEANS, LA 70130
(504) 523-2772
www.trapolinpeer.com

CONTRACTOR
LANDIS CONSTRUCTION
8300 Earhart Blvd, Ste 300
New Orleans, LA 70178
504.833.6070

PAULA MAY FOX REG. NO. 32567 STATE OF LOUISIANA REGISTERED ARCHITECT

INITIAL ISSUE & REVISIONS		
NUMBER	DESCRIPTION	DATE
SD	SCHEMATIC DESIGN	2023_08-07
DD	DESIGN DEVELOPMENT	2023_10-02
PT	PERMIT	2023_11-20

NORTH
SOUTH

PROJECT NUMBER
CN23200

ISSUE DATE
2023_11-20

BUILDING PLAN - LEVEL 03 - SOUTH

A2.03B

11/20/2023 11:01:44 PM

WALL RATING LEGEND

- 30 MIN RATED WALL
- 1HR RATED WALL
- 2HR RATED WALL
- 3HR RATED WALL
- FIRE EXTINGUISHER CABINET (SEMI-RECESSED)
- FIRE EXTINGUISHER CABINET (SURFACE MOUNTED)
- FIRE EXTINGUISHER

GENERAL NOTES - FLOOR PLAN

1. REFER TO LIFE SAFETY DRAWINGS & CODE ANALYSIS SHEET FOR ADDITIONAL RATED CONSTRUCTION INFORMATION.
2. INTERIOR PARTITIONS ARE TYPICALLY LOCATED WITH CENTER OF STUD ON GRID LINES. CRITICAL CLEARANCES ARE DIMENSIONED FROM FACE OF FINISH AND ARE DENOTED WITH *CLR* OR *CLEAR*. *ALIGN* SHALL MEAN TO LOCATE FINISH FACES IN THE SAME PLANE. INTERIOR PARTITIONS NOT LOCATED BY THE ABOVE ARE DIMENSIONED FROM FACE OF FINISH.
3. SOME STRUCTURAL AND MEP DEVICES / COMPONENTS ARE NOT SHOWN. WHERE THESE COMPONENTS ARE SHOWN, THEY ARE EITHER FOR GRAPHIC REFERENCE OR TO DIMENSION TO ADJACENT ARCHITECTURAL ELEMENTS. REFERENCE STRUCTURAL & MEP FOR FULL SCOPE OF WORK.
4. LOCATE ROUGH OPENINGS FOR DOORS 4" FROM THE INSIDE FACE OF PERPENDICULAR PARTITION UNLESS OTHERWISE NOTED.
5. PROVIDE BLOCKING AT ALL BATHROOM ACCESSORIES, GRAB BARS, AND ALL MOUNTED MILLWORK, CABINETRY, AND COUNTERTOP BRACKETS.
6. VENDING KIOSK UNITS ARE BY OWNER AND ARE SHOWN FOR GRAPHIC REFERENCE ONLY. CONTRACTOR TO PROVIDE POWER, ELECTRICAL, AND OTHER INFRASTRUCTURE COMPONENTS REQUIRED FOR FULL FUNCTIONALITY OF UNITS. REF MEP.
7. FURNITURE SHOWN DASHED IN PLAN IS FOR REFERENCE ONLY AND WILL BE INSTALLED BY OWNER.
8. REFER TO ENLARGED BUILDING FACADE SEGMENT PLANS ON SHEETS **A5.10** THROUGHT **A5.15** FOR FACADE PATTERN TYPE DIMENSIONING AND EXTERIOR WALL TYPES

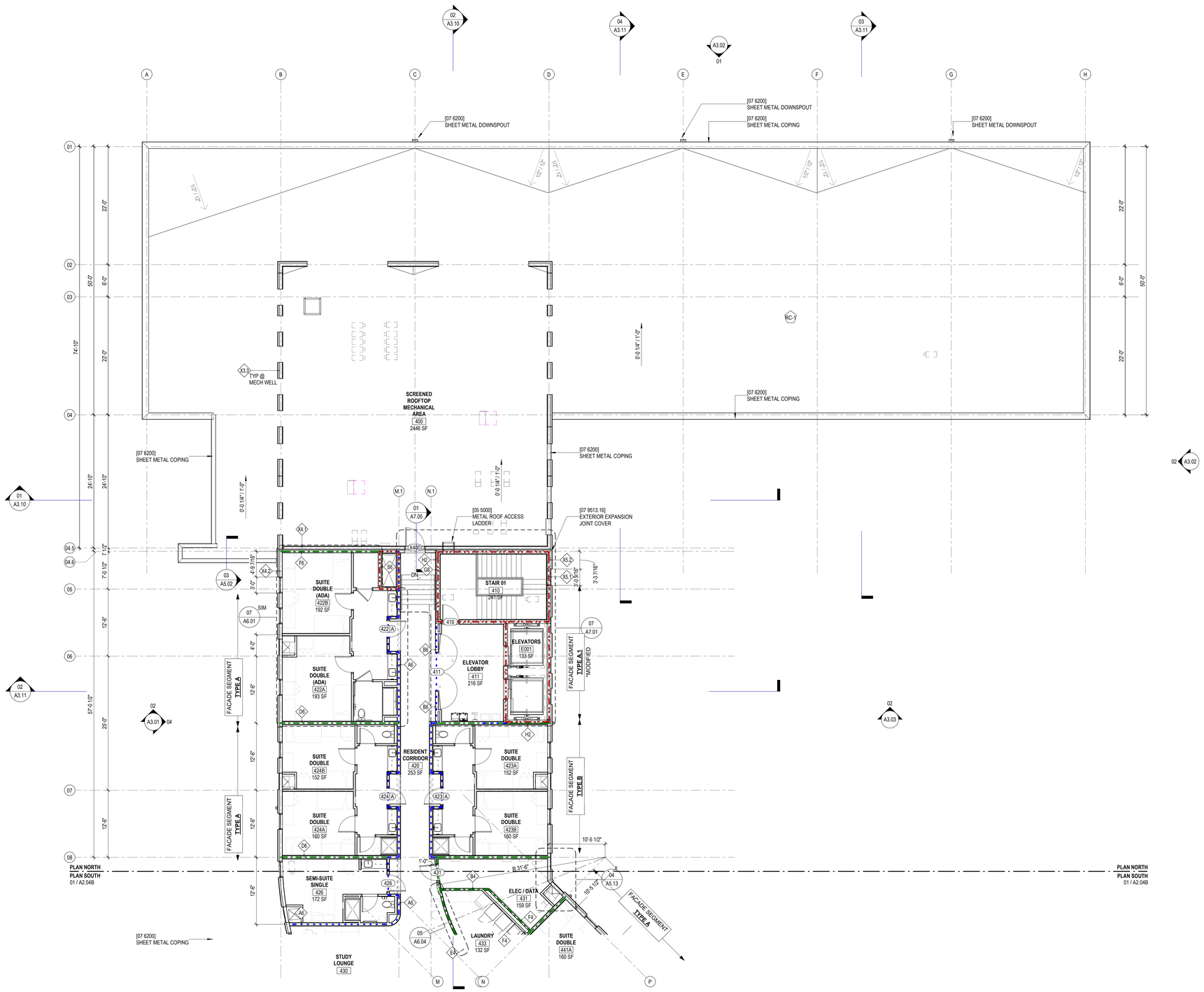

01 LEVEL 04 - NORTH
A2.04A SCALE: 1/8" = 1'-0"

TRAPOLINPEER ARCHITECTS

PERMIT SET

DILLARD UNIVERSITY STUDENT HOUSING
NEW CONSTRUCTION
4101 NORMAN MAYER AVE
NEW ORLEANS, LA 70122

OWNER
DILLARD UNIVERSITY
2601 Gentilly Blvd
New Orleans, LA 70122
504.283.8822

ARCHITECT
TRAPOLIN·PEER
850 TCHOUPITOULAS ST.
NEW ORLEANS, LA 70130
(504) 523-2772
www.trapolinpeer.com

CONTRACTOR
LANDIS CONSTRUCTION
8300 Earhart Blvd, Ste 300
New Orleans, LA 70178
504.833.6070

INITIAL ISSUE & REVISIONS		
NUMBER	DESCRIPTION	DATE
SD	SCHEMATIC DESIGN	2023_08-07
DD	DESIGN DEVELOPMENT	2023_10-20
PT	PERMIT	2023_11-20

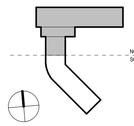

PROJECT NUMBER
CN23200

ISSUE DATE
2023_11-20

BUILDING PLAN - LEVEL 04 - NORTH

A2.04A

11/20/2023 11:01:47 PM

WALL RATING LEGEND

- 30 MIN RATED WALL
- 1HR RATED WALL
- 2HR RATED WALL
- 3HR RATED WALL
- FIRE EXTINGUISHER CABINET (SEMI-RECESSED)
- FIRE EXTINGUISHER CABINET (SURFACE MOUNTED)
- FIRE EXTINGUISHER

GENERAL NOTES - FLOOR PLAN

1. REFER TO LIFE SAFETY DRAWINGS & CODE ANALYSIS SHEET FOR ADDITIONAL RATED CONSTRUCTION INFORMATION.
2. INTERIOR PARTITIONS ARE TYPICALLY LOCATED WITH CENTER OF STUD ON GRID LINES. CRITICAL CLEARANCES ARE DIMENSIONED FROM FACE OF FINISH AND ARE DENOTED WITH *CLR* OR *CLEAR*. *ALIGN* SHALL MEAN TO LOCATE FINISH FACES IN THE SAME PLANE. INTERIOR PARTITIONS NOT LOCATED BY THE ABOVE ARE DIMENSIONED FROM FACE OF FINISH.
3. SOME STRUCTURAL AND MEP DEVICES / COMPONENTS ARE NOT SHOWN. WHERE THESE COMPONENTS ARE SHOWN, THEY ARE EITHER FOR GRAPHIC REFERENCE OR TO DIMENSION TO ADJACENT ARCHITECTURAL ELEMENTS. REFERENCE STRUCTURAL & MEP FOR FULL SCOPE OF WORK.
4. LOCATE ROUGH OPENINGS FOR DOORS 4" FROM THE INSIDE FACE OF PERPENDICULAR PARTITION UNLESS OTHERWISE NOTED.
5. PROVIDE BLOCKING AT ALL BATHROOM ACCESSORIES, GRAB BARS, AND ALL MOUNTED MILLWORK, CABINETRY, AND COUNTERTOP BRACKETS.
6. VENDING KIOSK UNITS ARE BY OWNER AND ARE SHOWN FOR GRAPHIC REFERENCE ONLY. CONTRACTOR TO PROVIDE POWER, ELECTRICAL, AND OTHER INFRASTRUCTURE COMPONENTS REQUIRED FOR FULL FUNCTIONALITY OF UNITS. REF MEP.
7. FURNITURE SHOWN DASHED IN PLAN IS FOR REFERENCE ONLY AND WILL BE INSTALLED BY OWNER.
8. REFER TO ENLARGED BUILDING FACADE SEGMENT PLANS ON SHEETS **A5.10** THROUGHT **A5.15** FOR FACADE PATTERN TYPE DIMENSIONING AND EXTERIOR WALL TYPES

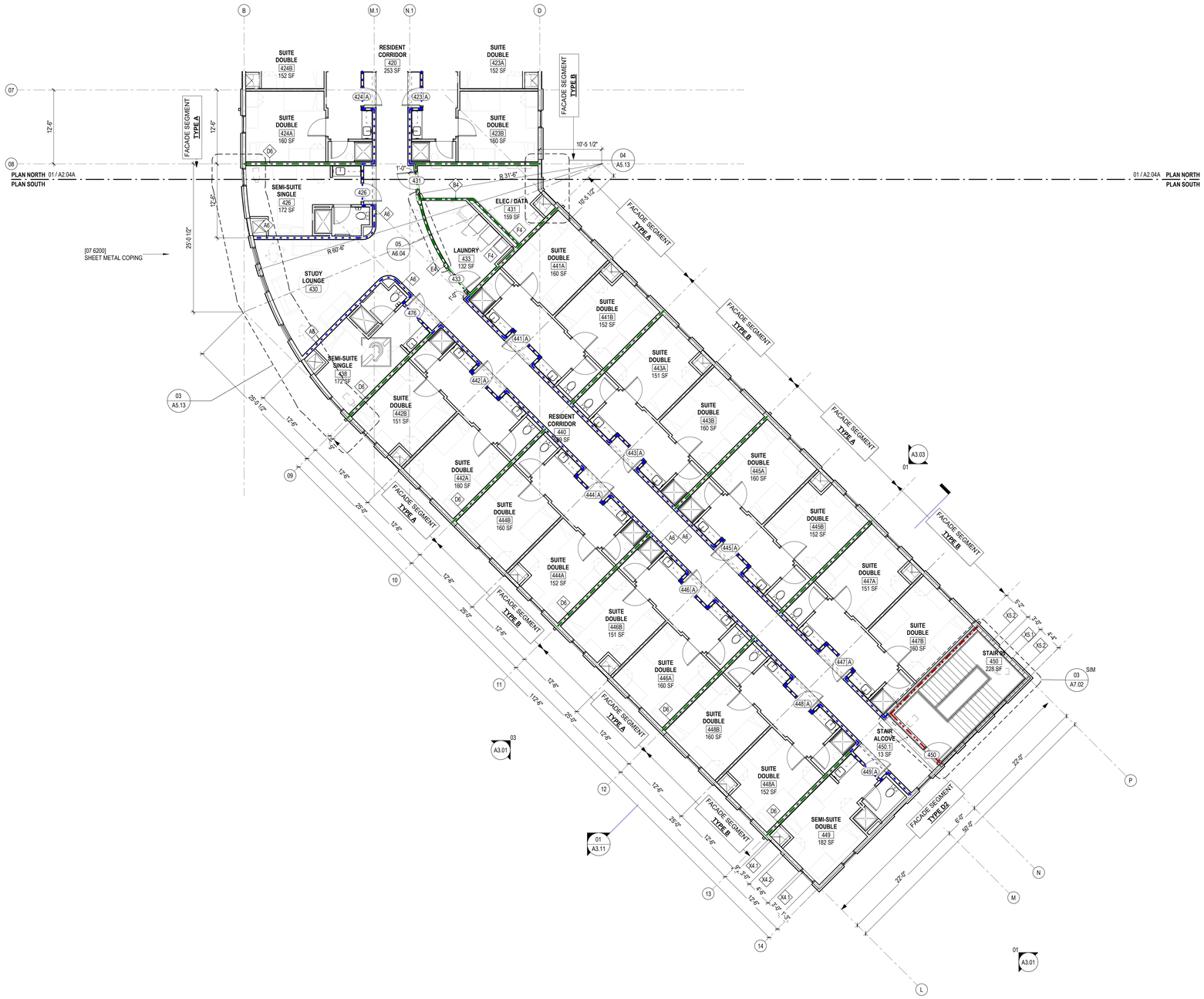

01 LEVEL 04 - SOUTH
A2.04B SCALE: 1/8" = 1'-0"

TRAPOLINPEER ARCHITECTS

PERMIT SET

DILLARD UNIVERSITY STUDENT HOUSING
NEW CONSTRUCTION
4101 NORMAN MAYER AVE
NEW ORLEANS, LA 70122

OWNER
DILLARD UNIVERSITY
2601 Gentilly Blvd
New Orleans, La 70122
504.283.8822

ARCHITECT
TRAPOLIN·PEER
850 TCHOUPITOULAS ST.
NEW ORLEANS, LA 70130
(504) 523-2772
www.trapolinpeer.com

CONTRACTOR
LANDIS CONSTRUCTION
8300 Earhart Blvd, Ste 300
New Orleans, LA 70178
504.833.6070

PAULA MAY FOX REG. NO. 32067 STATE OF LOUISIANA REGISTERED ARCHITECT

INITIAL ISSUE & REVISIONS		
NUMBER	DESCRIPTION	DATE
SD	SCHEMATIC DESIGN	2023_08-07
DD	DESIGN DEVELOPMENT	2023_10-02
PT	PERMIT	2023_11-20

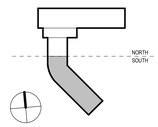

PROJECT NUMBER
CN23200

ISSUE DATE
2023_11-20

BUILDING PLAN - LEVEL 04 - SOUTH

A2.04B

11/20/2023 11:51:52 PM

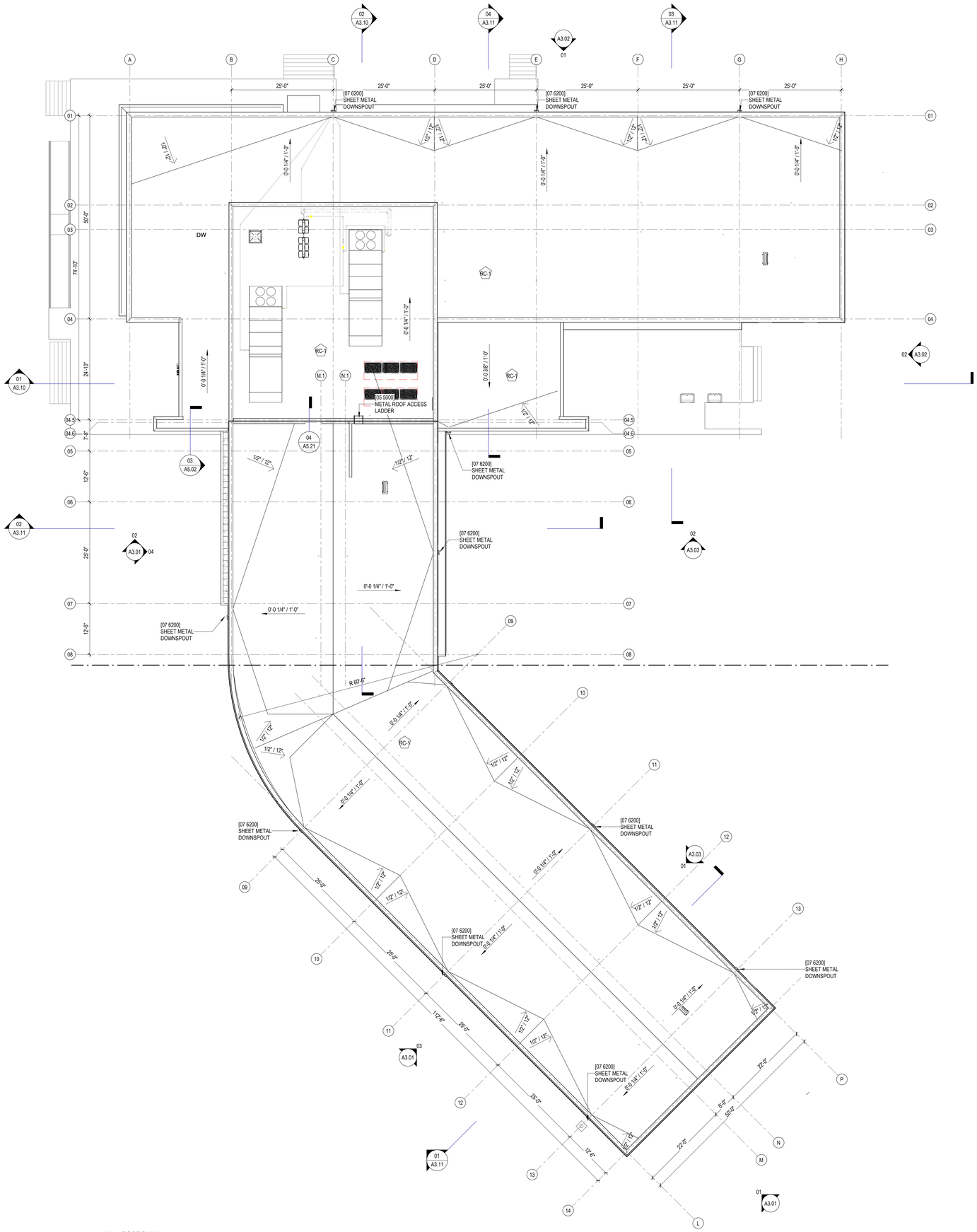

01 ROOF PLAN
A2.05 SCALE: 3/32" = 1'-0"

GENERAL NOTES - ROOF PLAN

1. THIS DRAWING DOES NOT SHOW ALL ROOF PENETRATIONS. COORDINATE SIZE AND LOCATION OF ALL ROOF PENETRATIONS WITH ALL OTHER TRADES AND EQUIPMENT. SEE STRUCTURAL, ELECTRICAL, PLUMBING AND MECHANICAL DRAWINGS FOR ADDITIONAL ROOF INFORMATION.
2. ROOF SLOPE SHALL BE 1/4" MIN PER FOOT.
3. CRICKET SLOPES SHALL BE FORMED TO PROVIDE A 1/2" MINIMUM SLOPE, WITH A .08" PER FOOT SLOPE AT EACH VALLEY.
4. **ALTERNATE:** LIGHTENING PROTECTION SHALL BE INSTALLED AT ALL ROOFS WITHIN SCOPE OF WORK PER SPECIFICATIONS AND SHALL BE COORDINATED WITH ALL ROOFTOP EQUIPMENT, FIXTURES, AND FINISHES.

TRAPOLINPEER
ARCHITECTS

PERMIT SET

DILLARD UNIVERSITY STUDENT HOUSING
NEW CONSTRUCTION
4101 NORMAN MAYER AVE
NEW ORLEANS, LA 70122

OWNER
DILLARD UNIVERSITY
2601 Gentilly Blvd
New Orleans, LA 70122
504.283.8822

ARCHITECT
TRAPOLIN·PEER
850 TCHOUPITOULAS ST.
NEW ORLEANS, LA 70130
(504) 523-2772
www.trapolinpeer.com

CONTRACTOR
LANDIS CONSTRUCTION
8300 Earhart Blvd, Ste 300
New Orleans, LA 70178
504.833.6070

PAULA MAY POPP
REG. NO. 32936
STATE OF LOUISIANA
REGISTERED ARCHITECT

INITIAL ISSUE & REVISIONS		
NUMBER	DESCRIPTION	DATE
SD	SCHEMATIC DESIGN	2023_08-07
DD	DESIGN DEVELOPMENT	2023_10-02
PT	PERMIT	2023_11-20

PROJECT NUMBER
CN23200

ISSUE DATE
2023_11-20

BUILDING PLAN - ROOF - OVERALL

A2.05

11/20/2023 11:02:49 PM

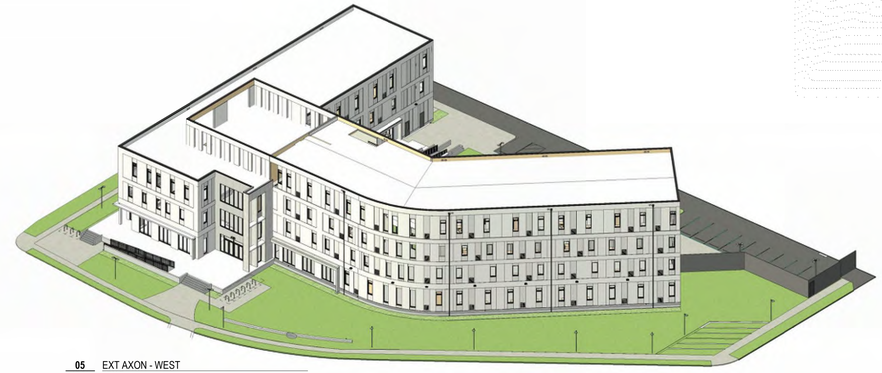

05 A3.01 EXT AXON - WEST
SCALE:

ELEVATION NOTES

1. REFER TO WALL SECTIONS FOR EXTERIOR WALL ASSEMBLY TYPES.
2. REFER TO EXTERIOR OPENING TYPE SHEETS FOR STOREFRONT AND CURTAINWALL SIZES, ELEVATION ABOVE FLOOR, AND GLAZING TYPE
3. REFER TO FLOOR PLANS AND FACADE PATTERN TYPE SHEETS FOR LOCATION OF PANEL TYPES

MATERIAL LEGEND

XX-1 — MATERIAL TYPE TAG

[04 2000] - UNIT MASONRY VENEER, PTD
TYPE: **FB-1**
BOND: **1/3 RUNNING**
[09 9113] - EXTERIOR PAINTING

[04 2000] - UNIT MASONRY VENEER, PTD
TYPE: **FB-2**
BOND: **SOLDIER**
[09 9113] - EXTERIOR PAINTING

[07 4646] - FIBER CEMENT WALL PANELS
TYPE: **FC-1 (RIBBED)**

[07 4646] - FIBER CEMENT WALL PANELS
TYPE: **FC-2A (ILLUMINATION - VERTICAL)**
FC-2B (ILLUMINATION - HORIZONTAL)

[07 4646] - FIBER CEMENT WALL PANELS
TYPE: **FC-3 (INDUSTRIAL)**

[07 4243] - COMPOSITE METAL WALL PANELS
TYPE: **MP**

DIV 23 - MECHANICAL LOUVER
REF MECH

04 A3.01 EXT STREET ELEV - WEST (ST ANTHONY ST) - PLAN NORTH
SCALE: 1/8" = 1'-0"

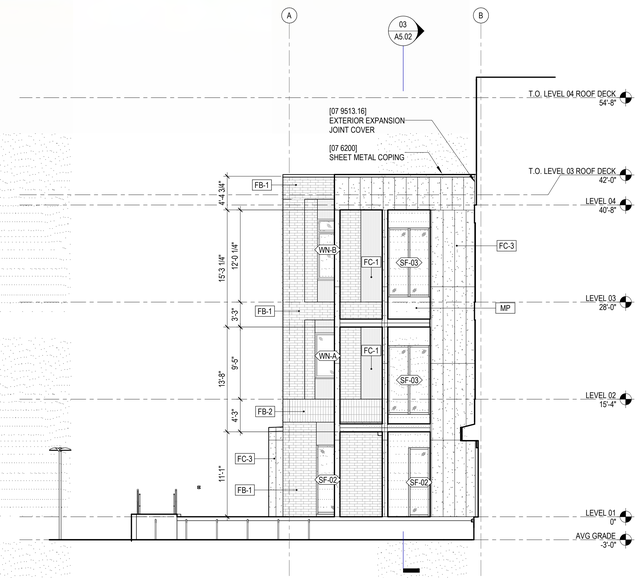

02 A3.01 EXT STREET ELEVATION (NORMAN MAYER AVE) - NORTH VIEW
SCALE: 1/8" = 1'-0"

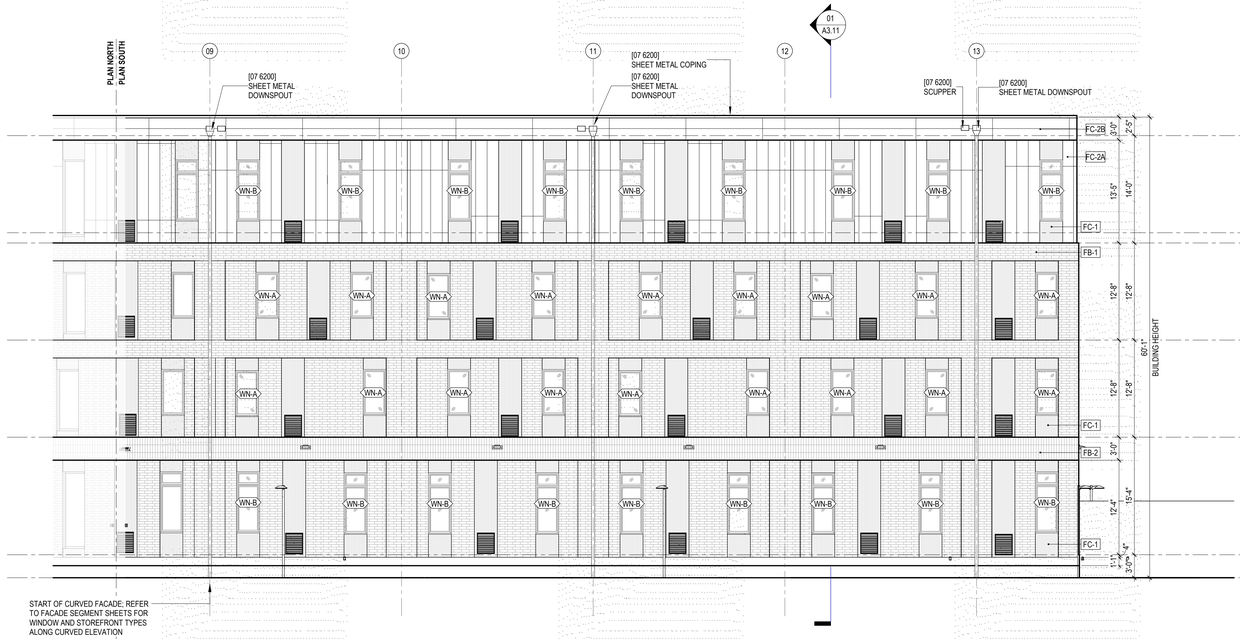

03 A3.01 BLDG BEND ELEV - SOUTHWEST (NORMAN MAYER AVE) - PLAN SOUTH
SCALE: 1/8" = 1'-0"

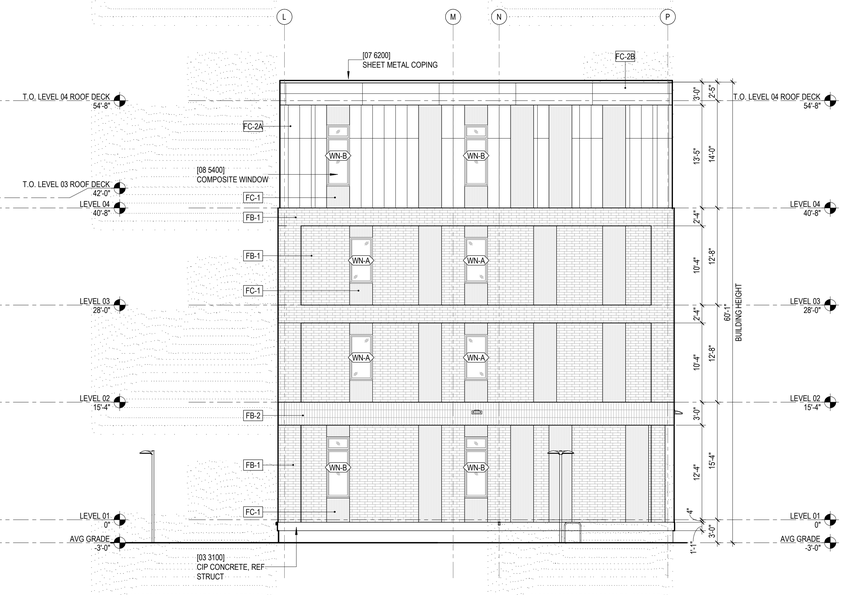

01 A3.01 BLDG BEND ELEV - SOUTHEAST
SCALE: 1/8" = 1'-0"

TRAPOLINPEER ARCHITECTS

PERMIT SET

DILLARD UNIVERSITY STUDENT HOUSING
NEW CONSTRUCTION
4101 NORMAN MAYER AVE
NEW ORLEANS, LA 70122

OWNER
DILLARD UNIVERSITY
2601 Gentilly Blvd
New Orleans, La 70122
504.283.8822

ARCHITECT
TRAPOLIN·PEER
850 TCHOUPITOULAS ST.
NEW ORLEANS, LA 70130
(504) 523-2772
www.trapolinpeer.com

CONTRACTOR
LANDIS CONSTRUCTION
8300 Earhart Blvd, Ste 300
New Orleans, LA 70178
504.833.6070

PAULA MAY POE
REG. NO. 32567
STATE OF LOUISIANA
REGISTERED ARCHITECT

INITIAL ISSUE & REVISIONS

NUMBER	DESCRIPTION	DATE
SD	SCHEMATIC DESIGN	2023_08-07
DD	DESIGN DEVELOPMENT	2023_10-02
A1	ADD 02	2023_10-15
PT	PERMIT	2023_11-20

PROJECT NUMBER
CN23200

ISSUE DATE
2023_11-20

OVERALL BLDG ELEVATIONS

A3.01

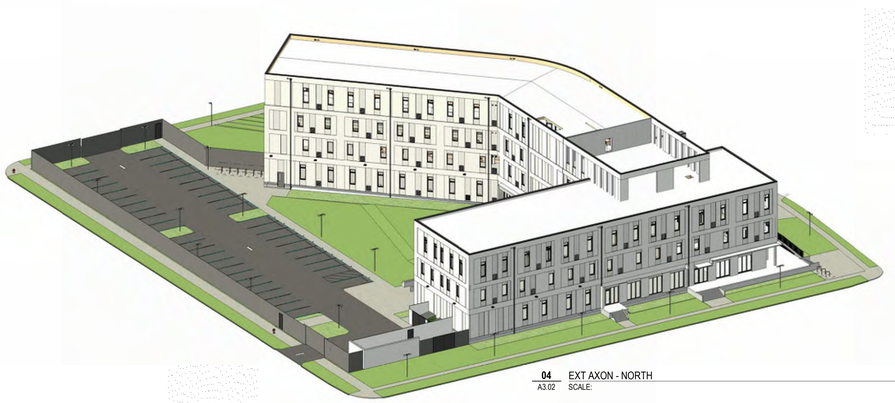

04 A3.02 EXT AXON - NORTH
SCALE:

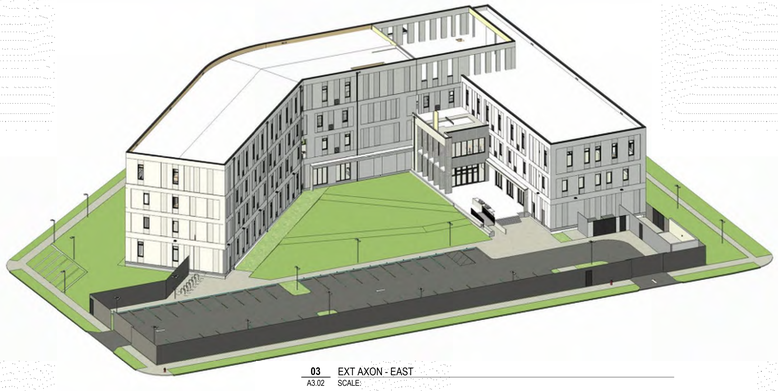

03 A3.02 EXT AXON - EAST
SCALE:

ELEVATION NOTES

1. REFER TO WALL SECTIONS FOR EXTERIOR WALL ASSEMBLY TYPES
2. REFER TO EXTERIOR OPENING TYPE SHEETS FOR STOREFRONT AND CURTAINWALL SIZES, ELEVATION ABOVE FLOOR, AND GLAZING TYPE
3. REFER TO FLOOR PLANS AND FACADE PATTERN TYPE SHEETS FOR LOCATION OF PANEL TYPES

MATERIAL LEGEND

XX-1 MATERIAL TYPE TAG

[04 2000] - UNIT MASONRY VENEER, PTD
TYPE: **FB-1**
BOND: **1/3 RUNNING**
[09 9113] - EXTERIOR PAINTING

[04 2000] - UNIT MASONRY VENEER, PTD
TYPE: **FB-2**
BOND: **SOLDIER**
[09 9113] - EXTERIOR PAINTING

[07 4646] - FIBER CEMENT WALL PANELS
TYPE: **FC-1 (RIBBED)**

[07 4646] - FIBER CEMENT WALL PANELS
TYPE: **FC-2A (ILLUMINATION - VERTICAL)**
FC-2B (ILLUMINATION - HORIZONTAL)

[07 4646] - FIBER CEMENT WALL PANELS
TYPE: **FC-3 (INDUSTRIAL)**

[07 4243] - COMPOSITE METAL WALL PANELS
TYPE: **MP**

DIV 23 - MECHANICAL LOUVER
REF MECH

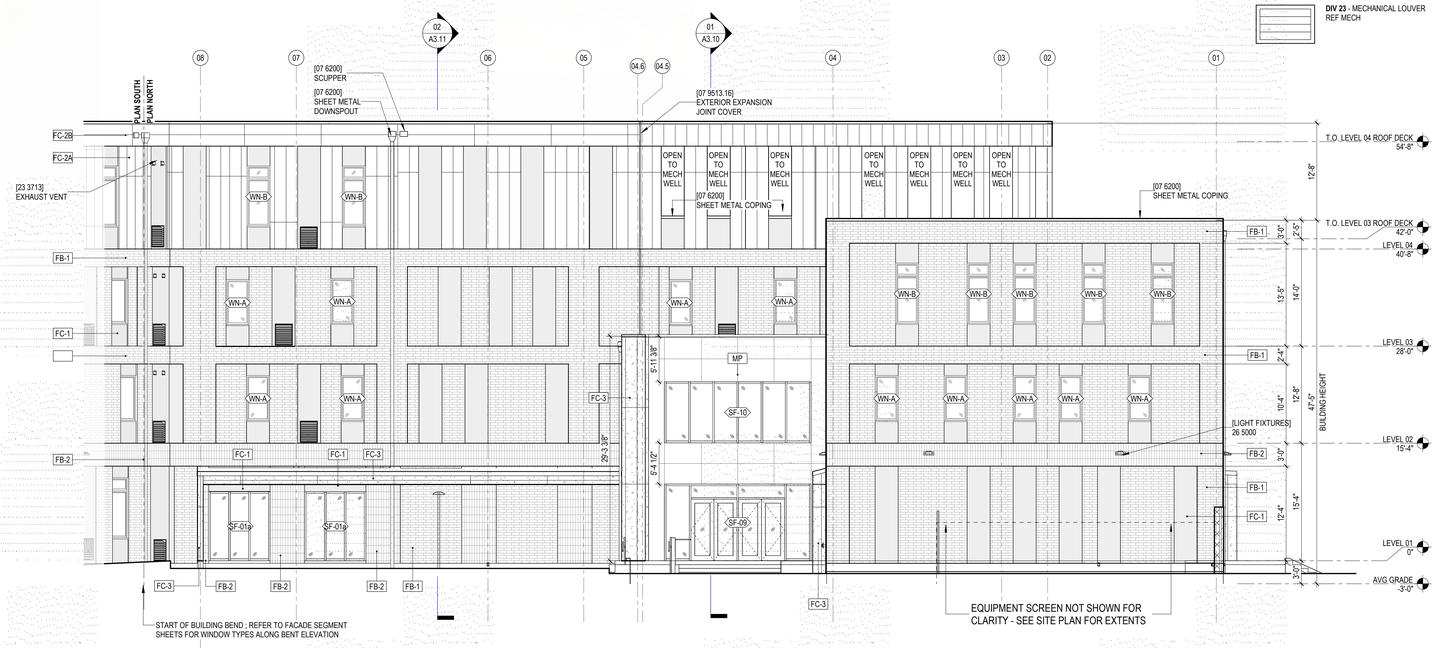

02 A3.02 EXT STREET ELEV - EAST (PAUGER ST) - PLAN SOUTH
SCALE: 1/8" = 1'-0"

01 A3.02 EXT STREET ELEV - NORTH (PELOPIDAS ST)
SCALE: 1/8" = 1'-0"

TRAPOLINPEER ARCHITECTS

PERMIT SET

DILLARD UNIVERSITY STUDENT HOUSING
NEW CONSTRUCTION
4101 NORMAN MAYER AVE
NEW ORLEANS, LA 70122

OWNER
DILLARD UNIVERSITY
2601 Gentilly Blvd
New Orleans, La 70122
504.283.8822

ARCHITECT
TRAPOLIN·PEER
850 TCHOUPITOULAS ST.
NEW ORLEANS, LA 70130
(504) 523-2772
www.trapolinpeer.com

CONTRACTOR
LANDIS CONSTRUCTION
8300 Earhart Blvd, Ste 300
New Orleans, LA 70178
504.833.6070

PEBLA MAY PEER
REG. NO. 32567
STATE OF LOUISIANA
REGISTERED ARCHITECT

INITIAL ISSUE & REVISIONS

NUMBER	DESCRIPTION	DATE
SD	SCHEMATIC DESIGN	2023_08-07
DD	DESIGN DEVELOPMENT	2023_10-02
A1	ADD 02	2023_10-10
PT	PERMIT	2023_11-20

PROJECT NUMBER
CN23200

ISSUE DATE
2023_11-20

OVERALL BLDG ELEVATIONS

A3.02

11/20/2023 11:03:31 PM

ELEVATION NOTES

1. REFER TO WALL SECTIONS FOR EXTERIOR WALL ASSEMBLY TYPES.
2. REFER TO EXTERIOR OPENING TYPE SHEETS FOR STOREFRONT AND CURTAINWALL SIZES, ELEVATION ABOVE FLOOR, AND GLAZING TYPE
3. REFER TO FLOOR PLANS AND FACADE PATTERN TYPE SHEETS FOR LOCATION OF PANEL TYPES

MATERIAL LEGEND

XX-1 — MATERIAL TYPE TAG

[04 2000] - UNIT MASONRY VENEER, PTD
TYPE: **FB-1**
BOND: **1/3 RUNNING**
[09 9113] - EXTERIOR PAINTING

[04 2000] - UNIT MASONRY VENEER, PTD
TYPE: **FB-2**
BOND: **SOLDIER**
[09 9113] - EXTERIOR PAINTING

[07 4646] - FIBER CEMENT WALL PANELS
TYPE: **FC-1 (RIBBED)**

[07 4646] - FIBER CEMENT WALL PANELS
TYPE: **FC-2A (ILLUMINATION - VERTICAL)**
FC-2B (ILLUMINATION - HORIZONTAL)

[07 4646] - FIBER CEMENT WALL PANELS
TYPE: **FC-3 (INDUSTRIAL)**

[07 4243] - COMPOSITE METAL WALL PANELS
TYPE: **MP**

DIV 23 - MECHANICAL LOUVER
REF MECH

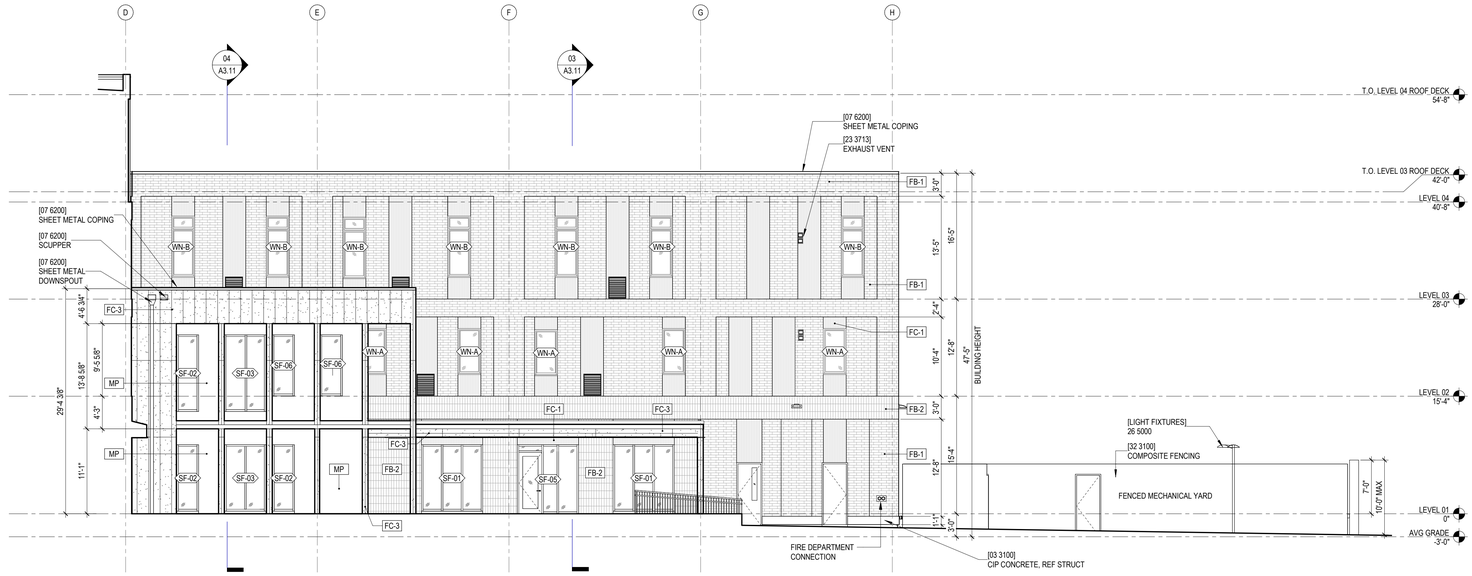

02 EXT ELEV - SOUTH @ COURTYARD
A3.03 SCALE: 1/8" = 1'-0"

01 BLDG BEND ELEV - NORTHEAST @ COURTYARD
A3.03 SCALE: 1/8" = 1'-0"

TRAPOLINPEER
ARCHITECTS

PERMIT SET

DILLARD UNIVERSITY STUDENT HOUSING
NEW CONSTRUCTION
4101 NORMAN MAYER AVE
NEW ORLEANS, LA 70122

OWNER
DILLARD UNIVERSITY
2601 Gentilly Blvd
New Orleans, La 70122
504.283.8822

ARCHITECT
TRAPOLIN·PEER
850 TCHOUPITOULAS ST.
NEW ORLEANS, LA 70130
(504) 523-2772
www.trapolinpeer.com

CONTRACTOR
LANDIS CONSTRUCTION
8300 Earhart Blvd, Ste 300
New Orleans, LA 70178
504.833.6070

PAULA MAY FOX
REG. NO. 32567
STATE OF LOUISIANA
REGISTERED ARCHITECT

INITIAL ISSUE & REVISIONS		
NUMBER	DESCRIPTION	DATE
SD	SCHEMATIC DESIGN	2023_08-07
DD	DESIGN DEVELOPMENT	2023_10-02
A1	ADD.02	2023_10-10
PT	PERMIT	2023_11-20

PROJECT NUMBER
CN23200

ISSUE DATE
2023_11-20

OVERALL BLDG ELEVATIONS

A3.03

DILLARD STUDENT HOUSING LIGHTING FIXTURE SCHEDULE

TYPE:	DESCRIPTION:	MANUFACTURER:	CATALOG NUMBER:	WATTAGE:	VOLTAGE:	CCT (LAMPING):
S1	POLE LIGHT - 1 HEAD - 15' POLE PROVIDE SENSOR	LUMARK	TT-D6-745-U-T4-PM-BK// MA1036-XX // 15' SSS POLE	110W	UNV	3500K
S2	POLE LIGHT - 2 HEAD - 15' POLE PROVIDE SENSOR	LUMARK	TT-D6-745-U-T4-PM-BK// MA1037-XX // 15' SSS POLE	220W	UNV	3500K
S3	POLE LIGHT - 3 HEAD - 15' POLE PROVIDE SENSOR	LUMARK	TT-D6-745-U-T4-PM-BK// MA1190-XX // 15' SSS POLE	330W	UNV	3500K
S4	NOT USED	NOT USED	NOT USED			
S5	WALL MOUNT LIGHT FIXTURE	NLS LIGHTING	NV-W2-T4-64L-7-35K8-UNV-WM-BLK	113W	UNV	3500K
S6	SMALL WALL PACK	LUMARK	XTOR1B-W	12W	UNV	4000K
F1	6" DOWNLIGHT	HALO COMMERCIAL	LCR621RD9FSE010	23W	UNV	SELECTABLE
F2	BOH STRIP LIGHT	METALUX	4ST2L4035R	40W	120V	3500K
F3	4' BOH VAPORTIGHT	METALUX	4APVTLD-54L835	50W	UNV	3500K
F4	STAIRWELL FIXTURE	METALUX	4SWLED-40SL-LW-UNV-EL7W-L830-CD1-U	38W	UNV	3000K
F5	RECESSED 8' LINEAR FIXTURE	AXIS LIGHTING	SL5-1000-80-30-SO-WDC-W-UNV-DP-1-UWB	59W	UNV	3000K
F6	ENTRY COVE LIGHT	DIODE LED	DI-120V-COVE-24-WH 3000K	13.5W	120V	3000K
F7	UNDER BAR TAPE LIGHT	DIODE LED	DI-24V-BLBSC1-30-24' // SL-BK-MC-010	35W	120V	3000K
F8	1X4 FLAT PANEL	METALUX	14FP3830C9	39W	UNV	3000K
F9	2X2 FLAT PANEL	METALUX	22FP2830C9	40W	UNV	3000K
F10	5' RESTROOM VANITY LIGHT PUBLIC	STARTEK	BEAMDI-5'-500-350-SD-CL-30K-80-PB-WM-U-1C	52.5W	UNV	3000K
F10A	2' RESTROOM VANITY LIGHT PUBLIC	STARTEK	BEAMDI-2'-500-350-SD-CL-30K-80-PB-WM-U-1C	21W	UNV	3000K
F11	UNIT DOWNLIGHT	HALO	HLBC6-09-9FSD2W-1E-MW	12.5W	120V	SELECTABLE
F12	2' RESTROOM VANITY LIGHT UNIT	STARTEK	BEAMDI-2'-500-350-SD-CL-30K-80-PB-WM-U-1C	21W	UNV	3000K
F13	UNIT LINEAR LIGHT	METALUX	HVL8-4'-LD4-1-STD-30-UNV-O-EDC-1-D	33W	UNV	3000K
F14	8' PENDANT LINEAR LIGHT	STARTEK	BEAMDI-8'-750-350-SD-CL-30K-80-PB-ACV05-U-1C	70W	UNV	3000K
F15	6" VESTIBUE DOWNLIGHT	ALPHABET	NU6RD-SW-30LM-30K-80-HE40-WH-WH-NC-UNV-DIM10	26W	UNV	3000K
F16	4' PENDANT LINEAR LIGHT	STARTEK	BEAMDI-4'-750-350-SD-CL-30K-80-PB-ACV05-U-1C	52.5W	UNV	3000K
F17	6' PENDANT LINEAR LIGHT	STARTEK	BEAMDI-6'-750-350-SD-CL-30K-80-PB-ACV05-U-1C	35W	UNV	3000K
PIT	ELEVATOR PIT LIGHT	METALUX	2APVTLD-20L835	19W	UNV	3500K
DF1	STUDENT KITCHEN DECORATIVE PENDANT	TBD	TBD			
DF2	STUDENT KITCHEN BAR DECORATIVE PENDANT	TBD	TBD			
DF3	STUDY LOUNGE DECORATIVE PENDANT	TBD	TBD			
DF4	ENTRY VESTIBULE DECORATIVE PENDANT	TBD	TBD			
DF5	RECEPTION DECORATIVE PENDANT	TBD	TBD			
EX	THERMOPLASTIC EXIT	SURE LITES	LPX7	3W	120V	
EXWL	WEATHER RATED EXIT	SURE LITES	LPXW7	3W	120V	
EM	EMERGENCY WALL FIXTURE	SURE LITES	AP2SQLED	3W	120V	

TRAPOLINPEER ARCHITECTS

PERMIT

DILLARD UNIVERSITY
STUDENT HOUSING
NEW CONSTRUCTION
4101 NORMAN MAYER AVE
NEW ORLEANS, LA 70122

OWNER
DILLARD UNIVERSITY
2601 Gentilly Blvd
New Orleans, LA 70122
504.283.8822

ARCHITECT
TRAPOLIN·PEER
850 TCHOUPITOULAS ST.
NEW ORLEANS, LA 70130
(504) 523-2772
www.trapolinpeer.com

CONTRACTOR
LANDIS CONSTRUCTION
8300 Earhart Blvd, Ste 300
New Orleans, LA 70178
504.833.6070

NOT FOR CONSTRUCTION

INITIAL ISSUE & REVISION		
NUMBER	DESCRIPTION	DATE
DD	DESIGN DEVELOPMENT	2023_10-02
PT	PERMIT	2023_11-20

STATE OF LOUISIANA
RYAN C. GISERON
NO. 36405
PROFESSIONAL ENGINEER
11/20/23

PROJECT NUMBER

ISSUE DATE
2023_11-20

ELECTRICAL LIGHTING FIXTURE SCHEDULE

E0.02

ELECTRICAL CONTRACTORS, INC. EST. 1973

drake engineering

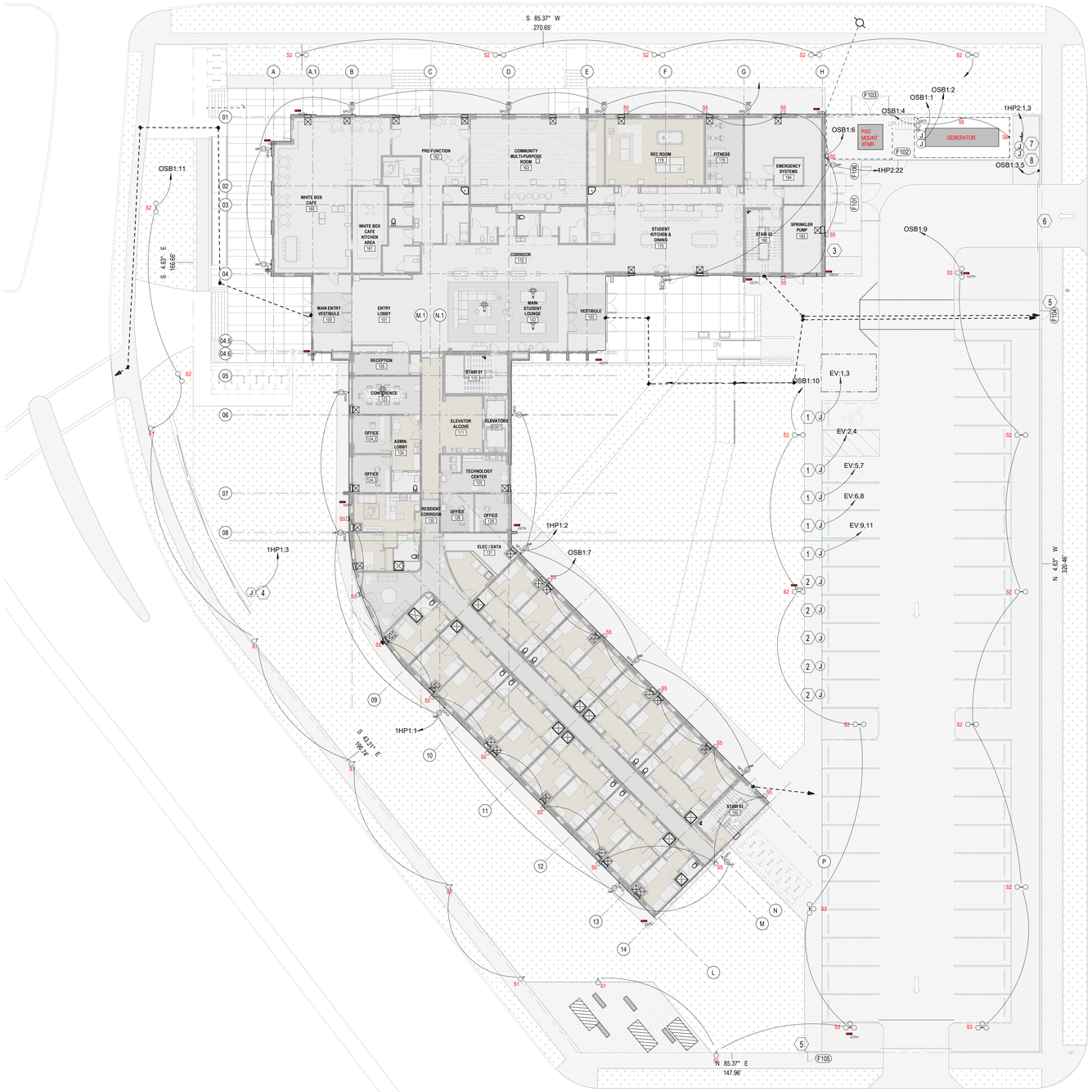

1 Site Plan
1/16" = 1'-0"

E1.00 GENERAL NOTES:

1. UNLESS OTHERWISE NOTED ALL CONDUCTORS TO BE #8 AWG COPPER.
2. RED DASHED LINES DENOTE UNDERGROUND CONDUIT.
3. ALL POLE LIGHTS TO HAVE INTERGRAL CONTROLS TO COMPLY WITH IECC 2021 LIGHTING CONTROL REQUIRMENTS.
4. PROVIDE 2 CONDUCTOR DIMMING WIRE TO TYPE S5 WALL PACKS. LIGHTING TO BE CONTROLLED BY DIMMING CONTROLLER LOCATED IN MAIN ELECTRICAL ROOM.
5. REFER TO LIGHTING MANUFACTURERS CONTROLS LAYOUT FOR ALL CONTROLS NOT REPERSENTED. ALL CONTROLS TO FOLLOW 2021 IECC REQUIRMENTS.

E1.00 SPECIFIC NOTES:

1. CONNECTION FOR ELECTRIC CAR CHARGER. ROUTE (3#3+#8 GND. AWG CU. 1 1/4"C.) TO 100A BREAKER IN EV PANEL LOCATED IN MAIN ELECTRICAL ROOM.
2. FUTURE PROVISION FOR ELECTRIC CAR CHARGER. PROVIDE 1" CONDUIT WITH PULL STRING TO 6"X6"X24" ELECTRICAL WIREWAY LOCATED UNDER EV PANEL IN MAIN ELECTRICAL ROOM.
3. PROVIDE 30A/2P CIRCUIT FOR BACK FLOW PREVENTER HEATER AND 1-1" CONDUIT WITH PULL STRING FOR FIRE ALARM CONNECTION.
4. PROVIDE 30A/2P CIRCUIT FOR BACK LIT SIGN.
5. PROVIDE PROVISIONS FOR CARD READER AND ELECTRIC STRIKE.
6. PROVIDE POWER AND DATA PROVISIONS FOR AUTOMATIC VEHICLE GATE.
7. JUNCTION BOX FOR BACK FLOW PREVENTER HEATER.
8. JUNCITON BOX FOR BACK FLOW PREVENTER FIRE ALARM CONNECTION. PROVIDE 1 1/4" CONDUIT WITH PULLSTRING.

TRAPOLINPEER ARCHITECTS

PERMIT

DILLARD UNIVERSITY STUDENT HOUSING
NEW CONSTRUCTION
4101 NORMAN MAYER AVE
NEW ORLEANS, LA 70122

OWNER
DILLARD UNIVERSITY
2601 Gentilly Blvd
New Orleans, LA 70122
504.283.8822

ARCHITECT
TRAPOLIN·PEER
850 TCHOUPITOULAS ST.
NEW ORLEANS, LA 70130
(504) 523-2772
www.trapolinpeer.com

CONTRACTOR
LANDIS CONSTRUCTION
8300 Earhart Blvd, Ste 300
New Orleans, LA 70178
504.833.6070

NOT FOR CONSTRUCTION

INITIAL ISSUE & REVISION		
NUMBER	DESCRIPTION	DATE
DD	DESIGN DEVELOPMENT	2023_10-02
PT	PERMIT	2023_11-20

STATE OF LOUISIANA
RYAN C. GEGERON
29406
PROFESSIONAL ENGINEER
11/20/23

PROJECT NUMBER

ISSUE DATE
2023_11-20

ELECTRICAL SITE PLAN

E1.00

ELECTRICAL CONTRACTORS, INC. EST. 1973

drake engineering

11/20/2023 4:01:31 PM

Autodesk Docs://23-23200 - Dillard Student Housing/Dillard Student Housing_ELEC.rvt

EXISTING PHOTOS OF SUBJECT PROPERTY

Project		Catalog #		Type	
Prepared by		Notes		Date	

McGraw-Edison

TT TopTier

Area / Site Luminaire

Product Features

Light ARchitect™

Interactive Menu

Product Certifications

Quick Facts

- Lumen packages range from 2,757 - 22,831
- Efficacies up to 146 lumens per watt
- Utilizes patented waveguide technology for maximum visual comfort

Connected Systems

- WaveLinx Lite
- Synapse

Dimensional Details

5CQ, 5MQ, 5WQ / RW (D1-D6) **/ T4** (D1-D5)

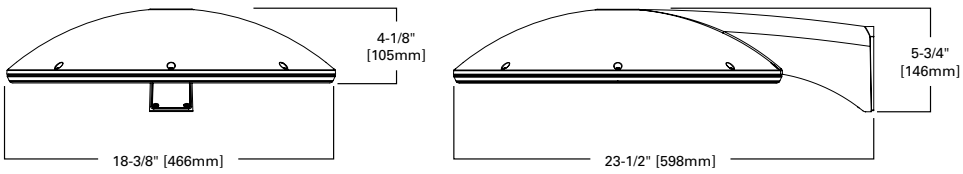

5CQ, 5MQ, 5WQ / RW (D7+) **/ T4** (D6+)

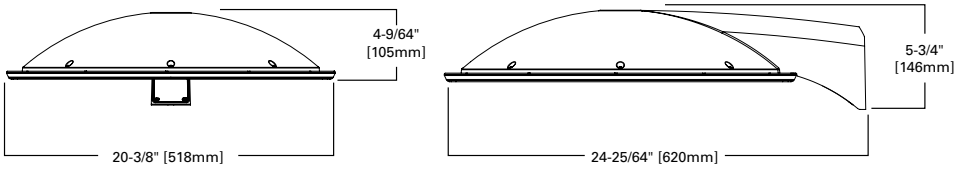

Dimension Data

Size	Width	Length (with arm)	Weight (lbs.)	EPA (sq. ft.)
D1-D6	18-3/8"	23-1/2"	20.5	0.66
D7-D10	20-3/8"	24-25/64"	22.4	0.66

Type "N" Drilling Pattern

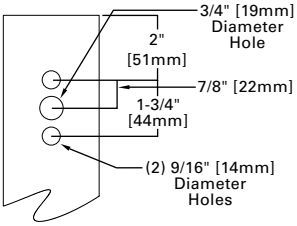

NOTES:
1. Visit https://www.designlights.org/search/ to confirm qualification. Not all product variations are DLC qualified.
2. IDA Certified for 3000K CCT and warmer only.

Ordering Information

SAMPLE NUMBER: **TT-D8-740-U-WQ-PM-DP**

Product Family	Lumen Package	Color Temperature	Voltage	Distribution	Mounting	Color
TT=TopTier **BAA-TT**=TopTier, Buy American Act Compliant Product [3] **TAA-TT**=TopTier, Trade Agreements Act Compliant [3]	**D1**=4,000 Nominal Lumens **D2**=5,500 Nominal Lumens **D3**=6,500 Nominal Lumens **D4**=8,000 Nominal Lumens **D5**=10,000 Nominal Lumens **D6**=13,000 Nominal Lumens **D7**=15,000 Nominal Lumens **D8**=18,000 Nominal Lumens **D9**=20,000 Nominal Lumens **D10**=22,000 Nominal Lumens	**735**=70 CRI, 3500K CCT **740**=70 CRI, 4000K CCT **750**=70 CRI, 5000K CCT **830**=80 CRI, 3000K CCT **AMB**=Amber 590nm [16]	**U**=120-277V **H**=347-480V [4] **1**=120V **2**=208V **3**=240V **4**=277V **8**=480V [4] **9**=347V	**5CQ**=Type 5, Concentrated **5MQ**=Type 5, Medium **5WQ**=Type 5, Wide **RW**=Rectangular Wide [5] **T4**=Type 4 [5]	**PM**=Pole Mount	**NW**=White **AP**=Gray **BZ**=Bronze **BK**=Black **DP**=Dark Platinum **GM**=Graphite Metallic

Options (Add as Suffix)	**Accessories** (Order Separately)
F=Single Fuse (120, 277 or 347V Specify Voltage) **FF**=Double Fuse (208, 240 or 480V Specify Voltage) **CG**=Clear Glass [6] **SG**=Solite® Glass [7] **CC**=Coastal Construction **DALI**=DALI Driver [9] **BPC**=Button Type Photocontrol [17] **PR**=NEMA 3-PIN Photocontrol Receptacle **PR7**=NEMA 7-PIN Photocontrol Receptacle [18] **MS/DIM-L08**=Dimming Occupancy Sensor (<9' Mounting) [8, 10] **MS/DIM-L20**=Dimming Occupancy Sensor (9' - 20' Mounting) [8, 10] **MS/DIM-L40**=Dimming Occupancy Sensor, 21'-40' Mounting [8, 10] **SPB1**=Dimming Motion and Daylight Sensor, Bluetooth Programmable, < 8' Mounting [8, 13] **SPB2**=Dimming Motion and Daylight Sensor, Bluetooth Programmable, 8' - 20' Mounting [8, 13] **SPB4**=Dimming Motion and Daylight Sensor, Bluetooth Progammable, 21' - 40' Mounting [8, 13] **ZW**=WaveLinx-enabled 4-PIN Twistlock Receptacle [15] **ZD**=SR Driver-enabled 4-PIN Twistlock Receptacle [15] **ZW-WOBWH**=WaveLinx Lite, Dimming Motion and Daylight, Bluetooth Programmable, 7' - 15' Mounting [8,15] **ZW-WOFWH**=WaveLinx Lite, Dimming Motion and Daylight, Bluetooth Programmable, 15' - 40' Mounting [8,15] **ZD-WOBWH**=WaveLinx Lite, SR Driver, Dimming Motion and Daylight, Bluetooth Programmable, 7' - 15' Mounting [8,15] **ZD-WOFWH**=WaveLinx Lite, SR Driver, Dimming Motion and Daylight, Bluetooth Programmable, 15' - 40' Mounting [8,15] **ZW-SWPD4WH**=WaveLinx Pro, Dimming Motion and Daylight, WAC Programmable, 7' - 15' Mounting [8,15] **ZW-SWPD5WH**=WaveLinx Pro, Dimming Motion and Daylight, WAC Programmable, 15' - 40' Mounting [8,15] **ZD-SWPD4WH**=WaveLinx Pro, SR Driver, Dimming Motion and Daylight, WAC Programmable, 7' - 15' Mounting [8,15] **ZD-SWPD5WH**=WaveLinx Pro, SR Driver, Dimming Motion and Daylight, WAC Programmable, 15' - 40' Mounting [8,15] **LWR-LW**=Enlighted Wireless Sensor, Wide Lens 8' - 16' Mounting Height [8, 11] **LWR-LN**=Enlighted Wireless Sensor, Narrow Lens 16' - 40' Mounting Height [8, 11] **DIM10-L08**=Synapse occupancy sensor (<8' Mounting) **DIM10-L20**=Synapse occupancy sensor (8'-20' Mounting)	**MA1252**=Replacement 10kV Surge Module **OA/RA1013**=Photocontrol Shorting Cap **MA1036-XX**=Single Tenon Adapter for 2-3/8" O.D. Tenon **MA1037-XX**=2@180° Tenon Adapter for 2-3/8" O.D. Tenon **MA1197-XX**=3@120° Tenon Adapter for 2-3/8" O.D. Tenon **MA1188-XX**=4@90° Tenon Adapter for 2-3/8" O.D. Tenon **MA1189-XX**=2@90° Tenon Adapter for 2-3/8" O.D. Tenon **MA1190-XX**=3@90° Tenon Adapter for 2-3/8" O.D. Tenon **MA1191-XX**=2@120° Tenon Adapter for 2-3/8" O.D. Tenon **MA1038-XX**=Single Tenon Adapter for 3-1/2" O.D. Tenon **MA1039-XX**=2@180° Tenon Adapter for 3-1/2" O.D. Tenon **MA1192-XX**=3@120° Tenon Adapter for 3-1/2" O.D. Tenon **MA1193-XX**=4@90° Tenon Adapter for 3-1/2" O.D. Tenon **MA1194-XX**=2@90° Tenon Adapter for 3-1/2" O.D. Tenon **MA1195-X**X=3@90° Tenon Adapter for 3-1/2" O.D. Tenon **FSIR-100**=Wireless Configuration Tool for Occupancy Sensor [10] **WOLC-7P-10A**=WaveLinx Outdoor Control Module (7-pin) [12] **WOB-WH**=WaveLinx Lite Sensor, Dimming Motion and Daylight, Bluetooth Programmable, 7' - 15' Mounting [8,15] **WOF-WH**=WaveLinx Lite Sensor, Dimming Motion and Daylight, Bluetooth Programmable, 15' - 40' Mounting [8,15] **SWPD4-WH**=WaveLinx Sensor, Dimming Motion and Daylight, WAC Programmable, 7' - 15' Mounting [12,14,16] **SWPD5-WH**=WaveLinx Sensor, Dimming Motion and Daylight, WAC Programmable, 15' - 40' Mounting [12,14,16]

NOTES:
1. For Design Lights Consortium qualification, refer to www.designlights.org Qualified Products List under Family Models for details.
2. Customer is responsible for engineering analysis to confirm pole and fixture compatibility for all applications. Refer to our white paper WP513001EN for additional support information.
3. Only product configurations with these designated prefixes are built to be compliant with the Buy American Act of 1933 (BAA) or Trade Agreements Act of 1979 (TAA), respectively. Please refer to DOMESTIC PREFERENCES website for more information. Components shipped separately may be separately analyzed under domestic preference requirements.
4. For 480V, not for use with ungrounded or impedance grounded systems.
5. Not available with D10 configuration.
6. Not available with 5CQ.
7. Standard with 5CQ, option available with 5WQ only.
8. Includes integral photocell.
9. Not available with H voltage. Not compatible with MS/DIM or LWR sensors.
10. The FSIR-100 configuration tool is required to adjust parameters including high and low modes, sensitivity, time delay and more.
11. Enlighted wireless sensors are factory installed only, and require network components in appropriate quantities.
12. Requires ZW or ZD receptacle.
13. Sensor configuration mobile application required for configuration. See controls page for details.
14. Cannot be used with other control options.
15. For WaveLinx applications, WAC Gateway required to enable field-configurability: Order WAC-PoE and WPOE-120 (10V to PoE injector) power supply if needed. Not required for WaveLinx Lite Commercial (LC) applications.
16. Narrow-band 590nm +/- 5nm for wildlife and observatory use. Choose lumen package D1.
17. Not available with voltage options H, 8 or 9.
18. Not available if any SPB, LWR, or WaveLinx sensor is selected. Motion sensor has an integral photocell.

Product Specifications

Construction
- Low profile, two-piece die-cast aluminum housing

Optics
- Five optical distributions; three symmetrical and two assymetrical
- Patented visual comfort waveguide technology
- 10 lumen packages, ranging from 2,757 to 22,831
- IDA Certified for 3000K CCT and warmer only

Electrical
- D1-D6: -40°C - 50°C operating temperature
- D7-D10: -40°C - 40°C operating temperature
- Greater than 90% lumen maintenance at 50,000 hours
- IP66 rated
- 120-277V 50/60Hz, 347V 60Hz or 480V 60Hz operation
- 10kV surge module standard
- 0-10V dimming standard

Finish
- 2.5 mil nominal TGIC powder coat thickness
- Finishes include white, black, bronze, gray, dark platinum and graphite metallic
- RAL and custom color matches available
- Coastal Construction (CC) available, providing 5,000 hour salt spray rating per ASTM B117 with a scribe rating of 9 per ASTM D1654

Warranty
- Five-year warranty

Mounting Configurations and EPAs

Arm Mount Single
EPA 0.66

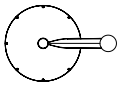

Arm Mount 2 @ 180°
EPA 1.32

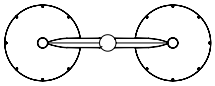

Arm Mount 2 @ 90°
EPA 0.95

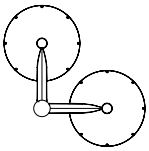

Arm Mount 3 @ 90°
EPA 1.36

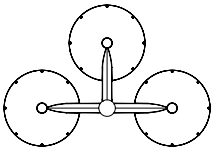

Arm Mount 4 @ 90°
EPA 1.03

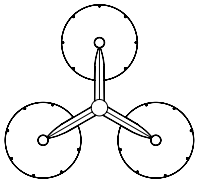

Arm Mount 4 @ 90°
EPA 1.36

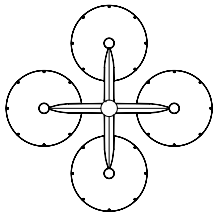

Optical Distributions

5CQ
(Type 5 Concentrated)

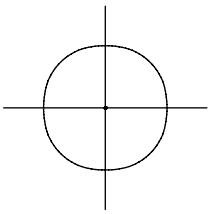

5MQ
(Type 5 Medium)

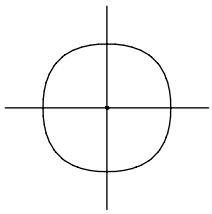

5WQ
(Type 5 Wide)

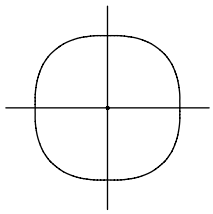

T4
(Type 4)

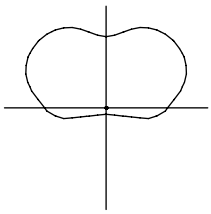

RW
(Rectangular Wide)

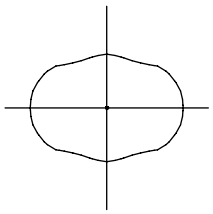

Energy and Performance Data

Lumen Maintenance

Lumen Package	Ambient Temperature	25,000 hours*	50,000 hours*	60,000 hours*	100,000 hours**	Theoretical L70 hours**
D1-D6 (D1 - D4 DL/T4)	25°C	98.0%	95.2%	94.1%	89.8%	> 300,000
	40°C	97.9%	94.8%	93.6%	89.0%	> 290,000
	50°C	97.7%	94.5%	93.2%	88.4%	> 270,000
D7 - D10 (D5+ DL/T4)	25°C	95.8%	93.2%	92.2%	88.2%	> 300,000
	40°C	93.9%	89.7%	88.1%	81.9%	> 180,000

* Supported by IES TM-21 standards
**Theoretical values represent estimations commonly used; however, refer to the IES position on LED Product Lifetime Prediction, IES PS-10-18, explaining proper use of IES TM-21 and LM-80.

Lumen Multiplier

Ambient Temperature	Multiplier
0°C	1.03
10C	1.02
25°C	1.00
40°C	0.98
50°C	0.97

View TopTier IES files

Energy and Performance Data

Lumen Package [1]			D1	D2	D3	D4	D5	D6	D7	D8	D9	D10
Power (Wattage) 5CQ, 5MQ, 5WQ			28.0	39.2	47.2	57.6	74.7	105.2	124.7	148.7	173.1	193.8
Power (Wattage) RW Only			28.0	39.2	47.2	57.6	74.7	105.2	127.1	152.6	178.0	--
Power (Wattage) T4 Only				40.5	48.8	59.8	62.3	97.4	127.1	152.6	178.0	--
3000K CCT 80 CRI	**5CQ Concentrated**	**Lumens**	3,409	4,640	5,595	6,660	8,383	11,030	12,307	14,411	16,430	18,001
		BUG Rating	B1-U0-G1	B2-U0-G1	B2-U0-G1	B2-U0-G1	B3-U0-G1	B3-U0-G2	B3-U0-G2	B3-U0-G2	B3-U0-G2	B3-U0-G2
		Lumens per Watt	122	118	119	116	112	105	99	97	95	93
	5MQ Medium	**Lumens**	3,647	4,964	5,986	7,125	8,969	11,800	12,854	15,053	17,161	18,802
		BUG Rating	B2-U0-G1	B2-U0-G2	B3-U0-G2	B3-U0-G2	B3-U0-G2	B3-U0-G3	B3-U0-G3	B3-U0-G3	B4-U0-G3	B4-U0-G3
		Lumens per Watt	130	127	127	124	120	112	103	101	99	97
	5WQ Wide	**Lumens**	3,449	4,695	5,662	6,740	8,483	11,161	12,350	14,463	16,489	18,065
		BUG Rating	B2-U0-G1	B3-U0-G2	B3-U0-G2	B3-U0-G2	B3-U0-G2	B3-U0-G3	B3-U0-G3	B4-U0-G3	B4-U0-G3	B4-U0-G3
		Lumens per Watt	123	120	120	117	114	106	99	97	95	93
	RW Rectangular Wide	**Lumens**	2,757	3,753	4,526	5,387	6,781	8,922	11,977	13,619	15,122	--
		BUG Rating	B2-U0-G2	B3-U0-G2	B3-U0-G2	B3-U0-G3	B3-U0-G3	B3-U0-G3	B3-U0-G3	B4-U0-G3	B4-U0-G3	--
		Lumens per Watt	98	96	96	94	91	85	94	89	85	--
	T4	**Lumens**	2,959	3,985	4,762	5,622	6,537	8,771	11,834	13,337	14,768	--
		BUG Rating	B1-U0-G2	B2-U0-G3	B2-U0-G3	B2-U0-G3	B1-U0-G3	B2-U0-G3	B2-U0-G4	B2-U0-G4	B2-U0-G4	--
		Lumens per Watt	103	98	98	94	105	90	93	87	83	--
3500K CCT 70 CRI	**5CQ Concentrated**	**Lumens**	3,618	4,925	5,940	7,070	8,899	11,708	14,944	17,500	19,951	21,858
		BUG Rating	B1-U0-G1	B2-U0-G1	B2-U0-G1	B2-U0-G1	B3-U0-G1	B3-U0-G2	B3-U0-G2	B3-U0-G2	B4-U0-G2	B4-U0-G2
		Lumens per Watt	129	126	126	123	119	111	120	118	115	113
	5MQ Medium	**Lumens**	3,872	5,270	6,355	7,564	9,520	12,527	15,609	18,279	20,839	22,831
		BUG Rating	B2-U0-G2	B2-U0-G2	B3-U0-G2	B3-U0-G2	B3-U0-G3	B3-U0-G3	B4-U0-G3	B4-U0-G3	B4-U0-G3	B4-U0-G3
		Lumens per Watt	138	134	135	131	127	119	125	123	120	118
	5WQ Wide	**Lumens**	3,662	4,984	6,011	7,154	9,005	11,848	14,997	17,562	20,022	21,936
		BUG Rating	B2-U0-G1	B3-U0-G2	B3-U0-G2	B3-U0-G2	B3-U0-G3	B4-U0-G3	B4-U0-G3	B4-U0-G3	B4-U0-G3	B4-U0-G4
		Lumens per Watt	131	127	127	124	121	113	120	118	116	113
	RW Rectangular Wide	**Lumens**	2,927	3,984	4,805	5,719	7,198	9,471	14,544	16,537	18,363	--
		BUG Rating	B2-U0-G2	B3-U0-G2	B3-U0-G2	B3-U0-G3	B3-U0-G3	B4-U0-G3	B4-U0-G3	B4-U0-G3	B4-U0-G3	--
		Lumens per Watt	105	102	102	99	96	90	114	108	103	--
	T4	**Lumens**	3,141	4,230	5,055	5,968	7,938	10,650	14,370	16,195	17,933	--
		BUG Rating	B1-U0-G2	B2-U0-G3	B2-U0-G3	B2-U0-G3	B2-U0-G3	B2-U0-G3	B2-U0-G4	B3-U0-G4	B3-U0-G5	--
		Lumens per Watt	109	104	104	100	127	109	113	106	101	--
4000K and 5000K CCT 70 CRI	**5CQ Concentrated**	**Lumens**	3,828	5,211	6,284	7,480	9,415	12,387	14,944	17,500	19,951	21,858
		BUG Rating	B1-U0-G1	B2-U0-G1	B2-U0-G1	B2-U0-G1	B3-U0-G1	B3-U0-G2	B3-U0-G2	B3-U0-G2	B4-U0-G2	B4-U0-G2
		Lumens per Watt	137	133	133	130	126	118	120	118	115	113
	5MQ Medium	**Lumens**	4,096	5,575	6,723	8,002	10,072	13,253	15,609	18,279	20,839	22,831
		BUG Rating	B2-U0-G2	B2-U0-G2	B3-U0-G2	B3-U0-G2	B3-U0-G3	B3-U0-G3	B4-U0-G3	B4-U0-G3	B4-U0-G3	B4-U0-G3
		Lumens per Watt	146	142	142	139	135	126	125	123	120	118
	5WQ Wide	**Lumens**	3,874	5,273	6,359	7,569	9,527	12,535	14,997	17,562	20,022	21,936
		BUG Rating	B2-U0-G1	B3-U0-G2	B3-U0-G2	B3-U0-G2	B3-U0-G3	B4-U0-G3	B4-U0-G3	B4-U0-G3	B4-U0-G3	B4-U0-G4
		Lumens per Watt	138	135	135	131	128	119	120	118	116	113
	RW Rectangular Wide	**Lumens**	3,097	4,215	5,083	6,050	7,615	10,020	14,544	16,537	18,363	--
		BUG Rating	B2-U0-G2	B3-U0-G2	B3-U0-G2	B3-U0-G3	B3-U0-G3	B4-U0-G3	B4-U0-G3	B4-U0-G3	B4-U0-G3	--
		Lumens per Watt	111	108	108	105	102	95	114	108	103	--
	T4	**Lumens**	3,323	4,475	5,348	6,314	7,938	10,650	14,370	16,195	17,933	--
		BUG Rating	B1-U0-G2	B2-U0-G3	B2-U0-G3	B2-U0-G3	B2-U0-G3	B2-U0-G3	B2-U0-G4	B3-U0-G4	B3-U0-G5	--
		Lumens per Watt	115	110	110	106	127	109	113	106	101	--

NOTES:

1. Nominal data with 70 CRI for 4000K and 5000K, 80 CRI for 3000K. For configurations that include the glass or sensor options, refer to the specific IES files for BUG rating and lumen output data.
2. Wattage with T4 optic is 33W for C1, 41W for C2, and 67W for C3.

Input Current

5CQ, 5MQ and 5WQ Distributions

Lumen Package	D1	D2	D3	D4	D5	D6	D7	D8	D9	D10
Power (Wattage)	28.0	39.2	47.2	57.6	74.7	105.2	124.7	148.7	173.1	193.8
Input Current @ 120V (A)	0.23	0.33	0.39	0.48	0.62	0.88	1.09	1.31	1.53	1.72
Input Current @ 208V (A)	0.13	0.19	0.23	0.28	0.36	0.51	0.57	0.67	0.78	0.88
Input Current @ 240V (A)	0.12	0.16	0.20	0.24	0.31	0.44	0.56	0.66	0.76	0.85
Input Current @ 277V (A)	0.10	0.14	0.17	0.21	0.27	0.38	0.49	0.58	0.67	0.74
Input Current @ 347V (A)	0.08	0.11	0.14	0.17	0.22	0.30	0.40	0.47	0.55	0.62
Input Current @ 480V (A)	0.06	0.08	0.10	0.12	0.16	0.22	0.30	0.35	0.41	0.45

RW Distribution Only

Lumen Package	D1	D2	D3	D4	D5	D6	D7	D8	D9
Power (Wattage)	28.0	39.2	47.2	57.6	74.7	105.2	127.1	152.6	178.0
Input Current @ 120V (A)	0.23	0.33	0.39	0.48	0.62	0.88	1.11	1.34	1.58
Input Current @ 208V (A)	0.13	0.19	0.23	0.28	0.36	0.51	0.58	0.69	0.81
Input Current @ 240V (A)	0.12	0.16	0.20	0.24	0.31	0.44	0.56	0.67	0.78
Input Current @ 277V (A)	0.10	0.14	0.17	0.21	0.27	0.38	0.50	0.59	0.68
Input Current @ 347V (A)	0.08	0.11	0.14	0.17	0.22	0.30	0.41	0.48	0.57
Input Current @ 480V (A)	0.06	0.08	0.10	0.12	0.16	0.22	0.30	0.36	0.42

T4 Distribution Only

Lumen Package	D1	D2	D3	D4	D5	D6	D7	D8	D9
Power (Wattage)	28.8	40.5	48.8	59.8	62.3	97.4	127.1	152.6	178.0
Input Current @ 120V (A)	0.24	0.34	0.41	0.50	0.55	0.86	1.11	1.34	1.58
Input Current @ 208V (A)	0.14	0.19	0.23	0.29	0.28	0.44	0.58	0.69	0.81
Input Current @ 240V (A)	0.12	0.17	0.20	0.25	0.28	0.43	0.56	0.67	0.78
Input Current @ 277V (A)	0.10	0.15	0.18	0.22	0.24	0.37	0.50	0.59	0.68
Input Current @ 347V (A)	0.08	0.12	0.14	0.17	0.21	0.31	0.41	0.48	0.57
Input Current @ 480V (A)	0.06	0.08	0.10	0.12	0.15	0.23	0.30	0.36	0.42

Control Options

0-10V (D) 0-10V dimming comes standard on all TopTier configurations for use with integrated or external lighting controls.

Photocontrol (BPC, PR and PR7) Optional button-type photocontrol (BPC) and photocontrol receptacles (PR and PR7) provide a flexible solution to enable "dusk-to-dawn" lighting by sensing light levels. Advanced control systems compatible with NEMA 7-pin standards can be utilized with the PR7 receptacle.

Dimming Occupancy Sensor (MS/DIM) These sensors are factory installed in the luminaire, dimming to 50% after five minutes of no motion detected. When motion is detected, the luminaire output is 100%. Includes an integral photocell that can be programmed for "dusk-to-dawn" operation. The FSIR-100 programming tool can be utilized to adjust dimming level, time delay, sensitivity and other parameters. Two lens options provide optimal coverage patterns up to 20' mounting height.

For mounting heights up to 8' (-L08)

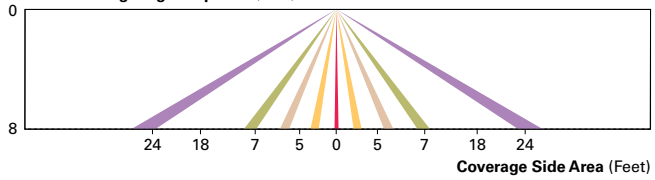

For mounting heights up to 20' (-L20)

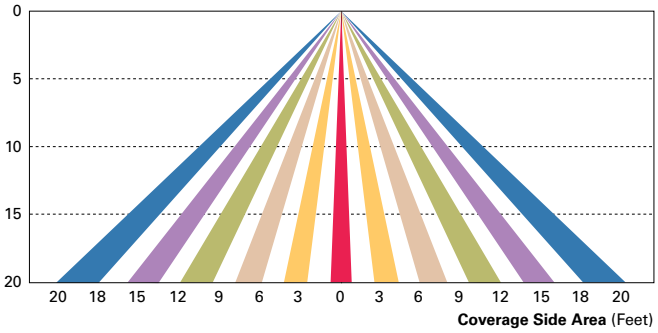

WaveLinx-Ready 4-PIN Twistlock Receptacle (ZW) Includes the WaveLinx control module, integrated 4-Pin receptacle, and standard 0-10V dimming driver, enabling the subsequent addition of a WaveLinx sensor.

Enlighted Wireless Control and Monitoring System (LWR-LW and LWR-LN) The Enlighted control system is a connected lighting solution, combining LED luminaires with an integrated wireless sensor system. The sensor controls the lighting system in compliance with the latest energy codes while collecting valuable data about building performance and use. Software applications utilizing energy dashboards maximize data inputs to help optimize the use of other resources beyond lighting.

For mounting heights from 8' to 16' (LWR-LW)

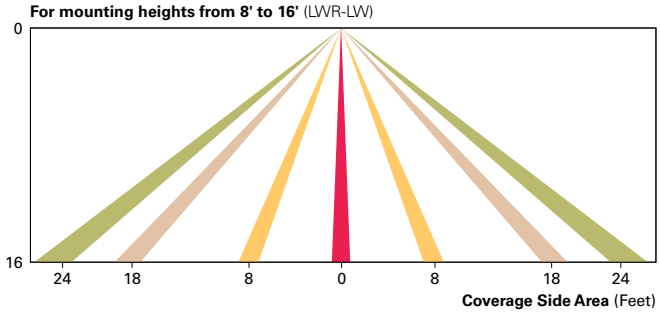

For mounting heights from 16' to 40' (LWR-LN)

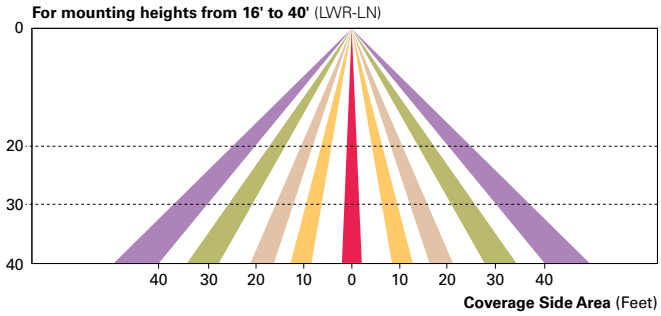

Synapse (DIM10) SimplySNAP integrated wireless controls system by Synapse. Includes factory installed DIM10 control module and MS/DC motion sensor; requires additional Synapse system components for operation. Contact Synapse at www.synapsewireless.com for product support, warranty, and terms and conditions.

For mounting heights up to 8' (-L08)

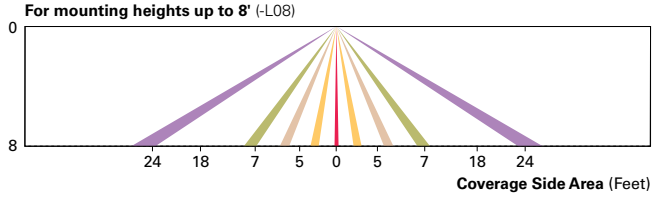

For mounting heights up to 20' (-L20)

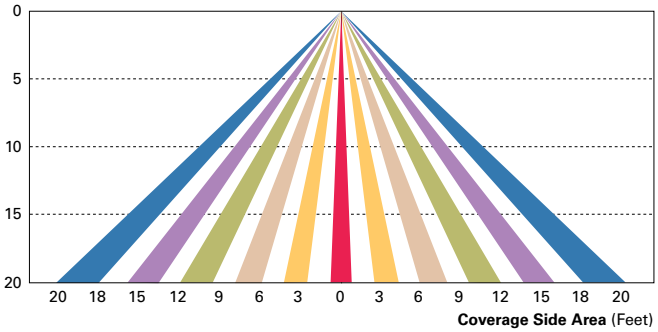

Cooper Lighting Solutions
1121 Highway 74 South
Peachtree City, GA 30269
P: 770-486-4800
www.cooperlighting.com

CITY OF NEW ORLEANS
ONE STOP
PERMITS & LICENSES

Building/Construction Related Permit

Date _____ Received by_____
Tracking Number _____

DEVELOPMENT PLAN AND DESIGN REVIEW APPLICATION

Covid-19 Submittal Protocol: Please submit complete applications via email to CPCinfo@nola.gov. Applicants without the ability to submit via email should contact (504) 658-7100 to make alternative arrangements. Incomplete applications will not be accepted and will be returned to the applicant. Review time depends on the complexity of the project and can take up to 90 days.

Type of application: ☑ Design Review ○ Interim Zoning Districts Appeal ○ Moratorium Appeal

Property Location 4101 Norman Meyer Ave

APPLICANT INFORMATION

Applicant Identity: ○ Property Owner ◉ Agent

Applicant Name Trapolin Peer Architects c/o Raymond Armant

Applicant Address 850 Tchoupitoulas

City New Orleans State LA Zip 70130

Applicant Contact Number 504.293.3689 Email rarmant@trapolinpeer.com

PROPERTY OWNER INFORMATION

SAME AS ABOVE ☐

Property Owner Name Dillard University, A Louisiana Non-Profit Corp. c/o Marion Bracy

Property Owner Address 2601 Gentilly Blvd

City New Orleans State LA Zip 70122

Property Owner Contact Number 504.816.4937 Email mbracy@dillard.edu

PROJECT DESCRIPTION

4-STORY, NEW CONSTRUCTION DORMITORY LOCATED IN AN EC EDUCATIONAL CAMPUS DISTRICT, AS A RESIDENCE HALL FACILITY FOR THE DILLARD UNIVERSITY CAMPUS. ANCILLARY USES INCLUDE LOUNGE, OFFICE & STUDY AREAS, DOMESTIC COOKING AND DINING FACILITIES, EXERCISE FACILITES, COMMUNITY MULTI-PURPOSE ROOM, AND RESTAURANT / CAFE. *NOTE - RESTAURANT / CAFE TENANT BUILD-OUT TO BE PERMITTED SEPARATELY.

REASON FOR REVIEW (REQUIRED FOR DESIGN REVIEW)

Design Overlay District Review
- ☐ Character Preservation Corridor
- ☐ Riverfront Design Overlay
- ✓ Enhancement Corridor
- ☐ Corridor Transformation
- ☐ Greenway Corridor
- ☐ Others as required

Non-Design Overlay District Review
- ☐ Development over 40,000 sf
- ☐ Public Market
- ☐ CBD FAR Bonus
- ☐ Wireless Antenna/Tower
- ☐ Educational Facility

- ☐ Changes to Approved Plans
- ☐ DAC Review of Public Projects
- ☐ Others as Required

ADDITIONAL INFORMATION

Current Use Vacant Lot Proposed Use Dormitory

Square Number 2886 Lot Number none indicated Permeable Open Space (sf) 35,980 SF

New Development?	Yes ◉	No ○	Addition?	Yes ○	No ◉	Tenant Width	n/a
Existing Structure(s)?	Yes ○	No ◉	Renovations?	Yes ○	No ◉	Building Width	176' x 255'
Change in Use?	Yes ○	No ◉	Existing Signs?	Yes ○	No ◉	Lot Width (sf)	320x145x270x147
New Sign(s)?	Yes ◉	No ○	Lot Area (sf)	77,295 SF		BuildingArea (sf)	71415 SF

CITY OF NEW ORLEANS
ONE STOP
PERMITS & LICENSES

Building/Construction
Related Permit

Date _____	**Received by**_____
Tracking Number _____	

DEVELOPMENT PLAN AND DESIGN REVIEW APPLICATION

REQUIRED ATTACHMENTS (One digital copy)

1. SITE PLAN

- ✓ North arrow, scale, and date of plan
- ✓ Location, dimensions, and area of permeable open space
- ✓ Name, address of the professional who prepared the plan
- ✓ Legend of symbols, patterns, and abbreviations used
- ✓ The entire lot(s), including area and property lines dimensioned (including gross area of the site)
- ✓ Curb cuts, interior streets, driveways, and parking and loading areas with dimensions and total area (sf)
- ✓ Location and dimensions of buildings and structures, including total floor area and distance from property lines
- ✓ Location of refuse storage locations
- ✓ Proposed right-of-way improvements including sidewalks and plantings, and pedestrian walkways
- ✓ Fence location, height, and materials

2. FLOOR PLAN

- ✓ Indicating the dimensions and square footage of proposed development
- ✓ Room use
- ✓ Location of all walls, doors, and windows
- ✓ Location of all plumbing fixtures
- ✓ Location of major appliances/mechanical equipment
- ✓ Stairway location
- ○ Firewall location (if applicable)

3. ARCHITECTURAL ELEVATIONS

- ✓ Architectural elevations of easch side of the proposed structure drawn to scale indicating height, architectural elements, materials, colors, and textures proposed for any structures.

4. LIGHTING PLAN

- ✓ Location of all exterior lighting, including those mounted on poles and walls
- ✓ Types, style, height, and the number of fixtures
- ✓ Manufacturer's illustrations and specifications of fixtures

5. SIGNAGE PLAN

- ✓ Proposed Signage with overall height, width, and materials
- ✓ Building Elevation (including building width and height)
- ✓ Site plan showing the location of all proposed detached sign(s) along with setback dimensions.

6. LANDSCAPE PLAN

- ✓ Name and address of professional who prepared the plan. Landscape plans shall be prepared by a registered landscape architect licensed by the Louisiana Horticulture Commission
- ✓ All landscape plans shall meet the minimum requirements of site plans
- ✓ Legend defining all symbols, patterns, and abbreviations used
- ✓ Location, quantity, size, name, and condition (both botanical and common) of all existing and proposed plant materials and trees.
- ✓ Description of all tree preservation measures on-site and in the public right-of-way
- ✓ Width, depth, and area of landscaped area(s)
- ✓ Proposed right-of-way improvements and pedestrian walkways

Planting proposed in the right-of-way must have Parks and Parkways approval

7. PHOTOS

- ✓ Photographs of the subject site and/or building

8. NARRATIVE

- ✓ Narrative addressing compliance with applicable Comprehensive Zoning Ordinance requirements and design goals

9. COLOR ELEVATIONS/RENDERING (DAC ONLY)

- ○ Color elevations and/or renderings are required for projects that trigger review by the Design Advisory Committee

FEES

Compliant Plan	$225
CBD Demolitions	$500
Moratorium Appeals	$1,000

TRAPOLINPEER
ARCHITECTS

DILLARD STUDENT HOUSING
NEW CONSTRUCTION DORMITORY
4101 NORMAN MAYER AVE 70122
NEW ORLEANS, LOUISIANA 70114
PERMIT REFERENCE: 23-32150-NEWC

December 7, 2023

CPC PLAN REVIEW STAFF

The following narrative is in regard to a design review application for site plan review by the staff of the City Planning Commission for a proposed dormitory project at 4101 Norman Mayer Avenue, due to the property being located in the EC-18 Gentilly Enhancement Corridor Design Overlay Sub-District.

Project Narrative:

The project consists of a New Construction, 4-story, 251 bed residence hall facility for the Dillard University campus. The project features dormitory rooms, faculty offices, student lounge, study, and amenity spaces as well as a café and multipurpose room that will be accessible to the larger Gentilly community.

The project development promotes a walkable urban neighborhood as well as Dillard's concept of a "Communiversity" for the surrounding neighborhood. The building massing, yard setbacks, and façade composition are arranged to work within the mix of commercial and residential neighborhood uses, while maintaining an aesthetic identity relating back to the nearby Dillard University Campus. The building massing steps down from 4 stories to 3 stories as the site context transitions from commercial and cemetery uses to single family residential uses. The building has a 3-story white painted brick base reminiscent of Dillard's other campus buildings with fiber cement board paneling and punched windows at the top floor. A low, individually lettered monument sign along the Norman Mayer frontage will also identify the project as a Dillard campus building. Parking, loading, and trash enclosures have been arranged to the side and rear of the building with a securely fenced perimeter to promote a pedestrian forward environment and to emphasize the building's primary entry frontage on the intersection of Norman Mayer Ave and Pelopidas Street. Covered bicycle parking spaces are located near both the front and rear entrances of the building to serve both the students and the community. Permeable parking and landscape screening are utilized to buffer the impact of the parking on surrounding properties and to fulfill the needs of the project's stormwater management plan. Additional right-of-way shade and ornamental trees are planned for all four frontages of the lot to enhance the pedestrian sidewalk experience. Additional improvements to pedestrian street crossing between the subject property and the neighborhood pedestrian routes to campus are being coordinated between Dillard University and the Department of Public Works but are not included in this application. Finally, site lighting has been arranged to minimize impact on surrounding properties while also relating back to identity of the Dillard Campus. For these reasons, the design team feels that the Enhancement Corridor Design Approval Standards (sec. 18.15.b) have been satisfied with the proposed design.

Sincerely,

Raymond Armant, AIA

850 Tchoupitoulas Street
New Orleans, LA 70130
(T) 504 523 2772
(F) 504 523 3081

www.trapolinpeer.com