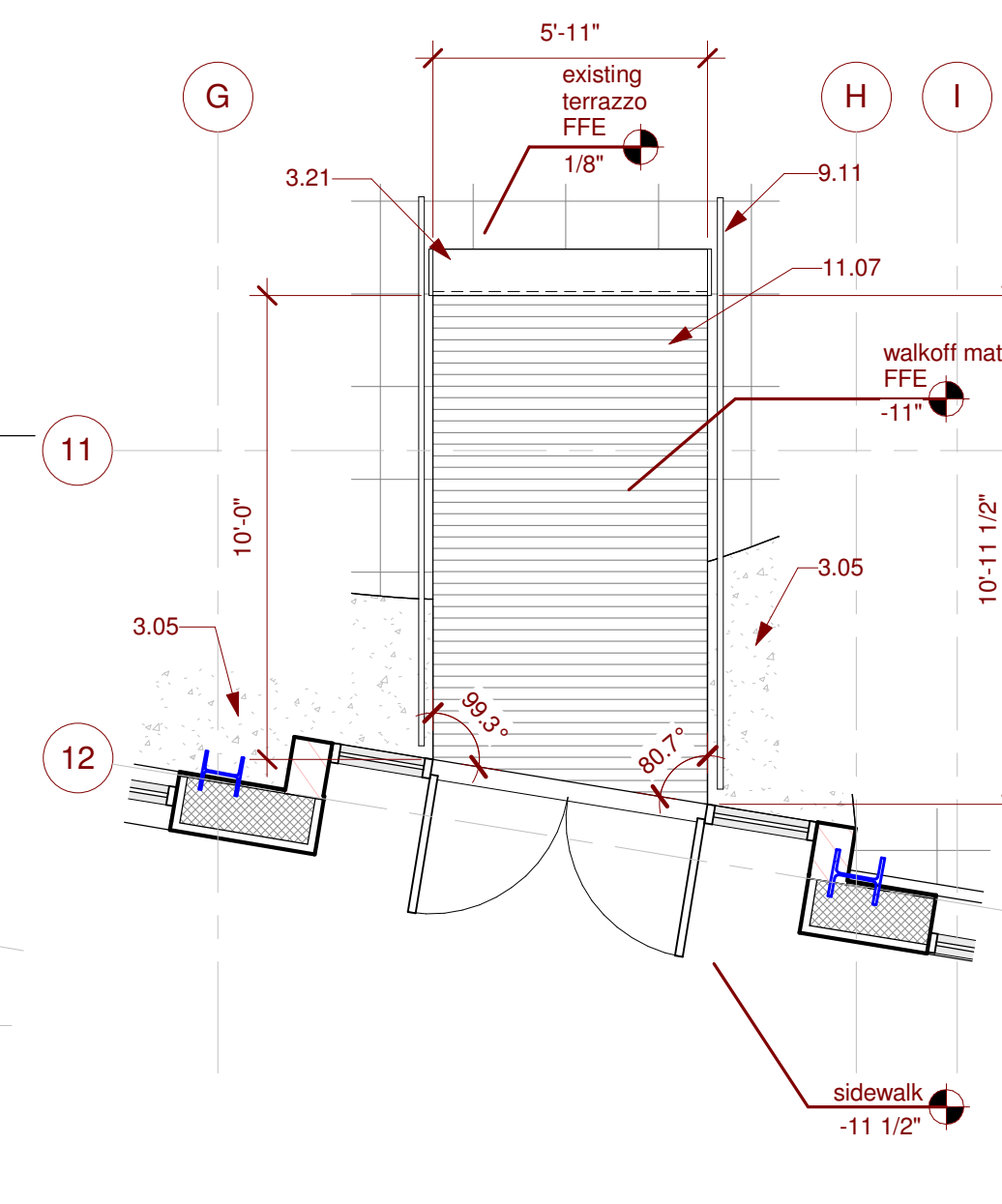


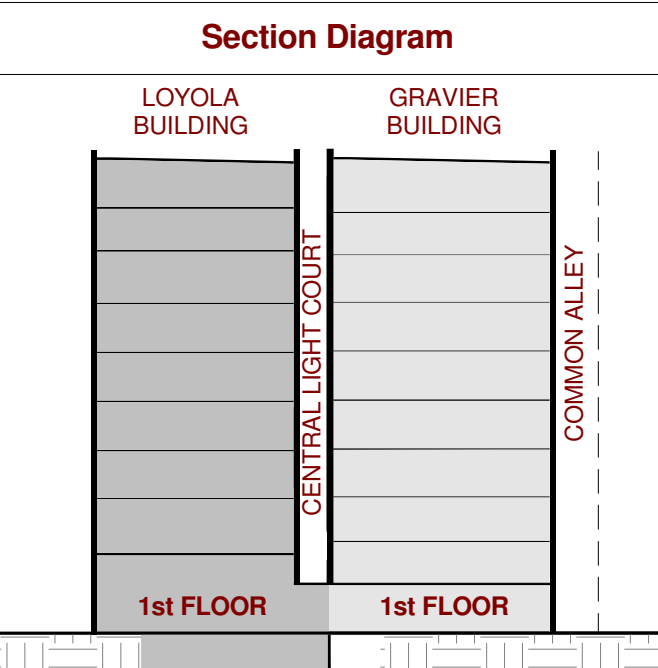
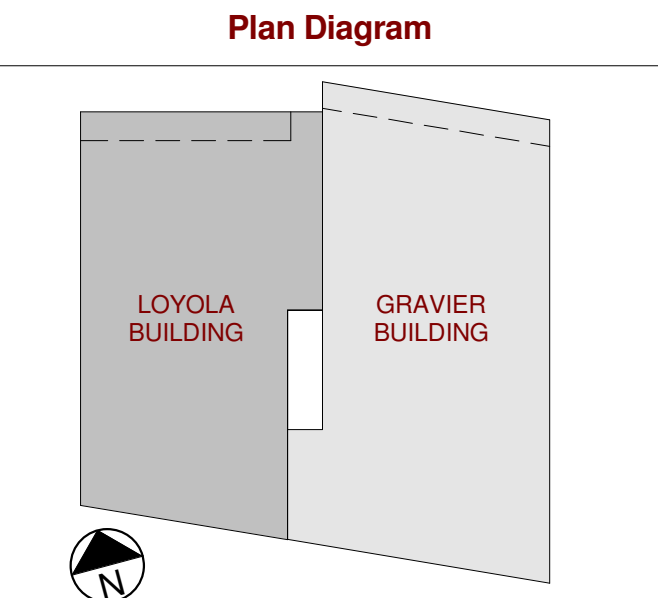
1 1st Floor Plan
A1.01 scale: 1/8" = 1'-0"

2 Gravier Entrance Enlarged Plan
A1.01 scale: 1/4" = 1'-0"



- Floor Plan General Notes**
- Dimensions shown are from face of masonry and centerline of stud unless noted otherwise. "FIN" indicates a clear finished dimension.
 - For dimensioned plans within units, see Enlarged Plans A1.20's.
 - Refer to Life Safety Plans + Partition Types for wall rating requirements.
 - All exposed primary steel structure to receive 1 hour fire protection via intumescent paint unless noted otherwise. See Partitions + Fire Stopping Details, A6.00, A6.01.
 - Shafts to receive continuous rated wall assembly around all sides.
 - All existing concrete floor surfaces to be cleaned, prepped, and polished to be reused as finished floor.
 - Perimeter dimensions are to be from face of stud or grid line to face of studs, face of brick unless otherwise noted.
 - At all floors, structural grid used for reference only. Grid lines do not necessarily intersect center of columns and beams.
 - Verify all tub wall lengths and dimensions with actual tub specified and provided. Contractor to coordinate framing, tub manufacturer, and tub details.
 - Provide 2x fire rated wood blocking between studs for any base and wall-mounted cabinetry and surface-mounted accessories prior to the installation of wallboard. Provide blocking even if cabinetry and access ores are "by others" or "no in contact". Contractor shall mark location of blocking on wallboard for the use of the cabinet/equipment installers.
 - "Align" shall mean to accurately locate finish faces in the same plane.
 - The General Contractor, in coordination with the Drywall Contractor, shall provide all line and grade markings on the finished floor. Verify all dimensions noted "clear", "hold", or "minimum" during layout of work. Notify Architect of discrepancies prior to proceed.
 - Paint all exposed structure with intumescent paint unless otherwise noted.
 - Provide roller window shades at all exterior windows.
 - New walls shown aligned with existing elements shall be flush and smooth and shall bypass the face of columns or masonry partitions with (1) layer of 5/8" board unless otherwise noted.
 - Coordinate location of all floor drawings with plumbing and structural.
 - Penetrations of rated shaft wall shall be avoided. Contractor to mount bracket supports for utility shelving or closet rods to adjacent non-shaft walls. Refer to A6.00 for Partition Types. Where conflict occurs notify Architect.

- Keynote Legend**
- | | |
|-------|---------------------------------------------------------------------------------------------------------------|
| 1.01 | existing bank vault and door to remain |
| 3.05 | portion of existing floor removed and patch w/ new concrete flooring to match adjacent finish floor elevation |
| 3.09 | existing concrete slab / floor to remain |
| 3.21 | new concrete step and handrail |
| 5.13 | new metal stair assembly |
| 9.23 | metal canopy overhead |
| 9.11 | existing terrazzo floor to remain |
| 9.12 | new 2'6 x 5'0 porcelain interior / exterior tile |
| 10.01 | spray fireproofing at structural member |
| 10.02 | bike racks |
| 11.01 | trash / recycling compactor |
| 11.02 | trash / recycling dumpsters |
| 11.05 | trash / recycling chute |
| 11.07 | recessed walk off mat |
| 11.08 | metal grate w/ handrail and metal stair assembly |
| 11.09 | grease trap below ground |
| 26.05 | exterior lighting fixture. re: electrical |
| 26.07 | interior in ground light fixture, re: electrical |
| 26.08 | security card reader |



Plan Legend

	Property Line
	Spot Elevation
	Spray-Applied Fireproofing under level

Required & Provided Fire Ratings

	2 hour		30 minutes
	1 hour		New Smoke

architecture + planning + interiors
 WTA
 1149 Poydras Street
 New Orleans, LA 70112
 504.593.9071
 www.wtaonline.com

STUDIO
 WTA

234 LOYOLA AVENUE
 New Orleans, Louisiana 70112

Date: _____
 Issue Purpose: _____
 Revisions: _____
 Construction Documents
 First Floor Plan
 October 28, 2014
A1.01
© 2014 WTA