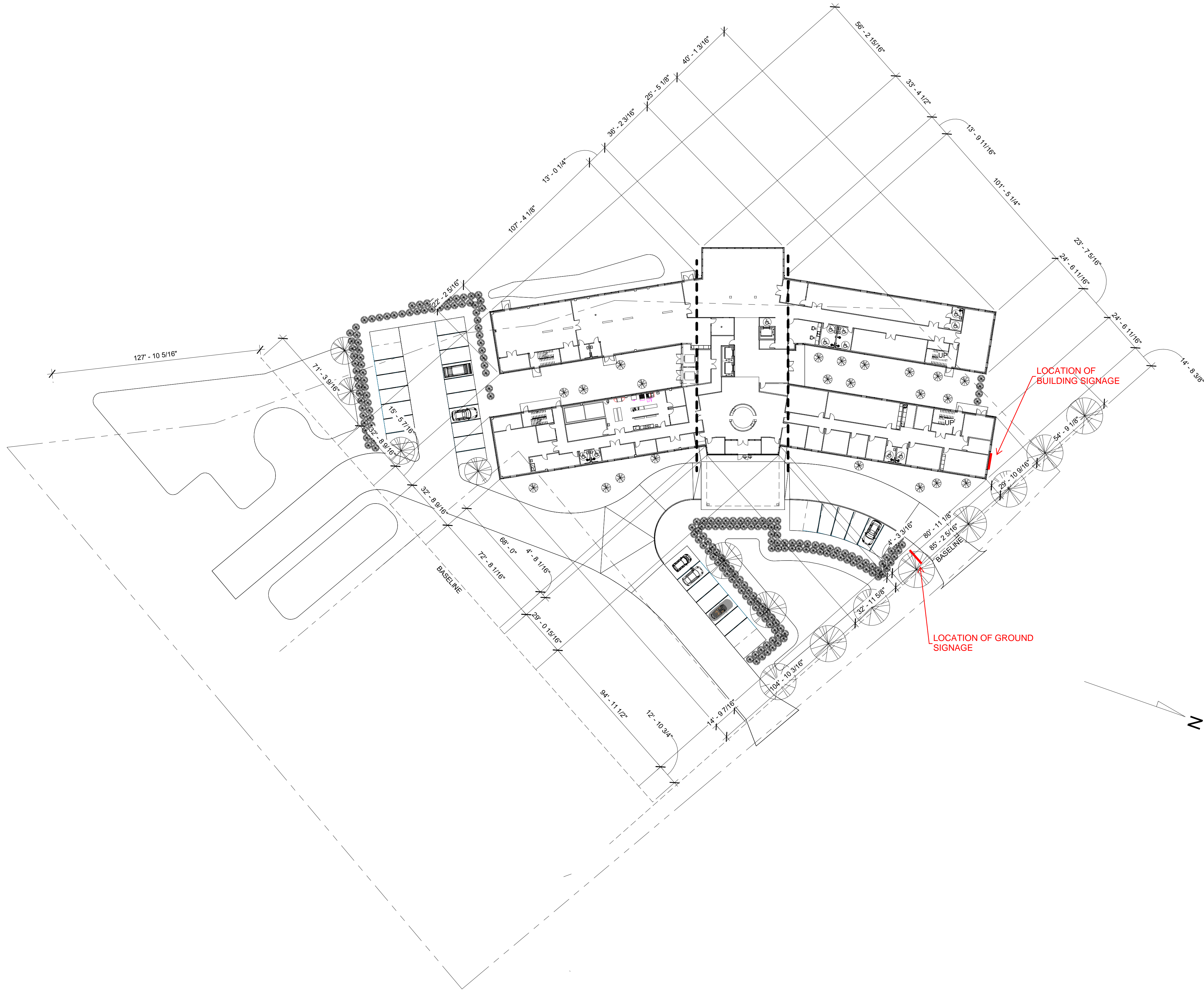


① Site
1/32" = 1'-0"



4/15/2020

job no.
012018
drawn **JMD**
checked: **JFD**
date: **3/09/20**
for:
CONSTRUCTION

revisions

sheet
content
Site Plan

A100
of

100% of the work shown on this sheet is the responsibility of the architect. The architect shall verify the accuracy of all information and data provided to the architect. The architect shall be responsible for the accuracy of all information and data provided to the architect. The architect shall be responsible for the accuracy of all information and data provided to the architect.

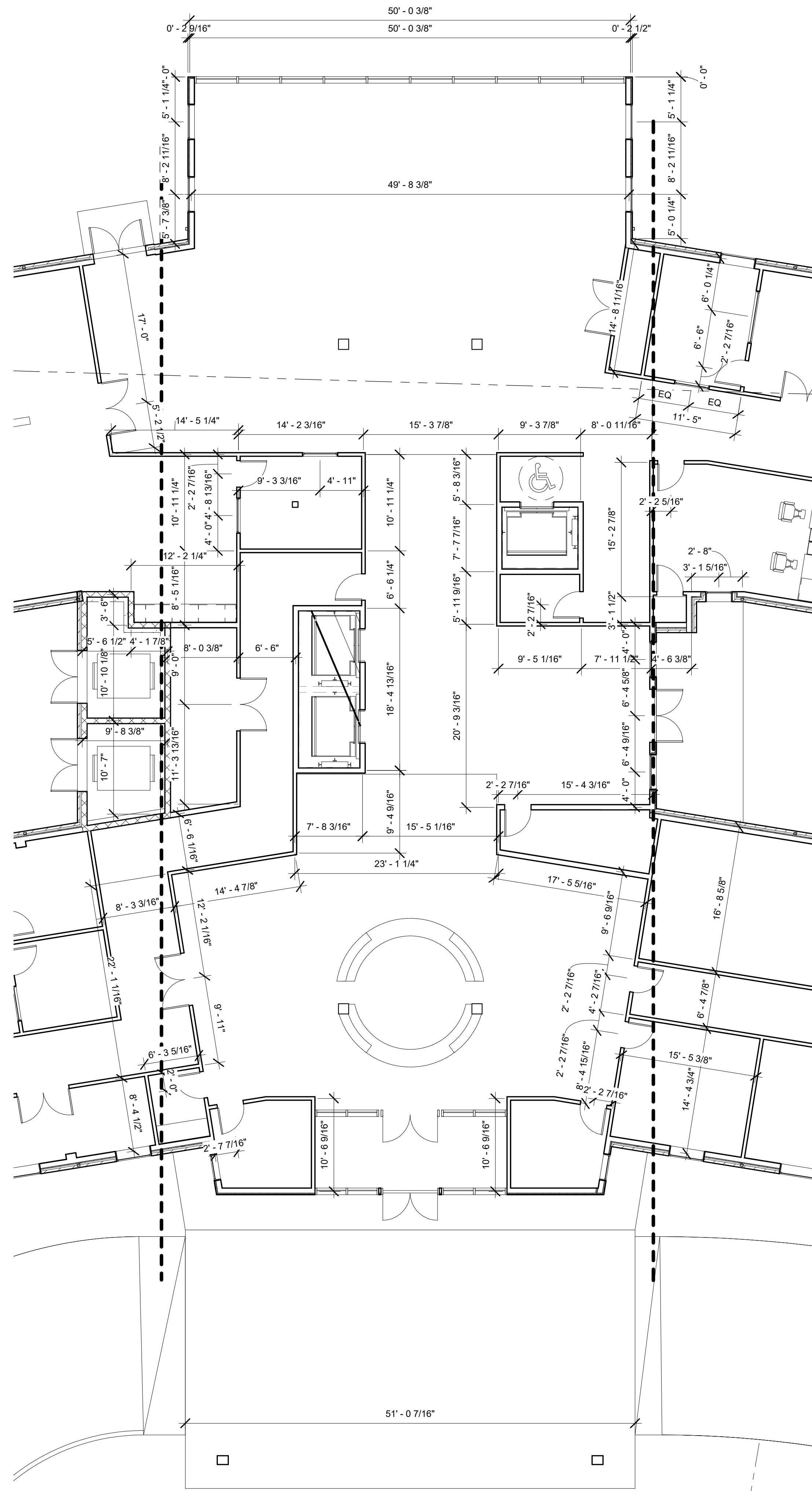
Dalton

architecture

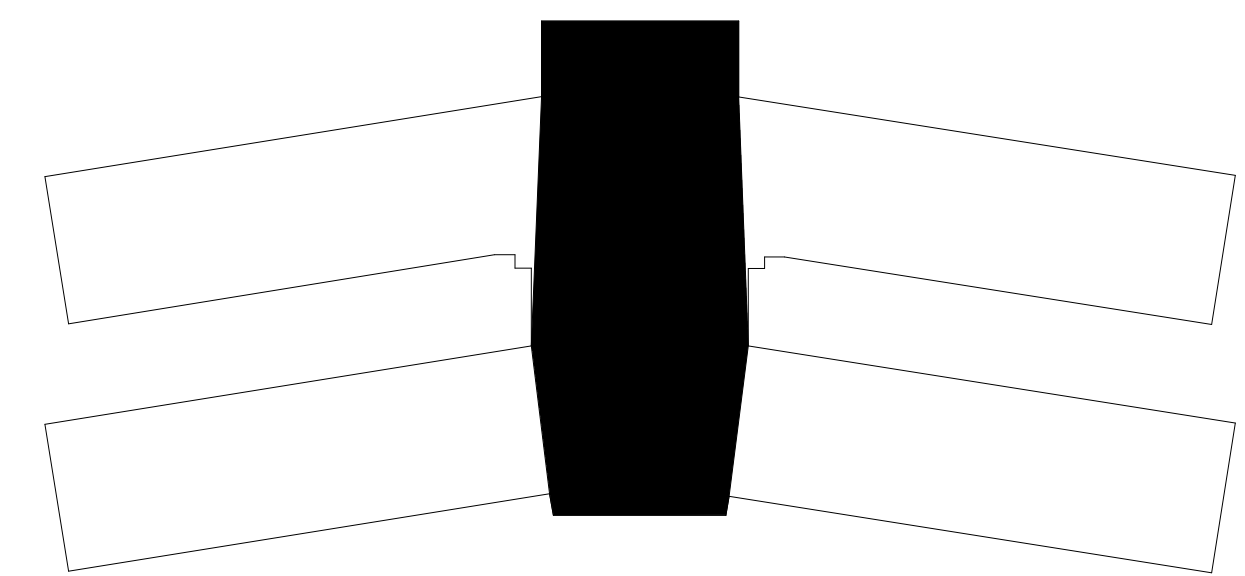
St. Luke's Nursing Home
General De Gaulle Drive
New Orleans, LA

1242. Allo Ave. Marrero, LA 70072 - jdalton@daltonarchitects.com - 504-782-5705


John F. Dalton Jr., AIA LEED AP, Architect



1 FIRST FLOOR DIMENSIONAL PLAN -
Enlarged Plan A
1/8" = 1'-0"



St. Luke's Nursing Home
General De Gaulle Drive
New Orleans, LA



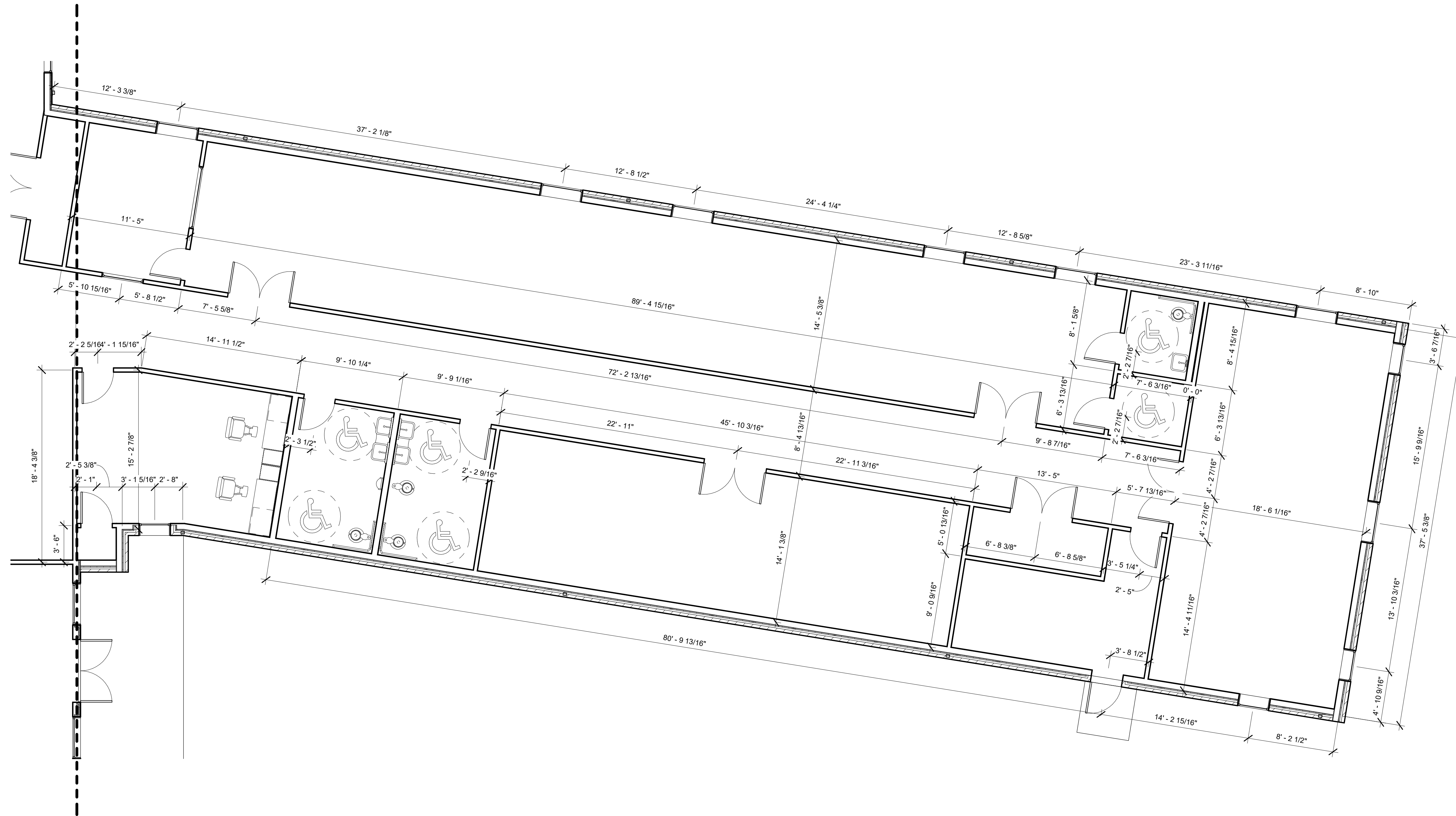
4/15/2020

job no.
012018
drawn **JMD**
checked: **JFD**
date: **3/09/20**
for:
CONSTRUCTION

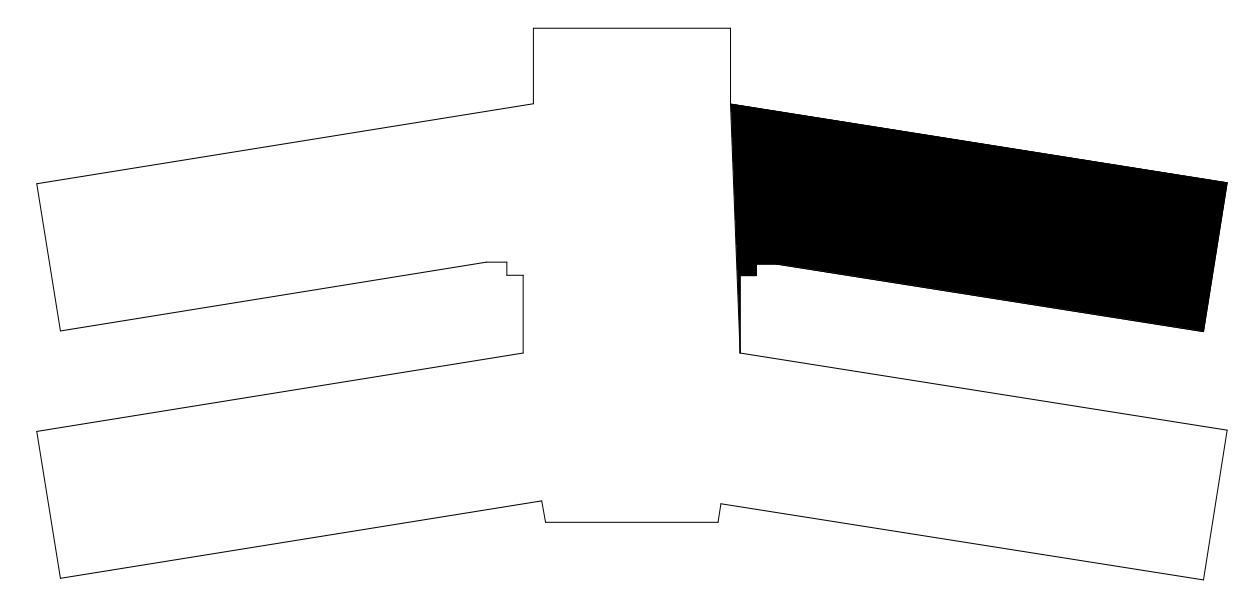
revisions

sheet
content
**First Floor
Dimensional Plan
- Enlarged Plan A**

A110.6
of



FIRST FLOOR DIMENSIONAL PLAN -
 ① Enlarged Plan B
 3/16" = 1'-0"



St. Luke's Nursing Home
 General De Gaulle Drive
 New Orleans, LA

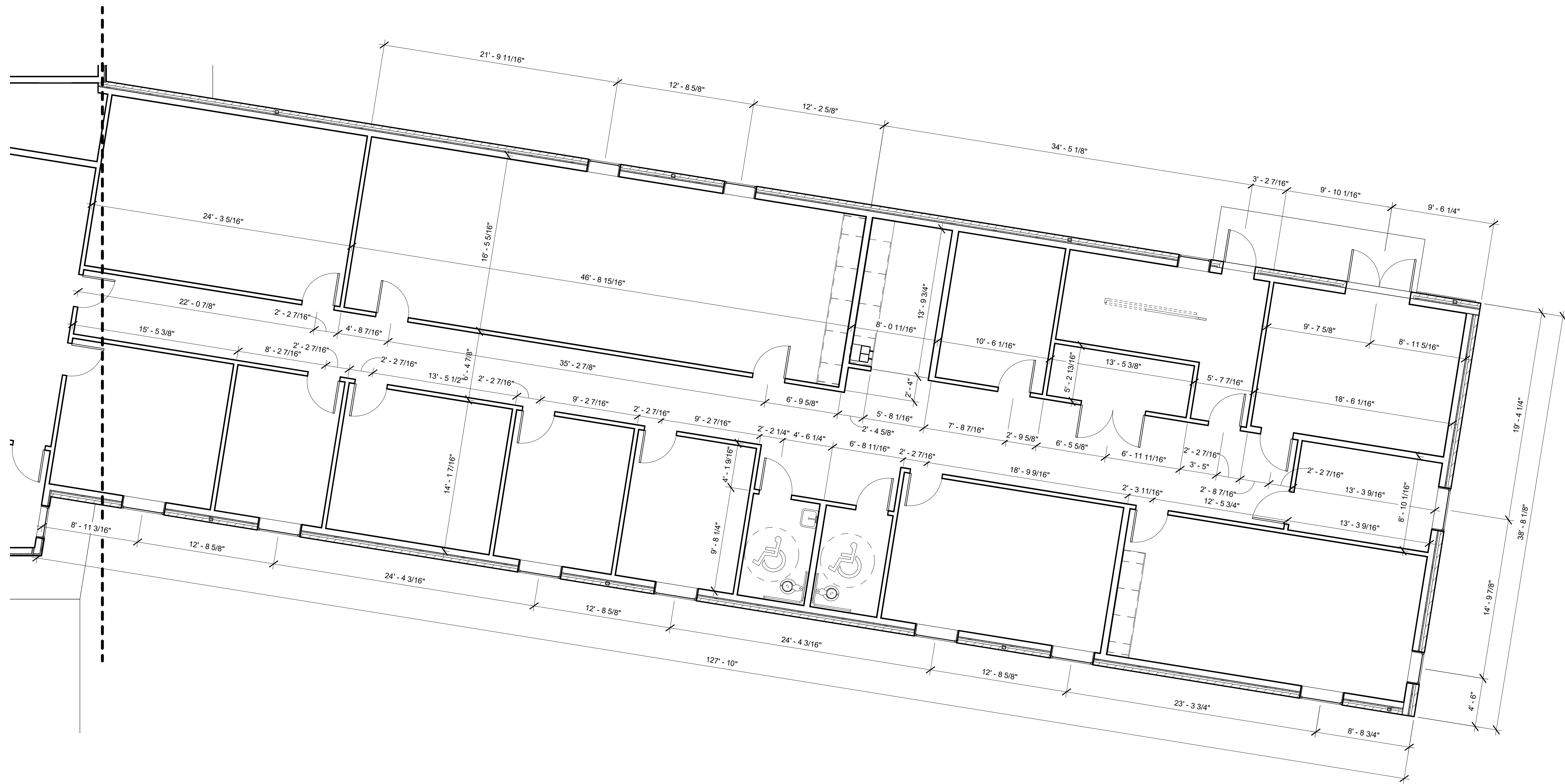


4/15/2020
 job no.
012018
 drawn **JMD**
 checked: **JFD**
 date: **3/09/20**
 for:
CONSTRUCTION

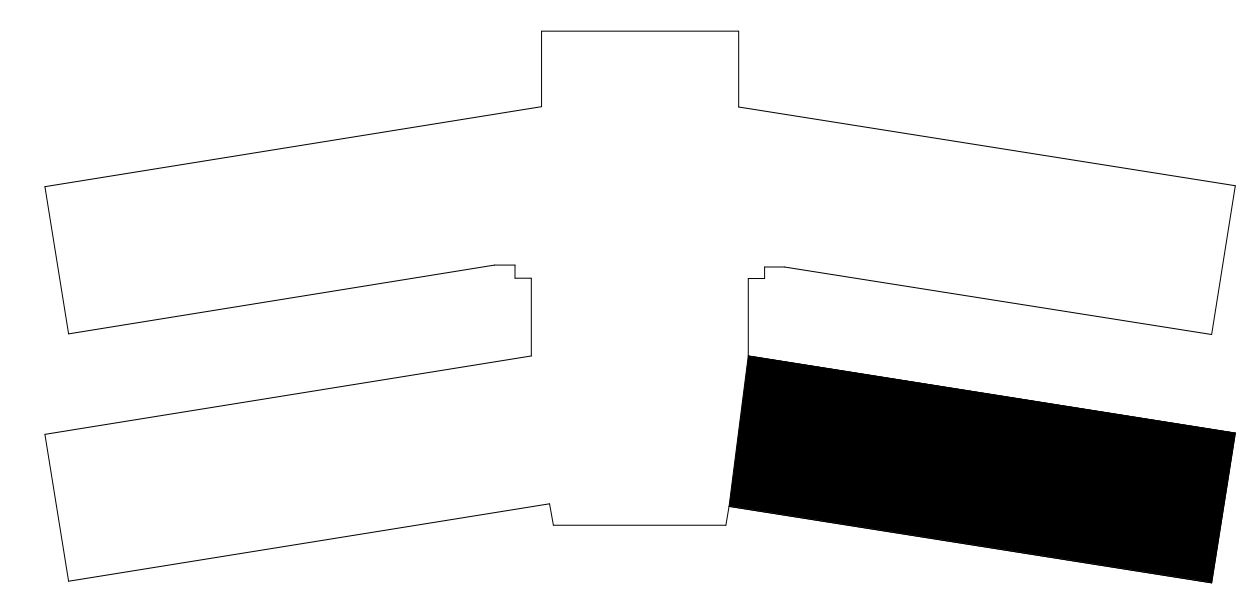
revisions

sheet
 content
**First Floor
 Dimensional Plan
 - Enlarged Plan B**

A110.7



① FIRST FLOOR DIMENSIONAL PLAN -
Enlarged Plan C
3/16" = 1'-0"



St. Luke's Nursing Home
General De Gaulle Drive
New Orleans, LA



4/15/2020

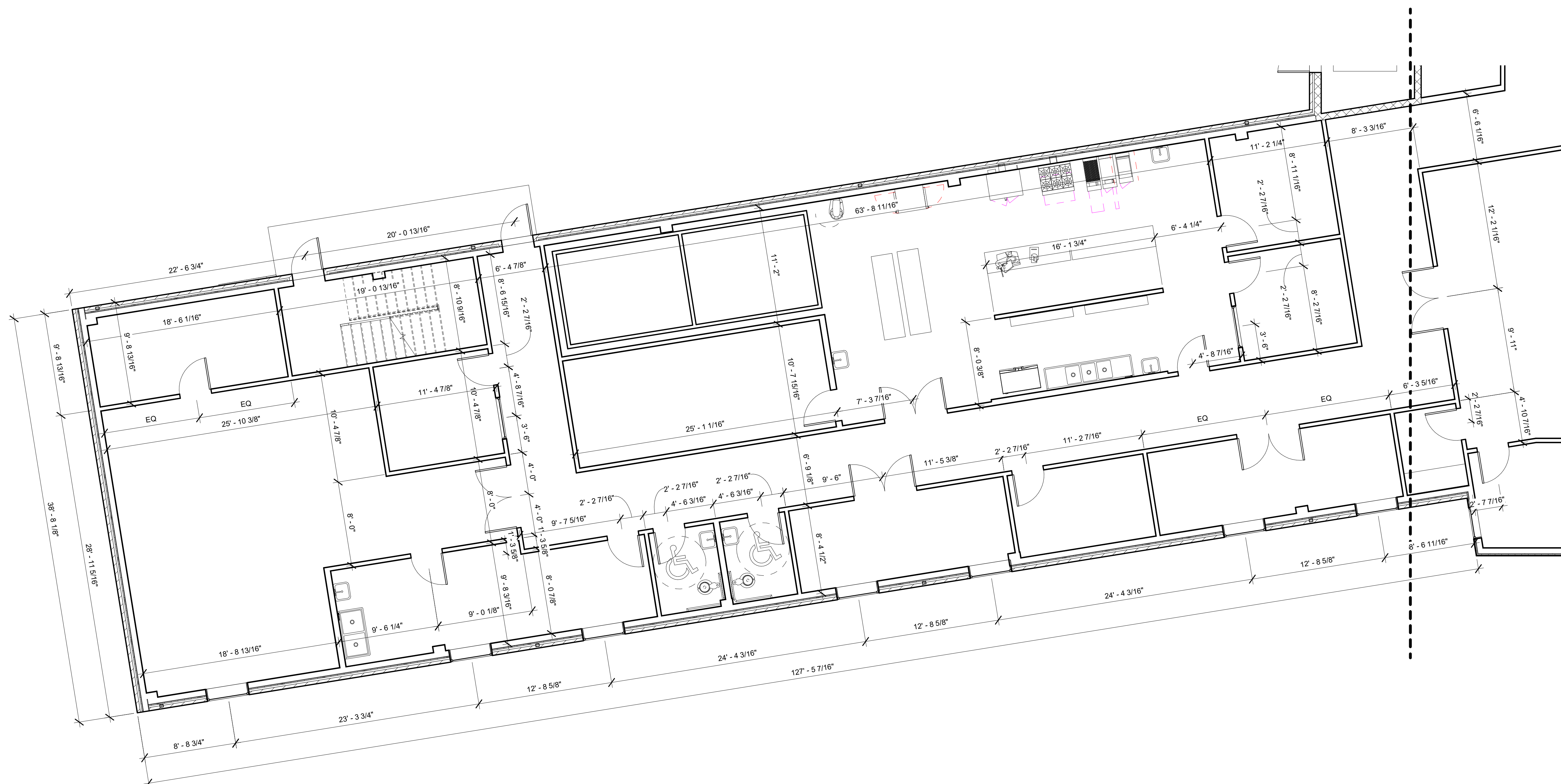
job no.
012018
drawn **JMD**
checked: **JFD**
date: **3/09/20**
for:
CONSTRUCTION

revisions

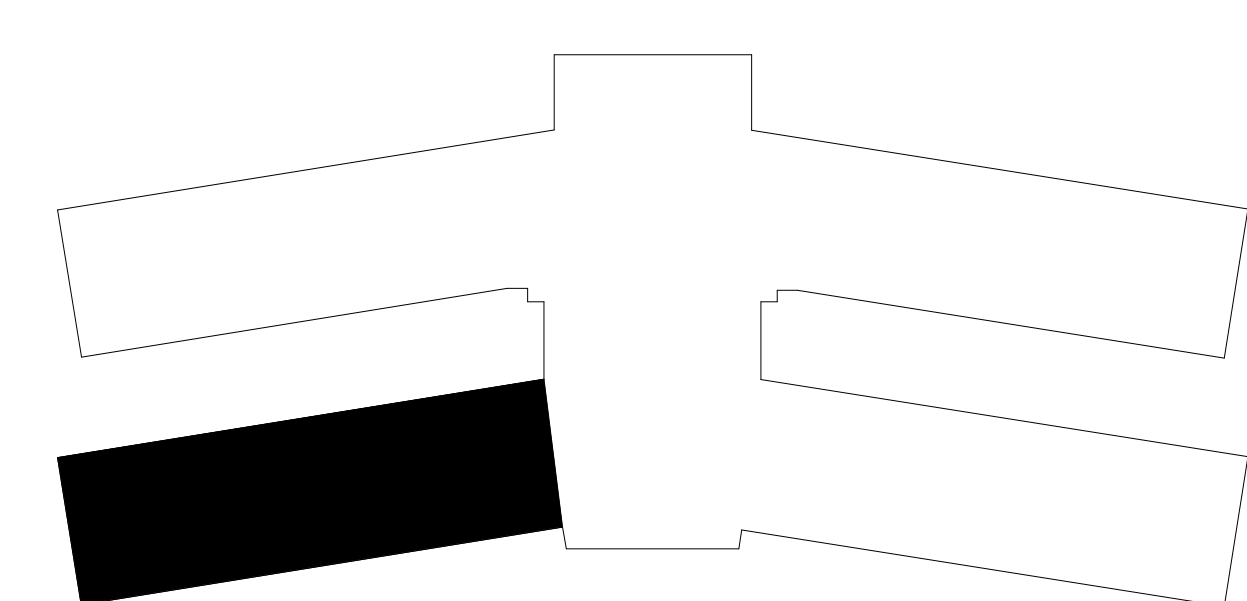
sheet
content
**First Floor
Dimensional Plan
- Enlarged Plan C**

A110.8


of



FIRST FLOOR DIMENSIONAL PLAN -
 Enlarged Plan E
 3/16" = 1'-0"




St. Luke's Nursing Home
 General De Gaulle Drive
 New Orleans, LA



4/15/2020
 job no.
012018
 drawn **JMD**
 checked: **JFD**
 date: **3/09/20**
 for:
CONSTRUCTION

revisions

sheet
 content
**First Floor
 Dimensional Plan
 - Enlarged Plan E**



4/15/2020

job no.

012018

drawn **JMD**

checked: **JFD**

date: **3/09/20**

for:

CONSTRUCTION

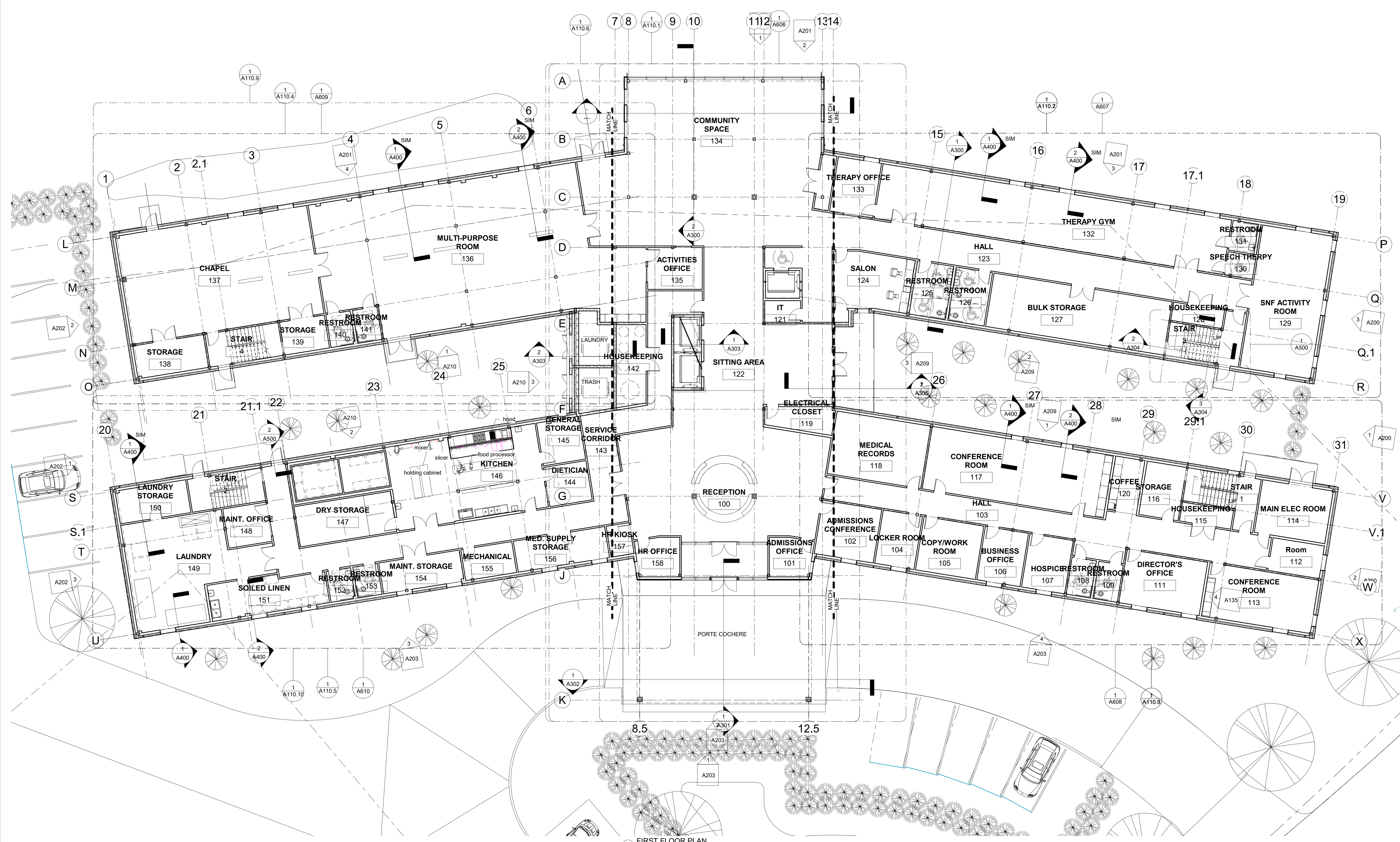
revisions

sheet content

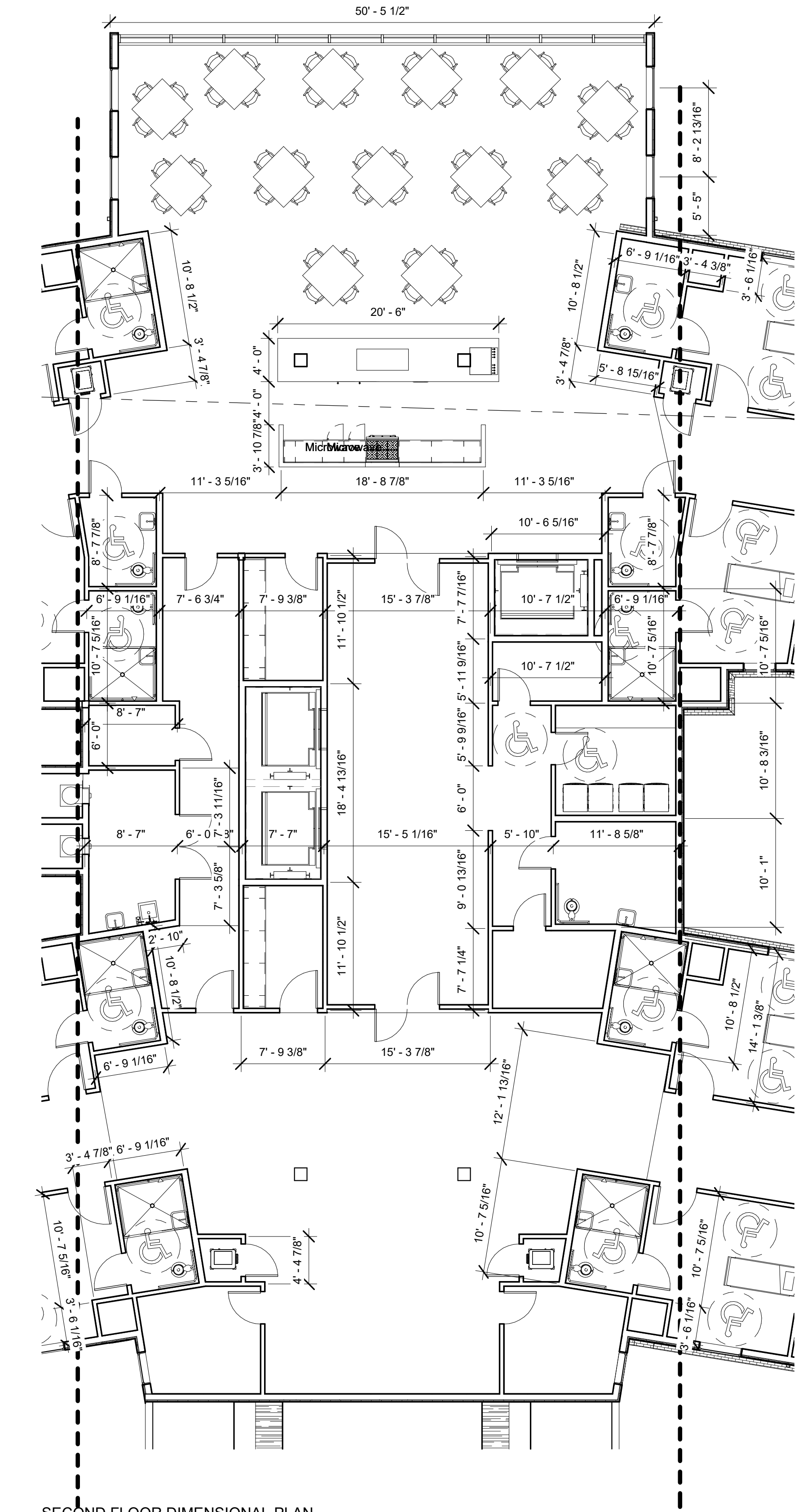
FIRST FLOOR PLAN

A110

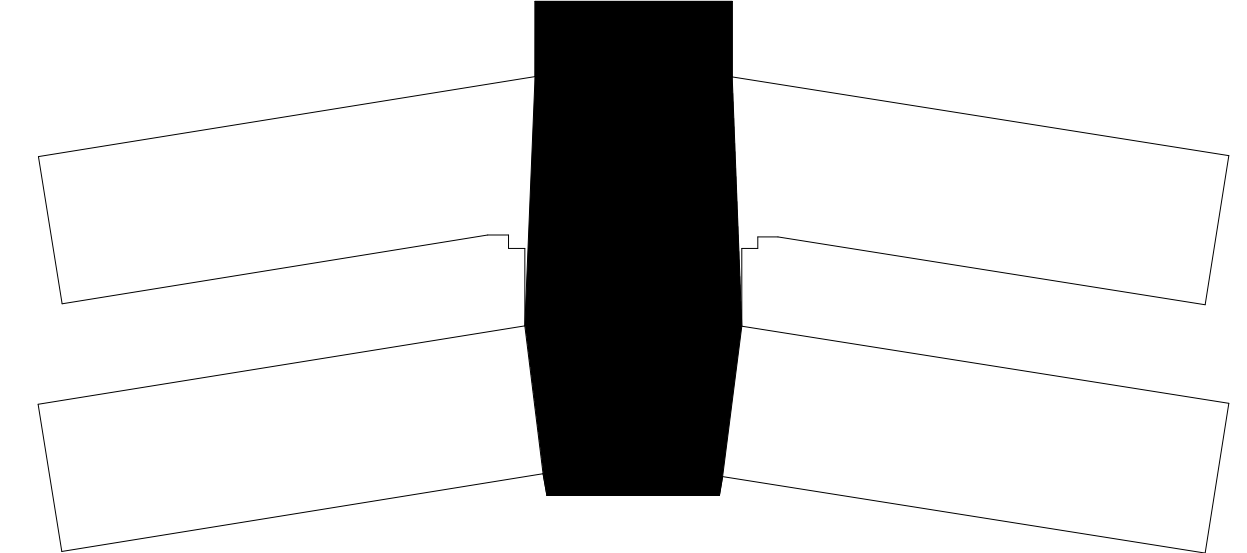
of




1 FIRST FLOOR PLAN
3/32" = 1'-0"



SECOND FLOOR DIMENSIONAL PLAN -
 Enlarged Plan A
 1/8" = 1'-0"



St. Luke's Nursing Home
 General De Gaulle Drive
 New Orleans, LA



4/15/2020
 job no.
012018
 drawn **JMD**
 checked: **JFD**
 date: **3/09/20**
 for:
CONSTRUCTION

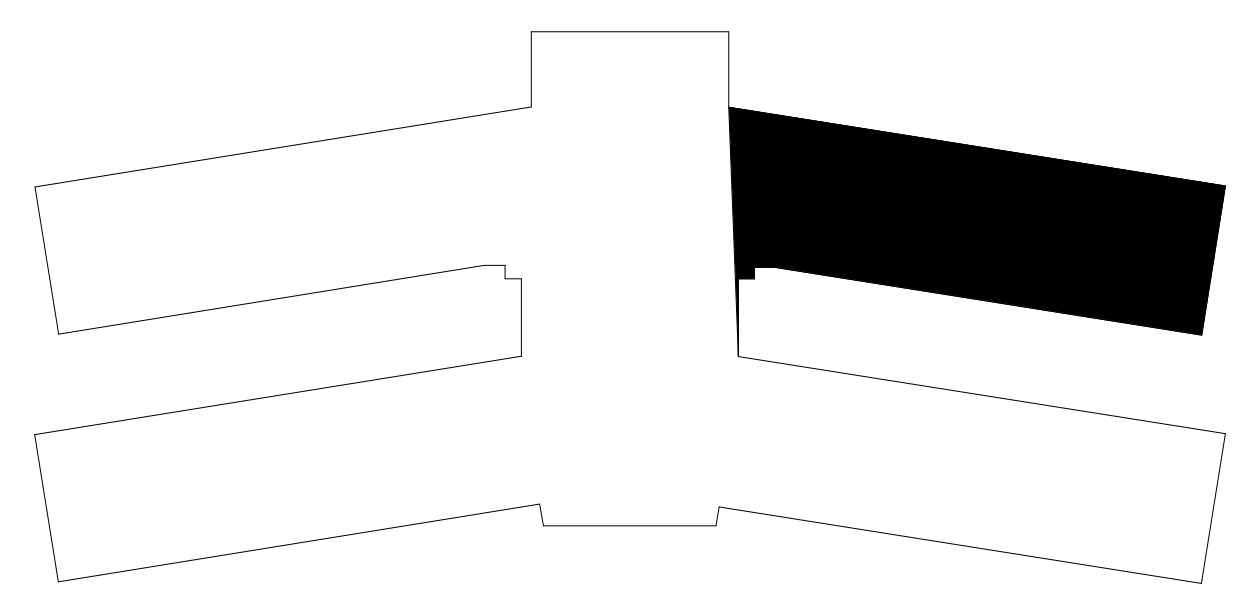
revisions

sheet
 content
**Second Floor
 Dimension Plan -
 Enlarged Plan A**


A111.6
 of



① SECOND FLOOR DIMENSIONAL PLAN -
Enlarged Plan B
3/16" = 1'-0"



St. Luke's Nursing Home
General De Gaulle Drive
New Orleans, LA

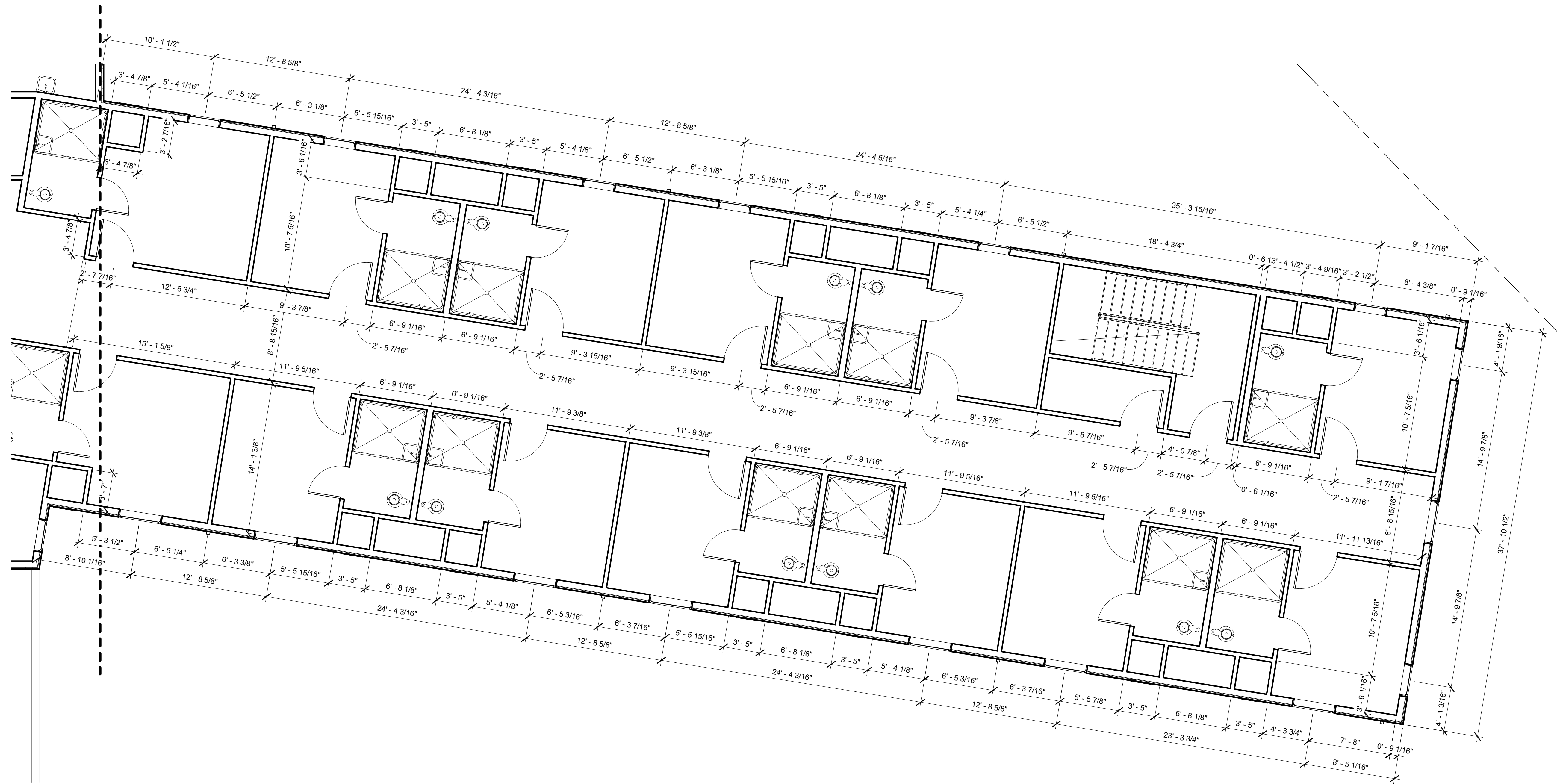


4/15/2020

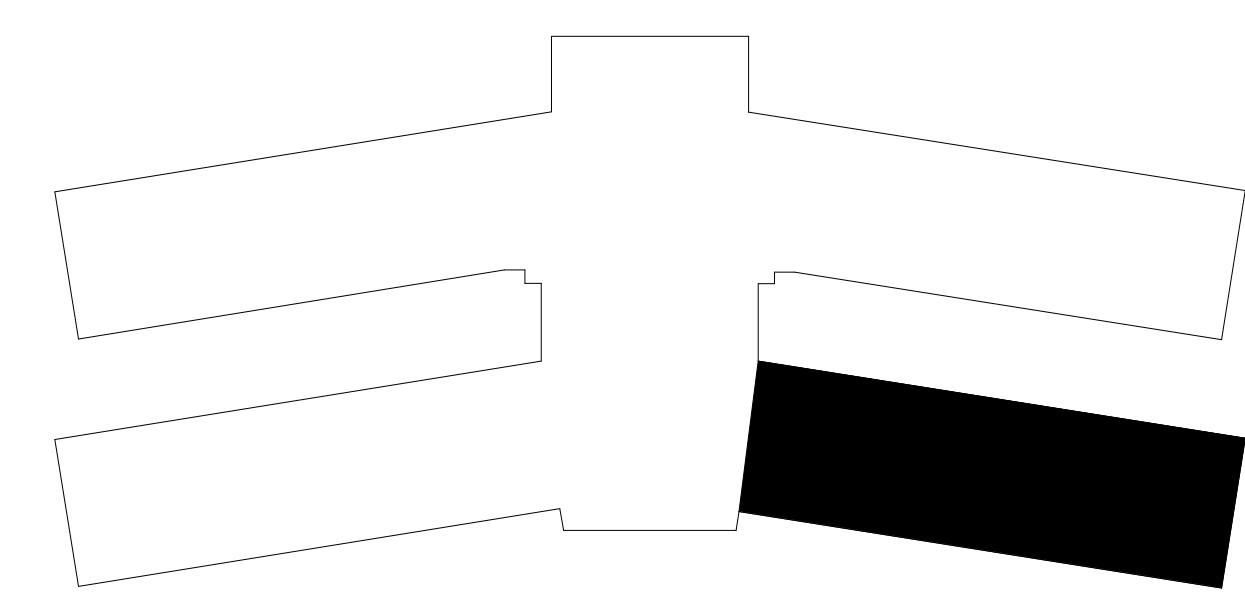
job no.
012018
drawn **JMD**
checked: **JFD**
date: **3/09/20**
for:
CONSTRUCTION

revisions


sheet
content
**Second Floor
Dimension Plan -
Enlarged Plan B**



1 SECOND FLOOR DIMENSIONAL PLAN -
Enlarged Plan C
3/16" = 1'-0"



St. Luke's Nursing Home
General De Gaulle Drive
New Orleans, LA



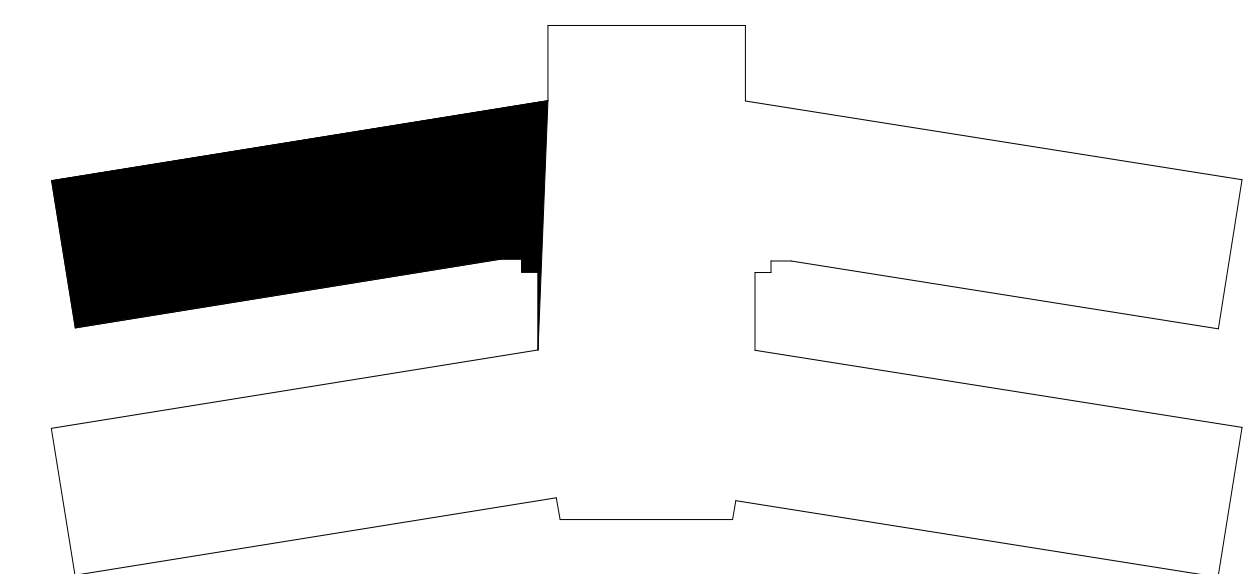
4/15/2020
job no.
012018
drawn **JMD**
checked: **JFD**
date: **3/09/20**
for:
CONSTRUCTION

revisions

sheet content
**Second Floor
Dimension Plan -
Enlarged Plan C**



SECOND FLOOR DIMENSIONAL PLAN -
Enlarged Plan D
3/16" = 1'-0"



St. Luke's Nursing Home
General De Gaulle Drive
New Orleans, LA



4/15/2020

job no.
012018
drawn **JMD**
checked: **JFD**
date: **3/09/20**
for:
CONSTRUCTION

revisions

sheet
content
**Second Floor
Dimension Plan -
Enlarged Plan D**


A111.9

of



1 SECOND FLOOR DIMENSIONAL PLAN -
Enlarged Plan E
3/16" = 1'-0"

St. Luke's Nursing Home
General De Gaulle Drive
New Orleans, LA

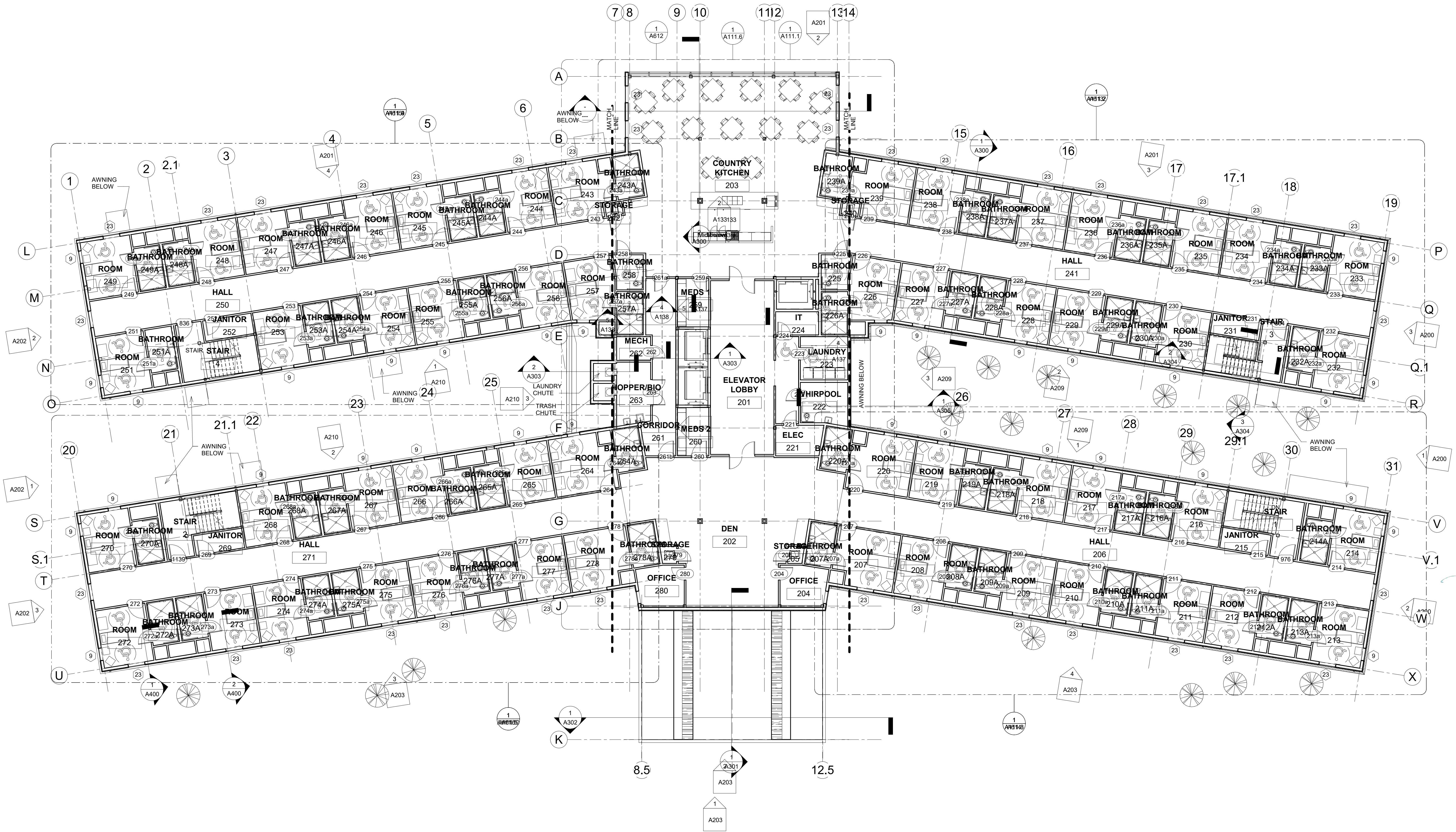


4/15/2020

job no.
012018
drawn **JMD**
checked: **JFD**
date: **3/09/20**
for:
CONSTRUCTION


revisions

sheet
content
**Second Floor
Dimension Plan -
Enlarged Plan E**



1 SECOND FLOOR PLAN
3/32" = 1'-0"

St. Luke's Nursing Home
General De Gaulle Drive
New Orleans, LA

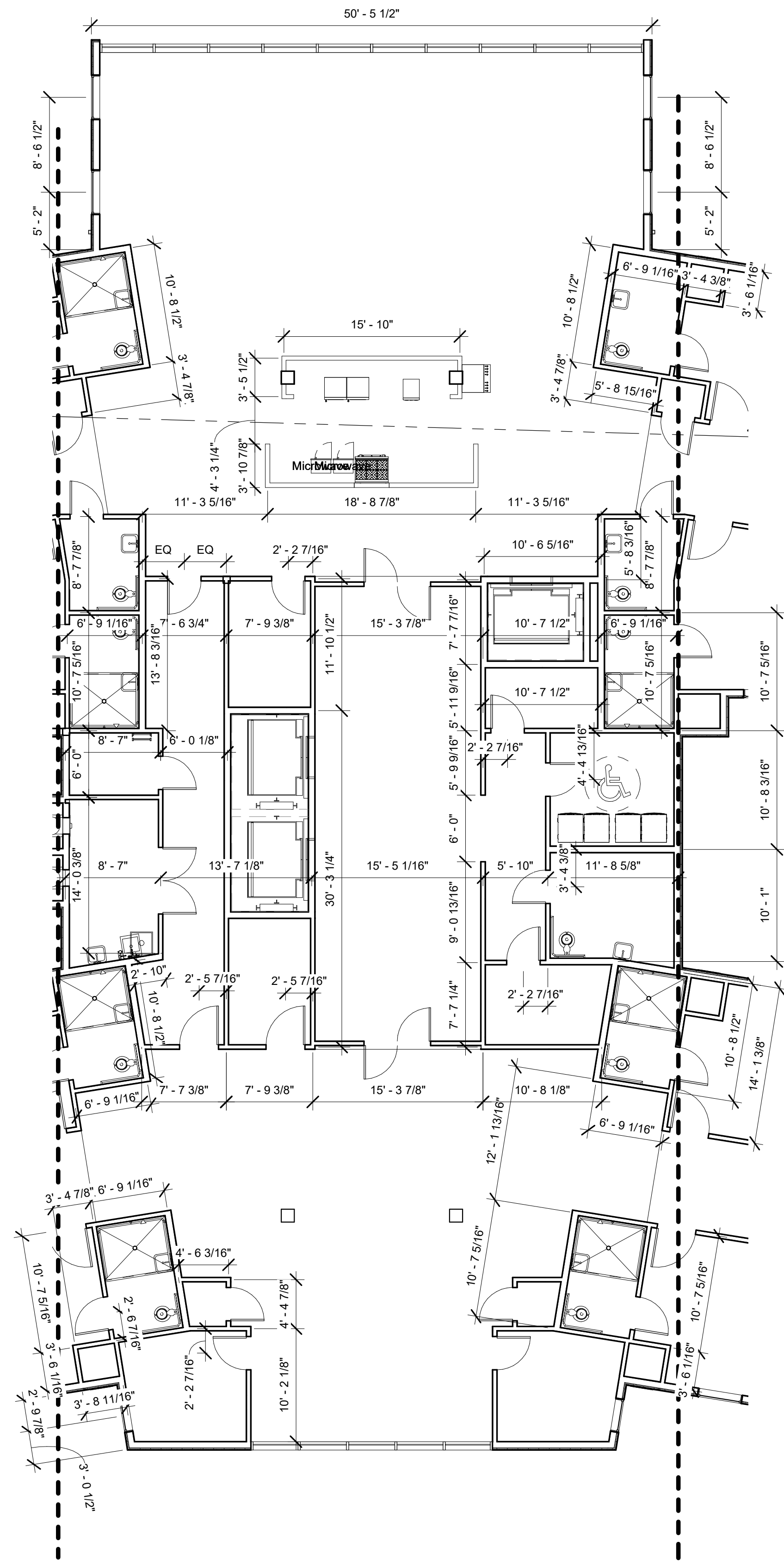


4/15/2020
job no.
012018
drawn: JMD
checked: JFD
date: 3/09/20
for: CONSTRUCTION
revisions

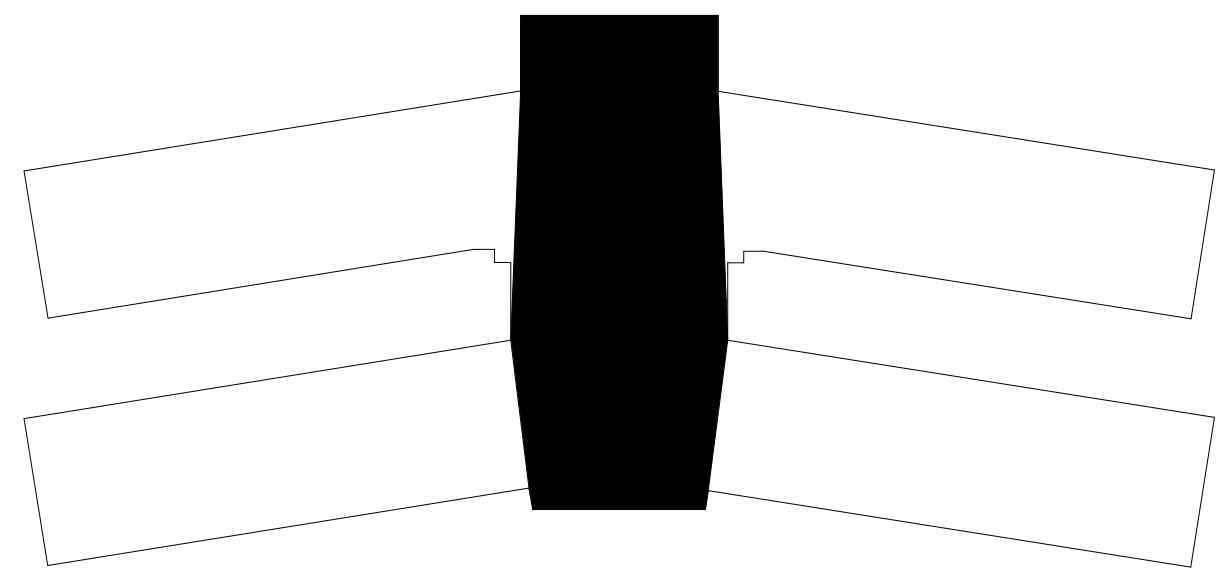
sheet content
SECOND FLOOR PLAN




John F. Dalton Jr., AIA, LEED AP, Architect



① THIRD FLOOR DIMENSIONAL PLAN -
Enlarged Plan A
1/8" = 1'-0"



St. Luke's Nursing Home
General De Gaulle Drive
New Orleans, LA



4/15/2020

job no.
012018
drawn **JMD**
checked: **JFD**
date: **3/09/20**
for:
CONSTRUCTION

revisions

sheet
content
**Third Floor
Dimensional Plan
- Enlarged Plan A**

A112.6

of



THIRD FLOOR DIMENSIONAL PLAN -
 Enlarged Plan B
 3/16" = 1'-0"

St. Luke's Nursing Home
 General De Gaulle Drive
 New Orleans, LA



4/15/2020

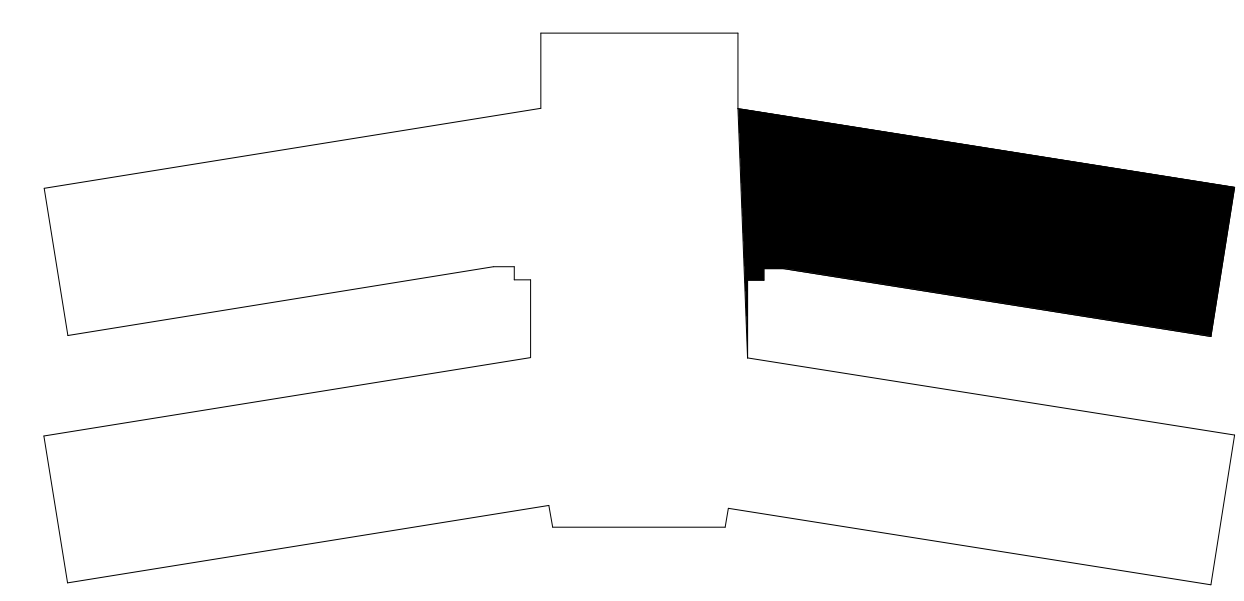
job no.
012018
 drawn **JMD**
 checked: **JFD**
 date: **3/09/20**
 for:
CONSTRUCTION

revisions

sheet
 content
**Third Floor
 Dimensional Plan
 - Enlarged Plan B**

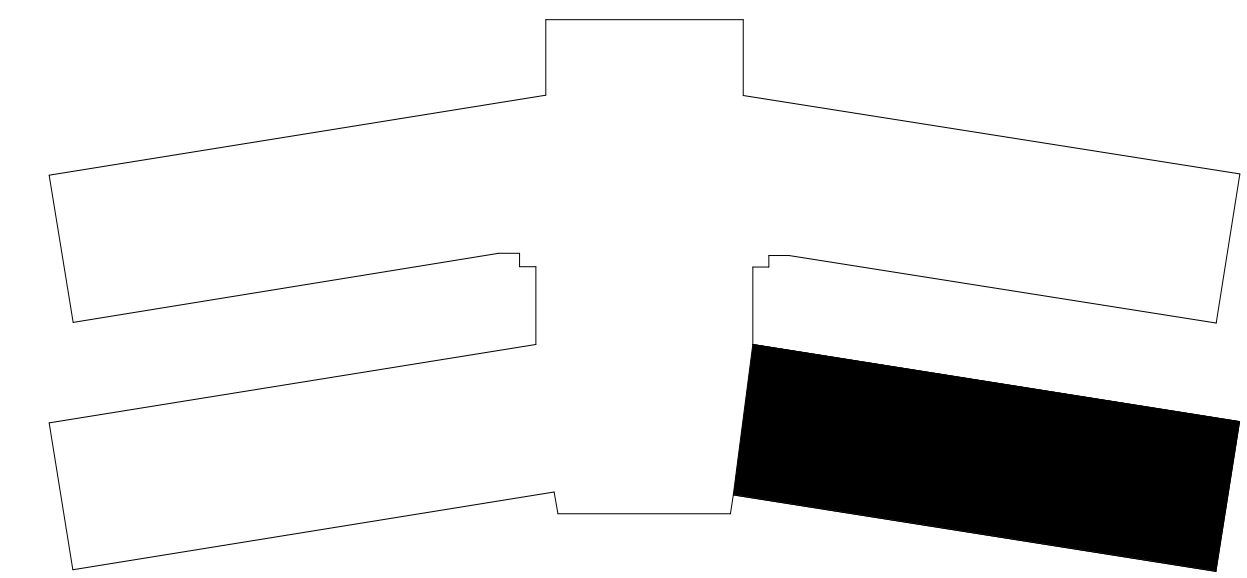
A112.7

of






① THIRD FLOOR DIMENSIONAL PLAN -
Enlarged Plan C
3/16" = 1'-0"



St. Luke's Nursing Home
General De Gaulle Drive
New Orleans, LA



job no.
012018
drawn **JMD**
checked: **JFD**
date: **3/09/20**
for:
CONSTRUCTION

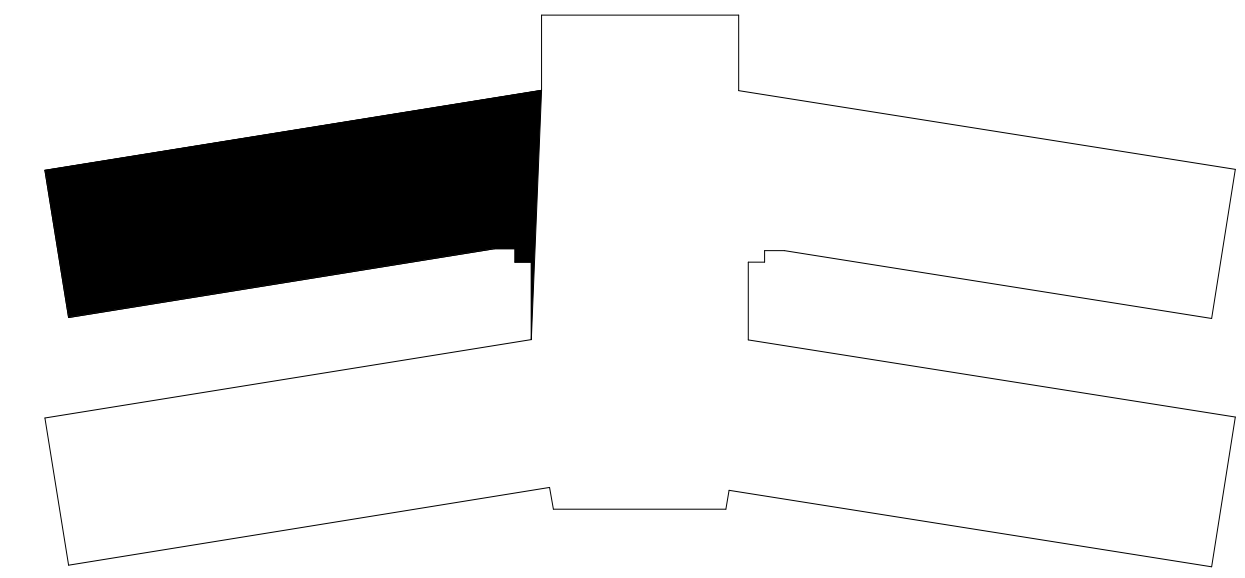
revisions

sheet
content
**Third Floor
Dimensional Plan
- Enlarged Plan C**


A112.8



1 THIRD FLOOR DIMENSIONAL PLAN -
Enlarged Plan D
3/16" = 1'-0"



St. Luke's Nursing Home
General De Gaulle Drive
New Orleans, LA



job no.
012018
drawn **JMD**
checked: **JFD**
date: **3/09/20**
for:
CONSTRUCTION


revisions

sheet
content
**Third Floor
Dimensional Plan
- Enlarged Plan D**

A112.9



① THIRD FLOOR DIMENSIONAL PLAN -
Enlarged Plan E
3/16" = 1'-0"



St. Luke's Nursing Home
General De Gaulle Drive
New Orleans, LA



4/15/2020


job no.
012018
drawn **JMD**
checked: **JFD**
date: **3/09/20**
for:
CONSTRUCTION

revisions

sheet
content
**Third Floor
Dimensional Plan
- Enlarged Plan E**

A112.10

St. Luke's Nursing Home
 General De Gaulle Drive
 New Orleans, LA

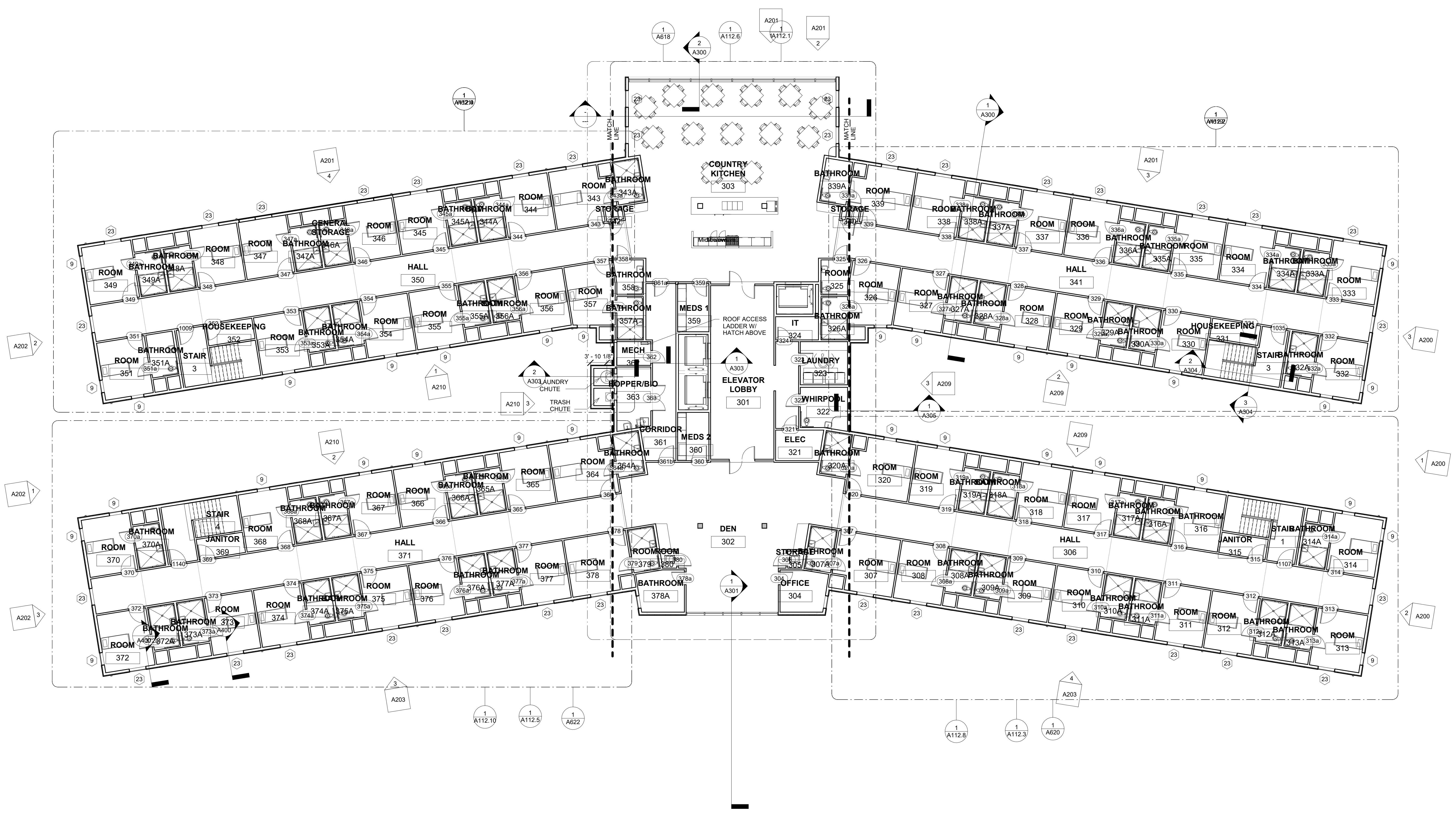


4/15/2020

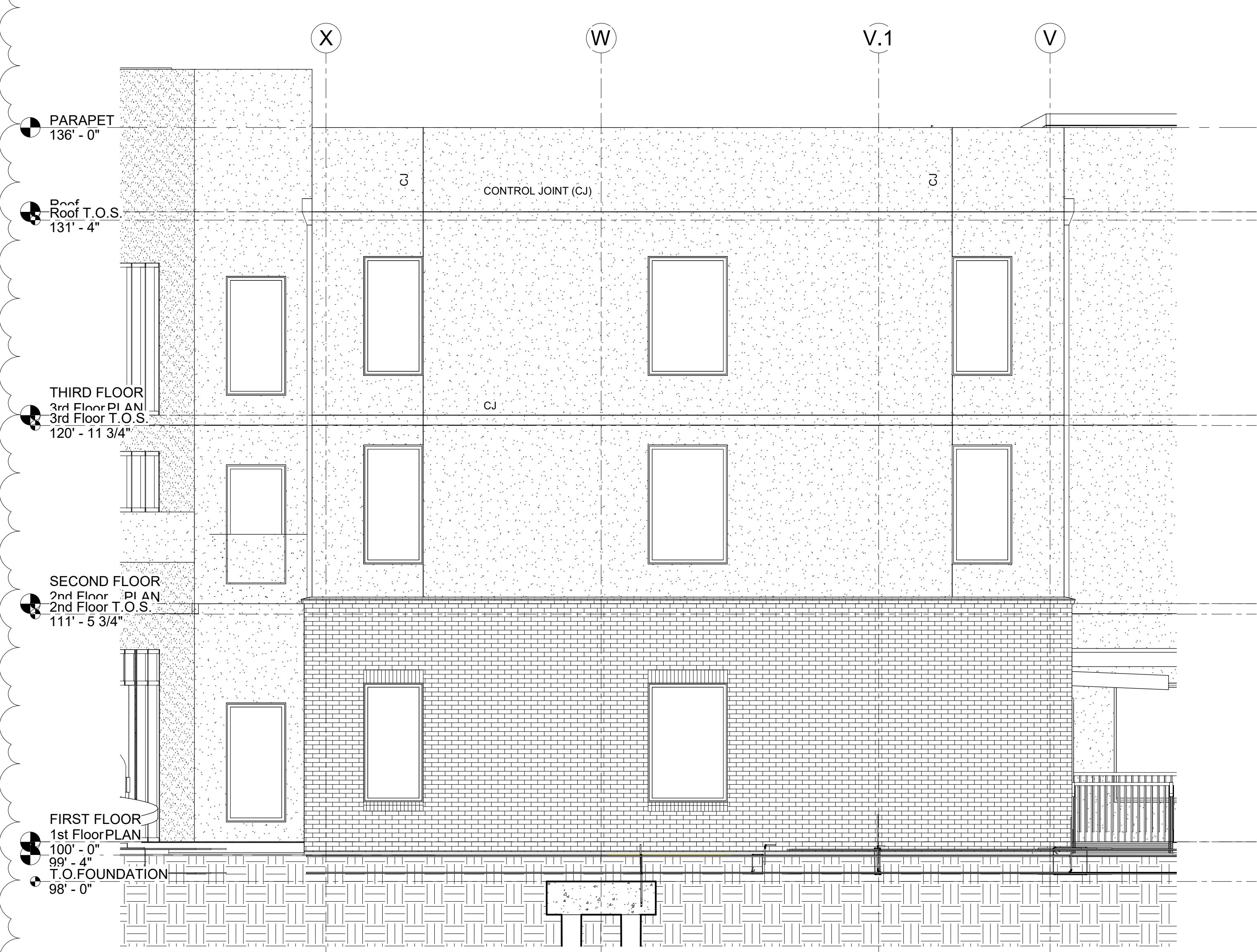
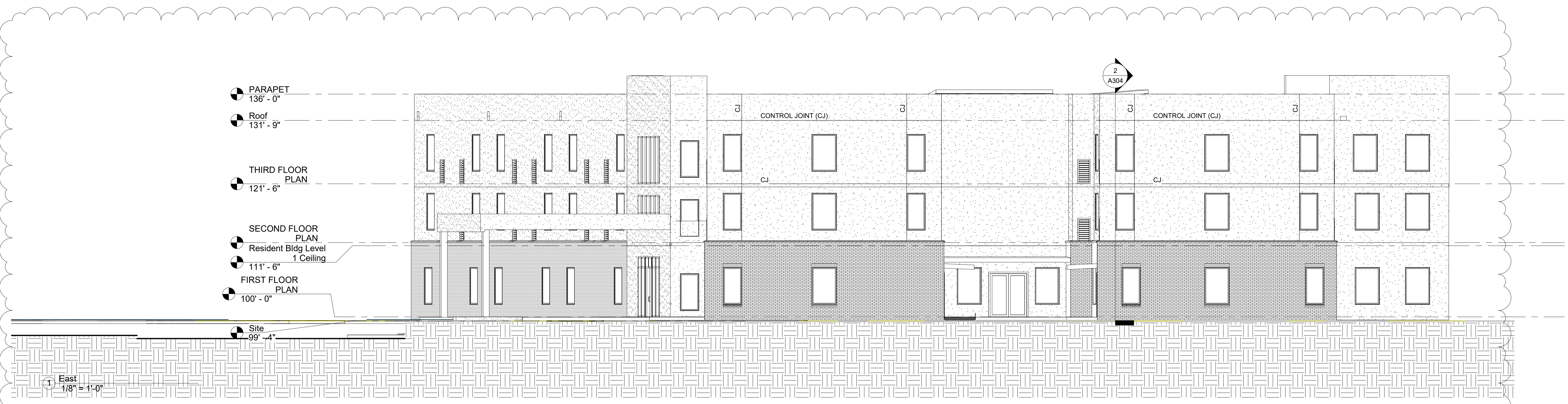
job no.
012018
 drawn JMD
 checked JFD
 date: 3/09/20
 for: CONSTRUCTION
 revisions

sheet content
THIRD FLOOR PLAN

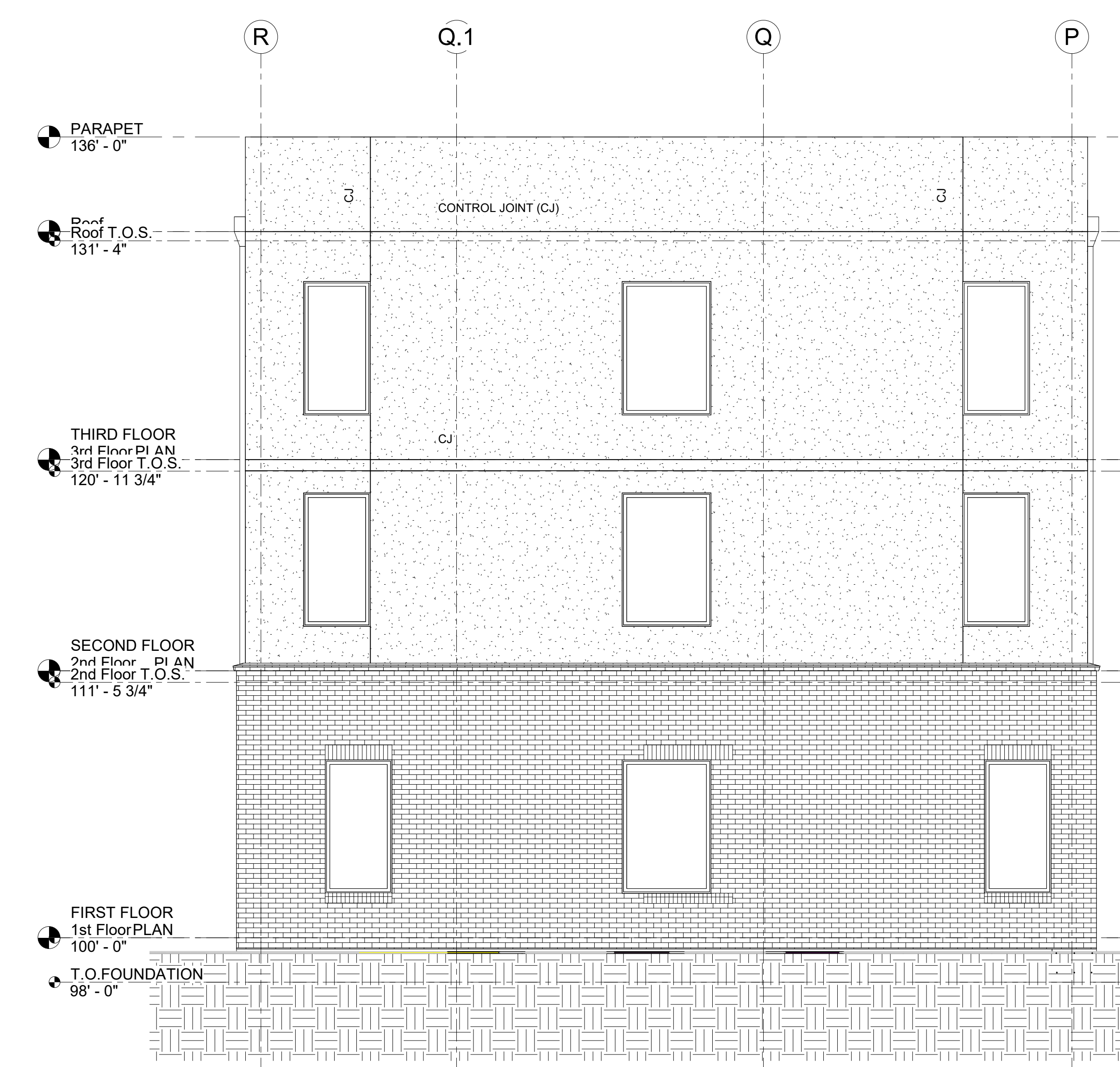
A112



1 THIRD FLOOR PLAN
 3/32" = 1'-0"




2 EAST ELEVATION - AREA C
1/4" = 1'-0"



3 EAST ELEVATION - AREA B
1/4" = 1'-0"

St. Luke's Nursing Home
General De Gaulle Drive
New Orleans, LA

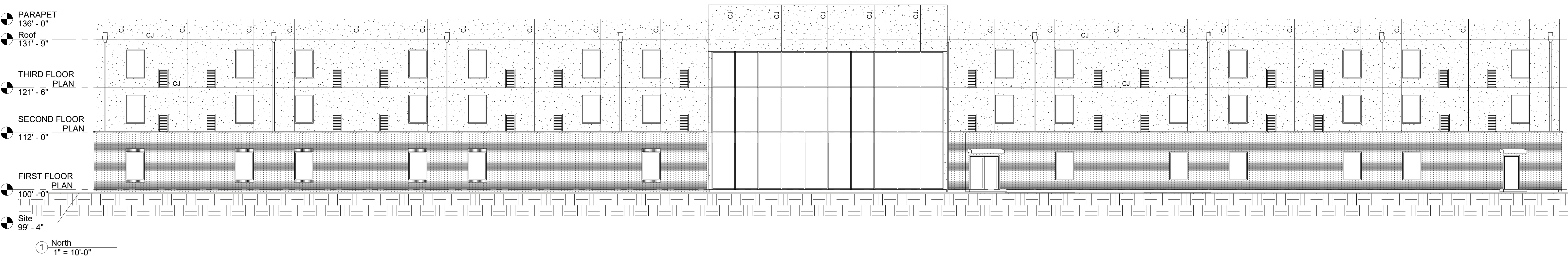


4/15/2020
job no.
012018
drawn JMD
checked: JFD
date: 3/09/20
for: CONSTRUCTION

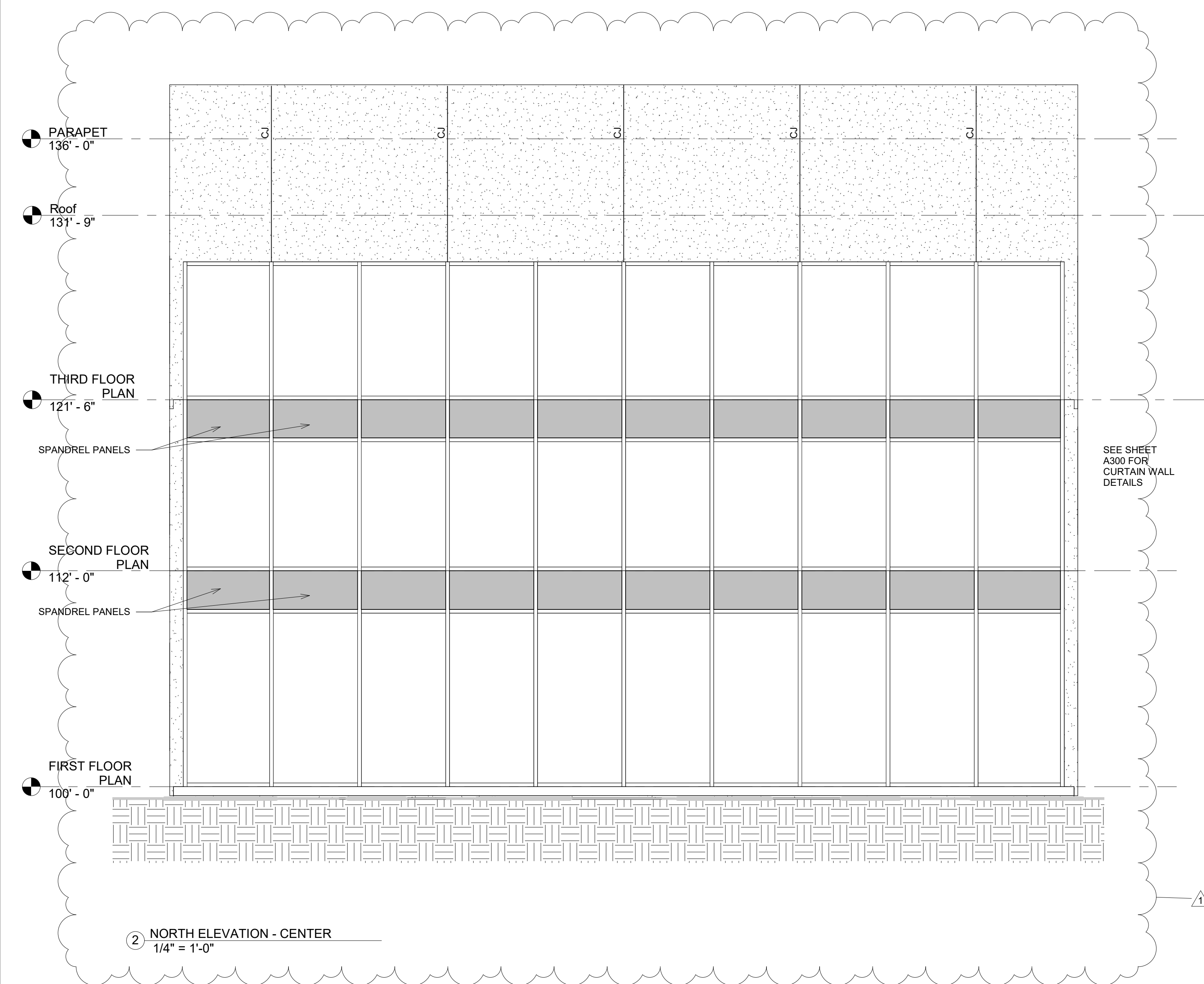
revisions
Addendum 1

sheet content
OVERALL EAST ELEVATION

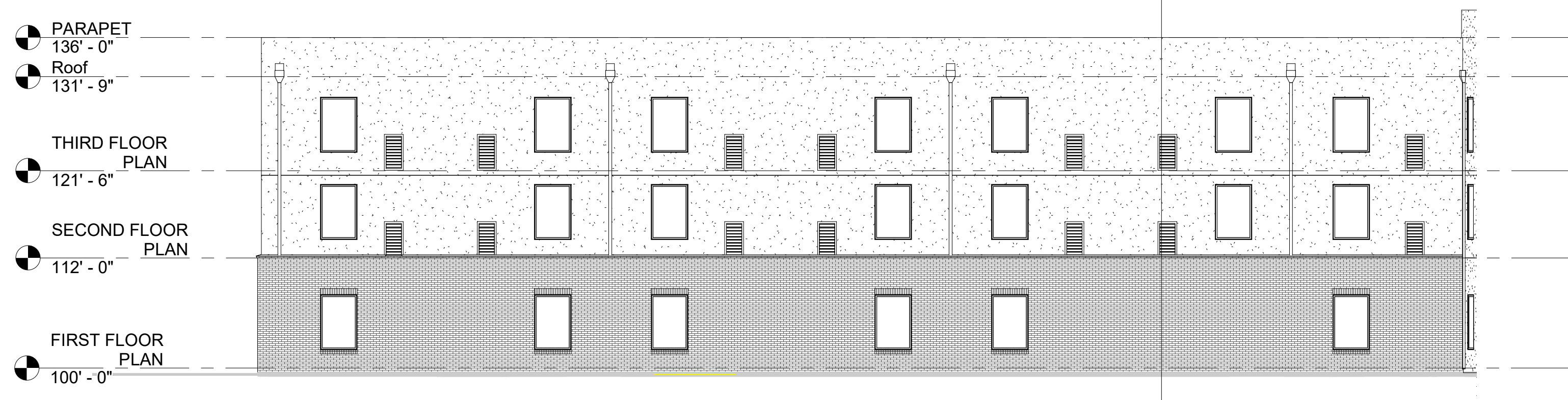
A200
of



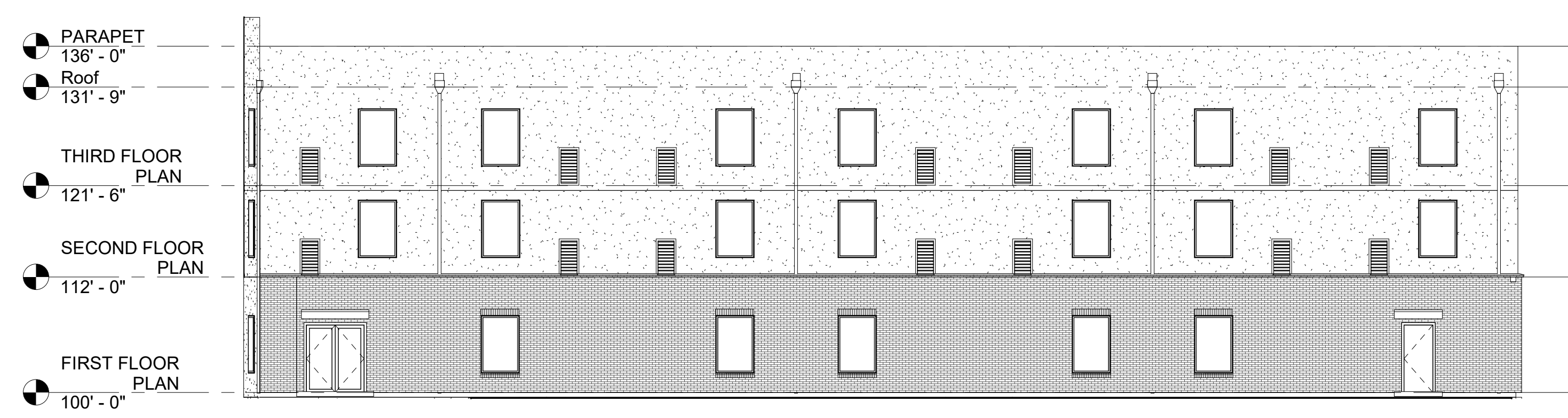
1 North
1" = 10'-0"



2 NORTH ELEVATION - CENTER
1/4" = 1'-0"



3 NORTH ELEVATION - LEFT SIDE
3/32" = 1'-0"



4 NORTH ELEVATION - RIGHT SIDE
3/32" = 1'-0"

St. Luke's Nursing Home
General De Gaulle Drive
New Orleans, LA



job no.
012018
drawn **JMD**
Checked: **JFD**
date: **3/09/20**
for:
CONSTRUCTION

revisions
Addendum 1

sheet content
OVERALL NORTH ELEVATION

A201
of

St. Luke's Nursing Home
 General De Gaulle Drive
 New Orleans, LA



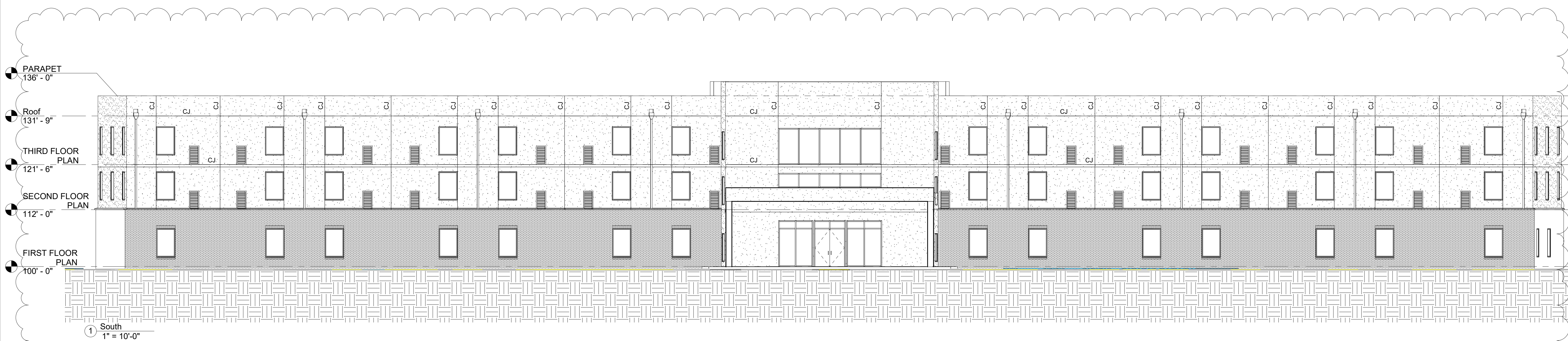
4/15/2020
 job no. **012018**
 drawn **JMD**
 checked: **JFD**
 date: **3/09/20**
 for: **CONSTRUCTION**

revisions
Addendum 1

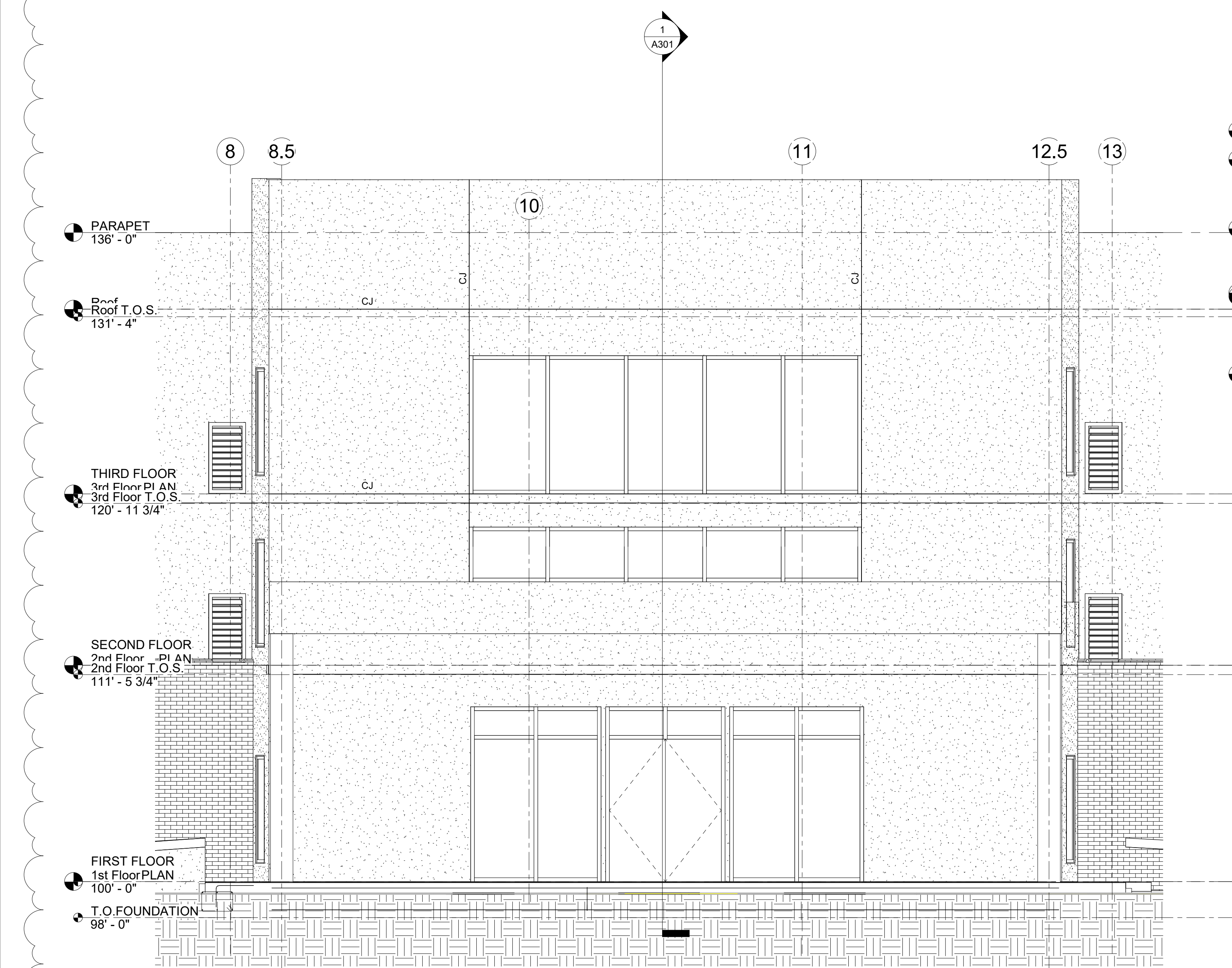
sheet content
OVERALL WEST ELEVATION

A202
 of

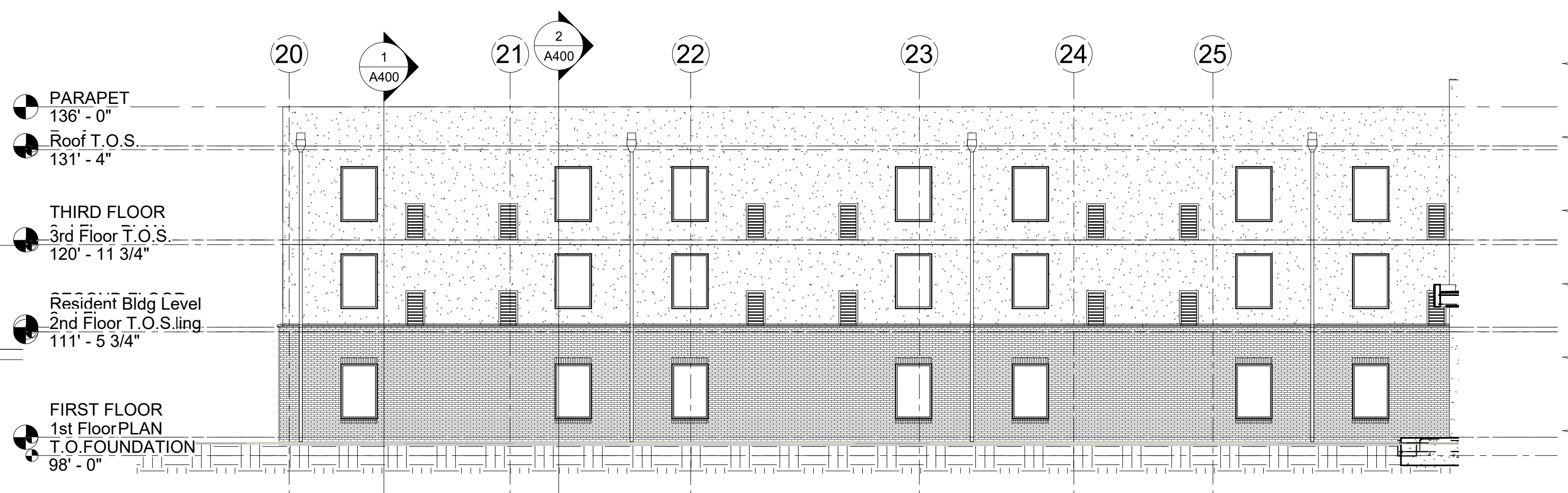




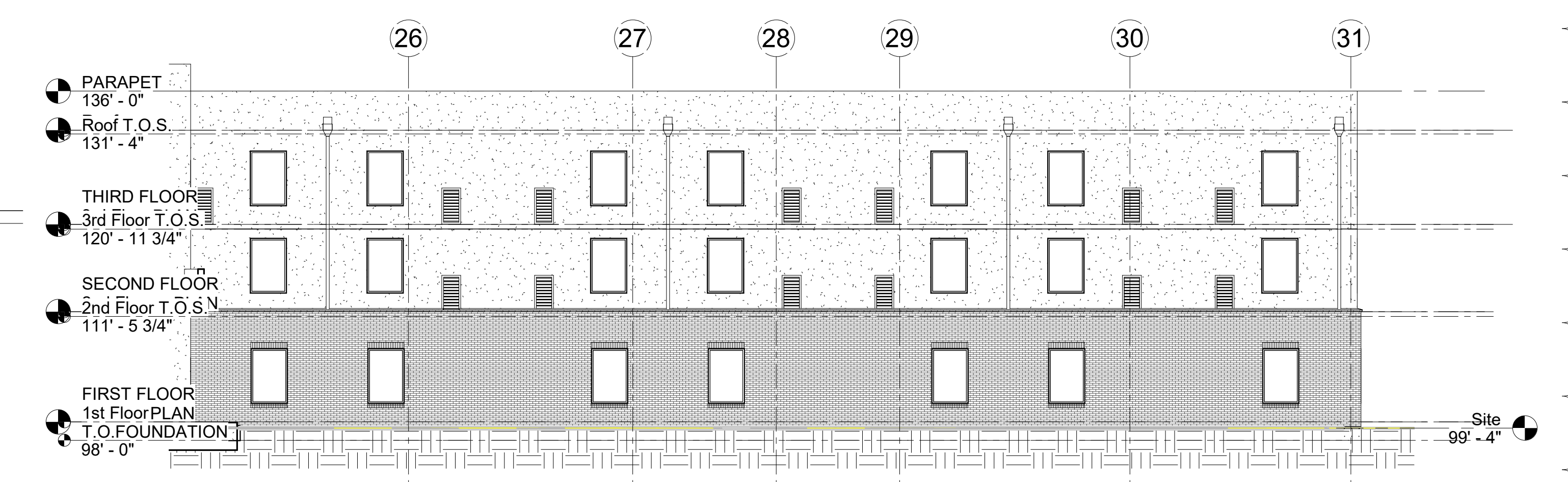
1 South
1" = 10'-0"



2 SOUTH ELEVATION CENTER
1/4" = 1'-0"



3 SOUTH ELEVATION - LEFT SIDE
3/32" = 1'-0"



4 SOUTH ELEVATION - RIGHT SIDE
3/32" = 1'-0"

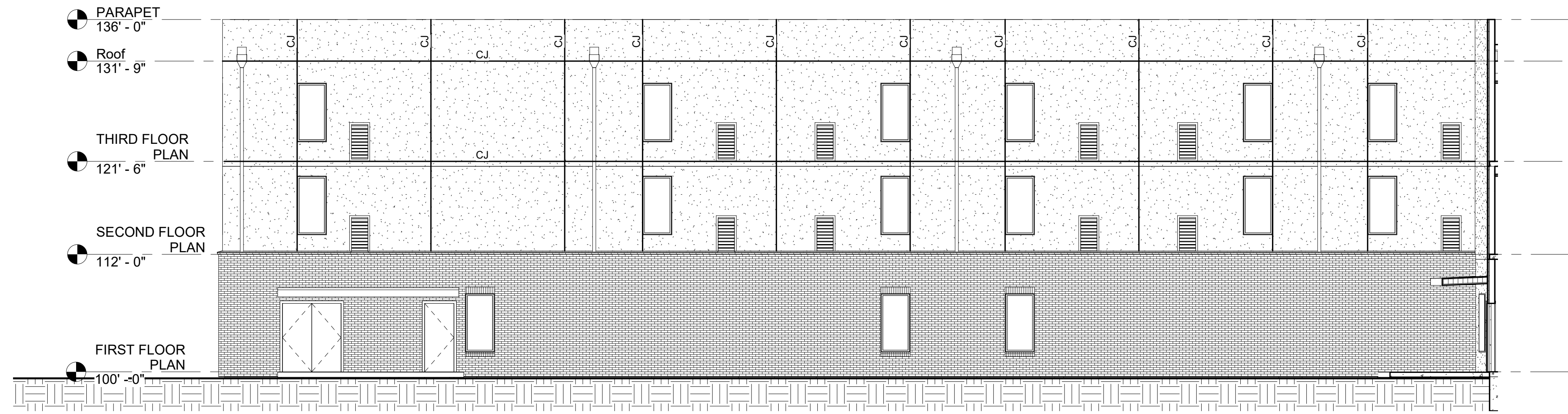


job no.
012018
drawn **JMD**
checked: **JFD**
date: **3/09/20**
for: **CONSTRUCTION**

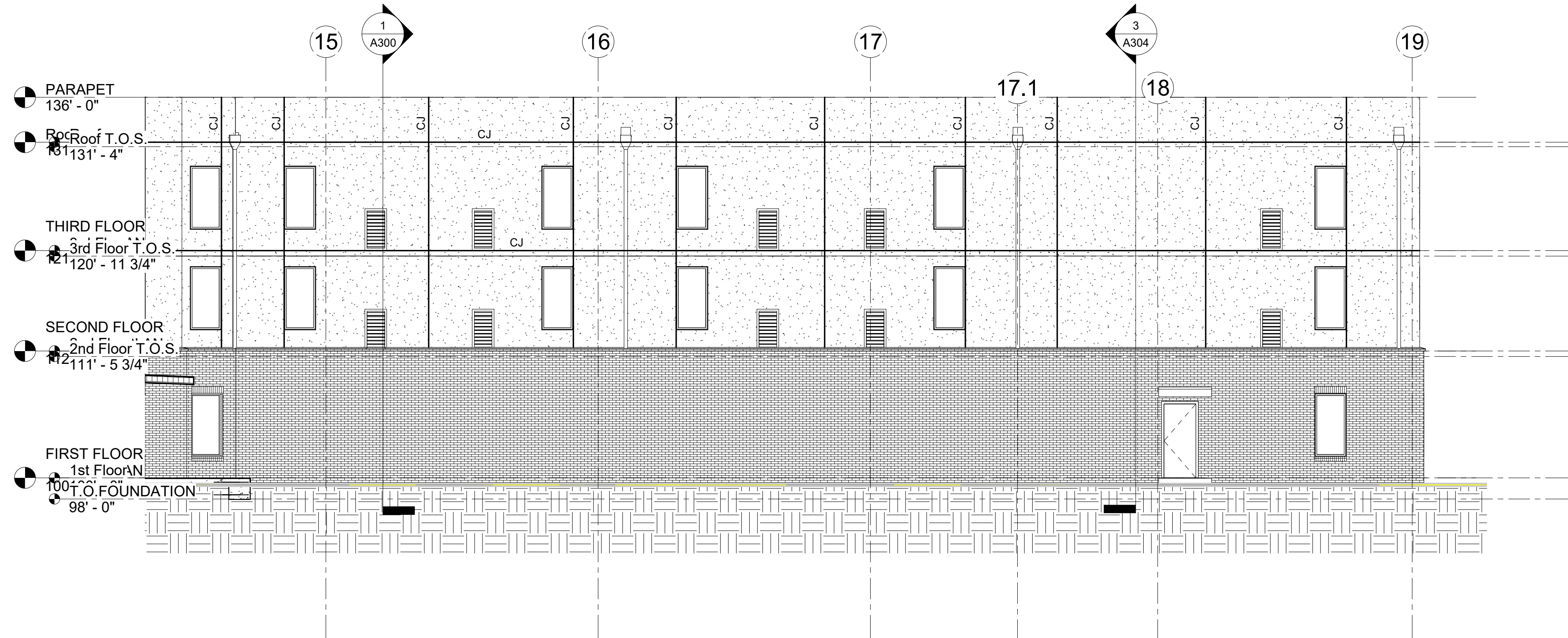
revisions
Addendum 1

sheet content
OVERALL SOUTH ELEVATION

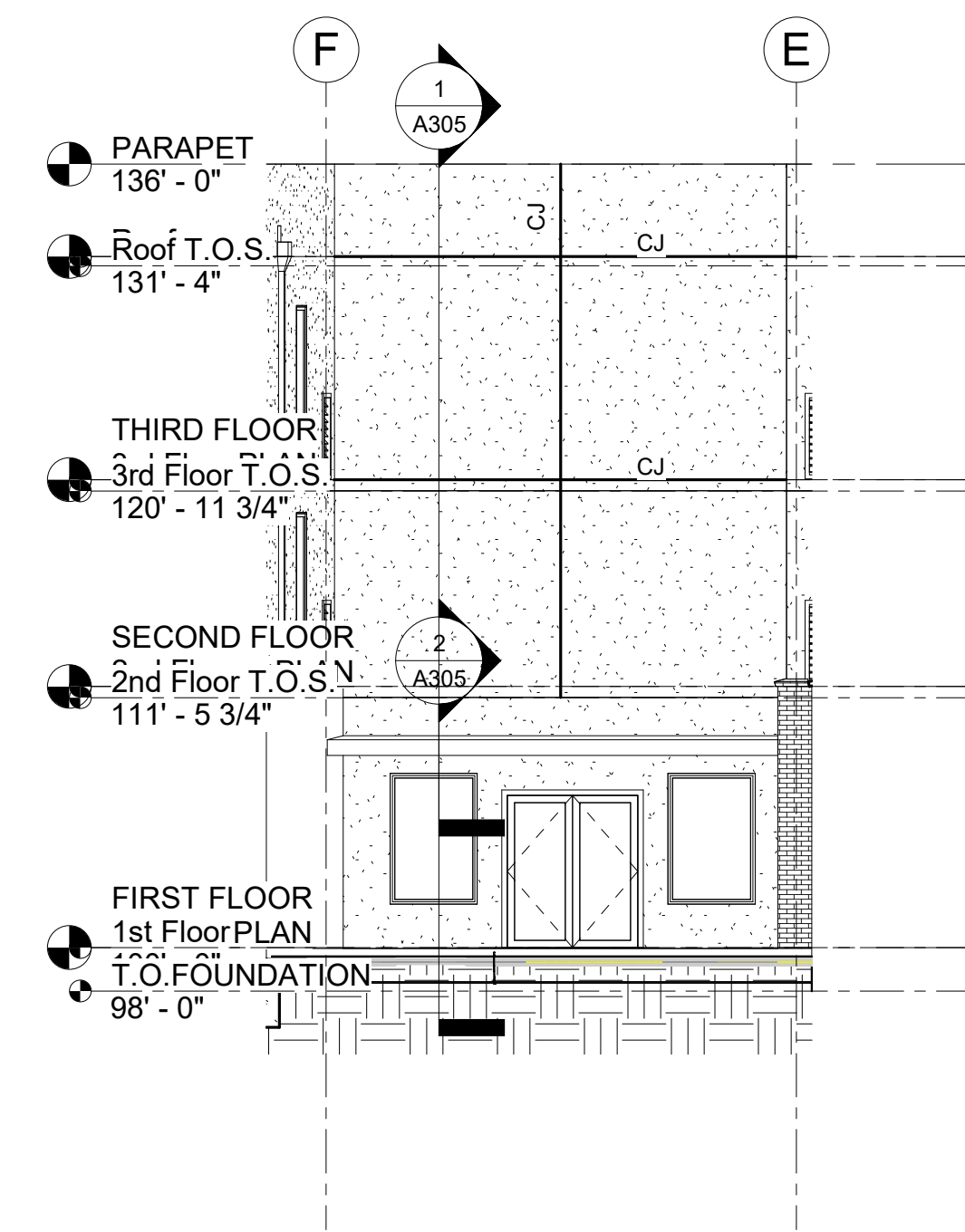
A203
of



① SOUTHEAST COURTYARD - LEFT SIDE
ELEVATION
1/8" = 1'-0"



② SOUTHEAST COURTYARD - RIGHT SIDE
ELEVATION
1/8" = 1'-0"



③ SOUTHEAST COURTYARD - REAR
ELEVATION
1/8" = 1'-0"

St. Luke's Nursing Home
General De Gaulle Drive
New Orleans, LA



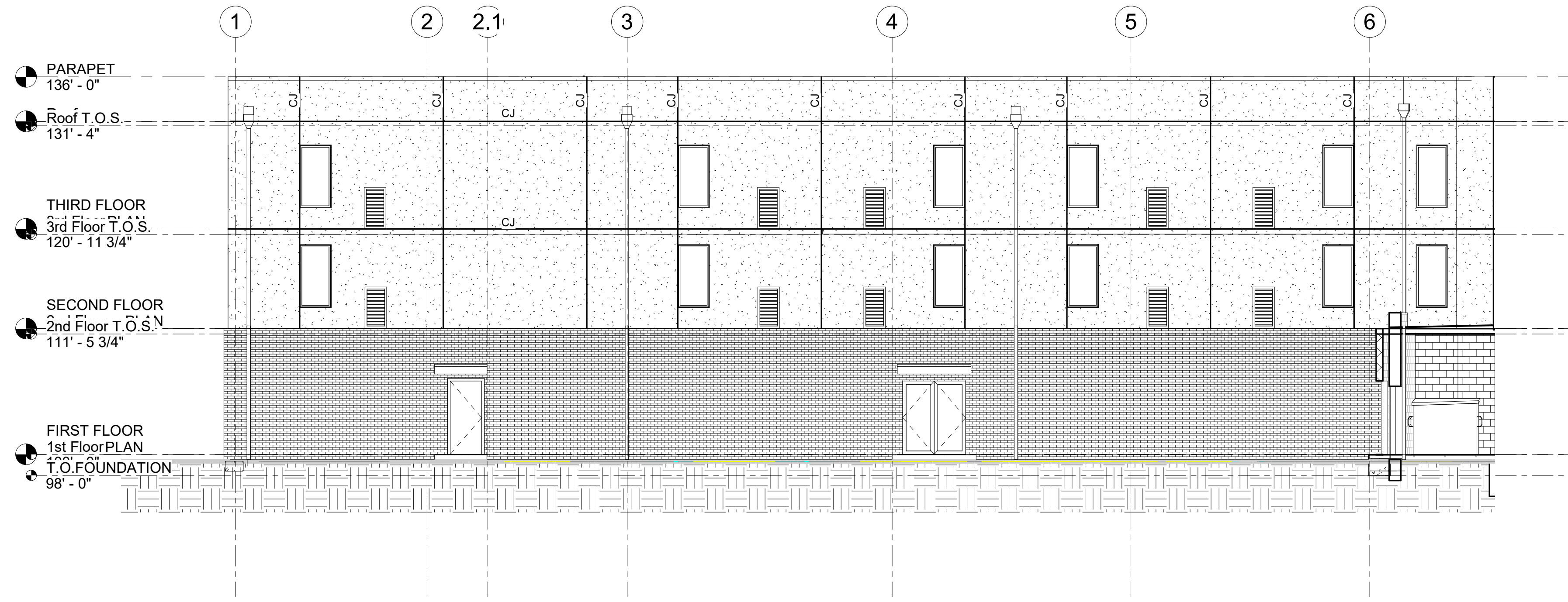
4/15/2020

job no.
012018
drawn **JMD**
checked: **JFD**
date: **3/09/20**
for:
CONSTRUCTION

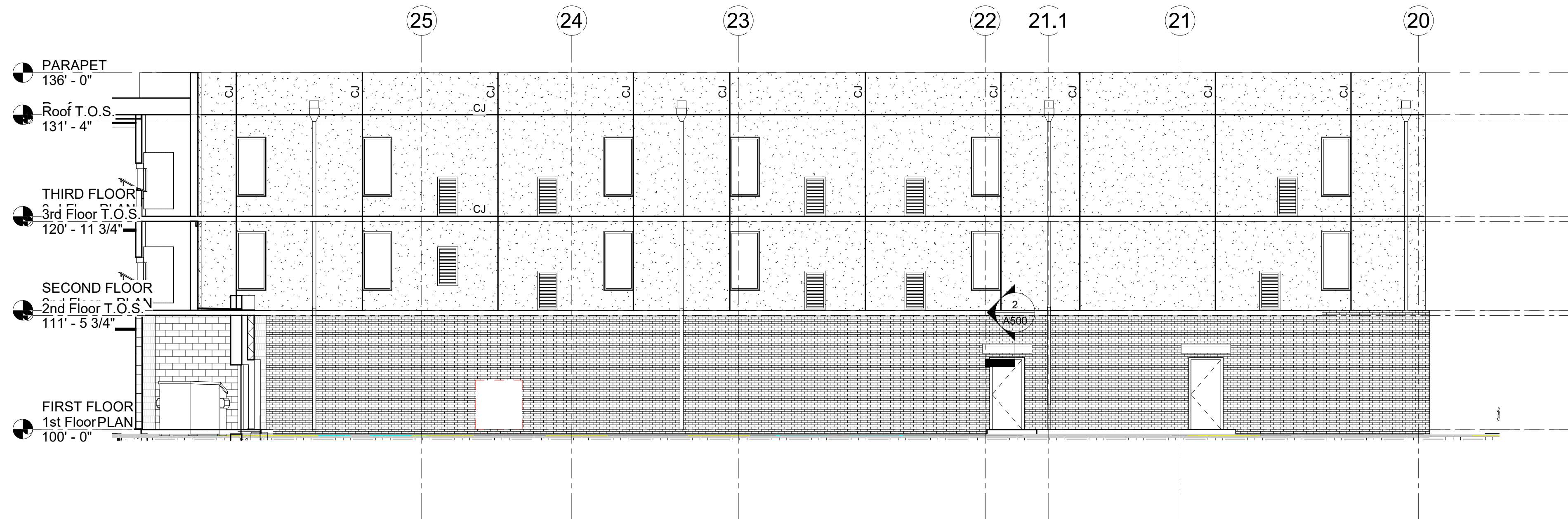
revisions

sheet
content
**South Courtyard
Elevations**

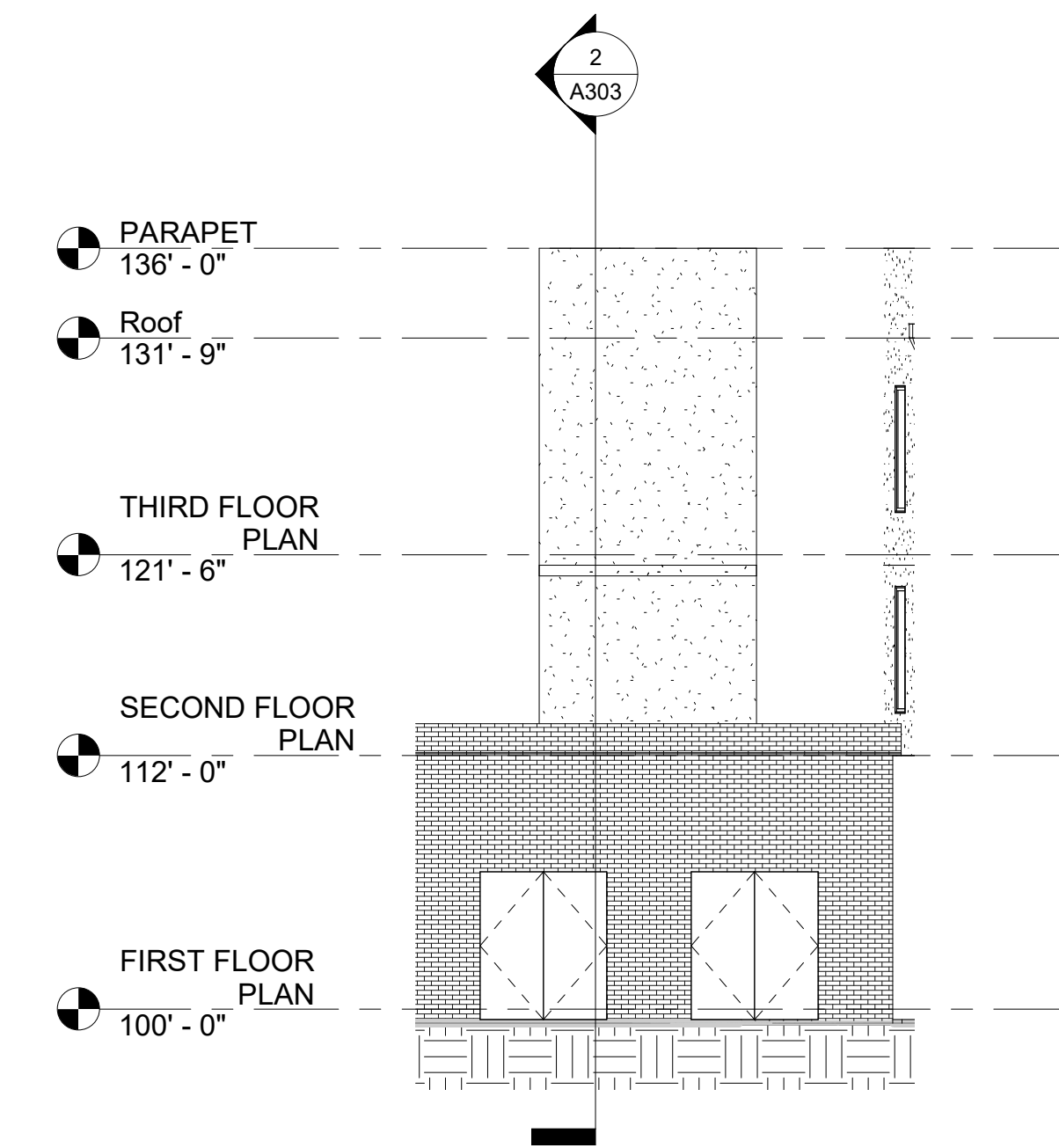
A204
of



1 NORTHWEST COURTYARD - LEFT SIDE
ELEVATION
1/8" = 1'-0"



2 NORTHWEST COURTYARD - RIGHT SIDE
ELEVATION
1/8" = 1'-0"



3 NORTHWEST COURTYARD - REAR
ELEVATION
1/8" = 1'-0"



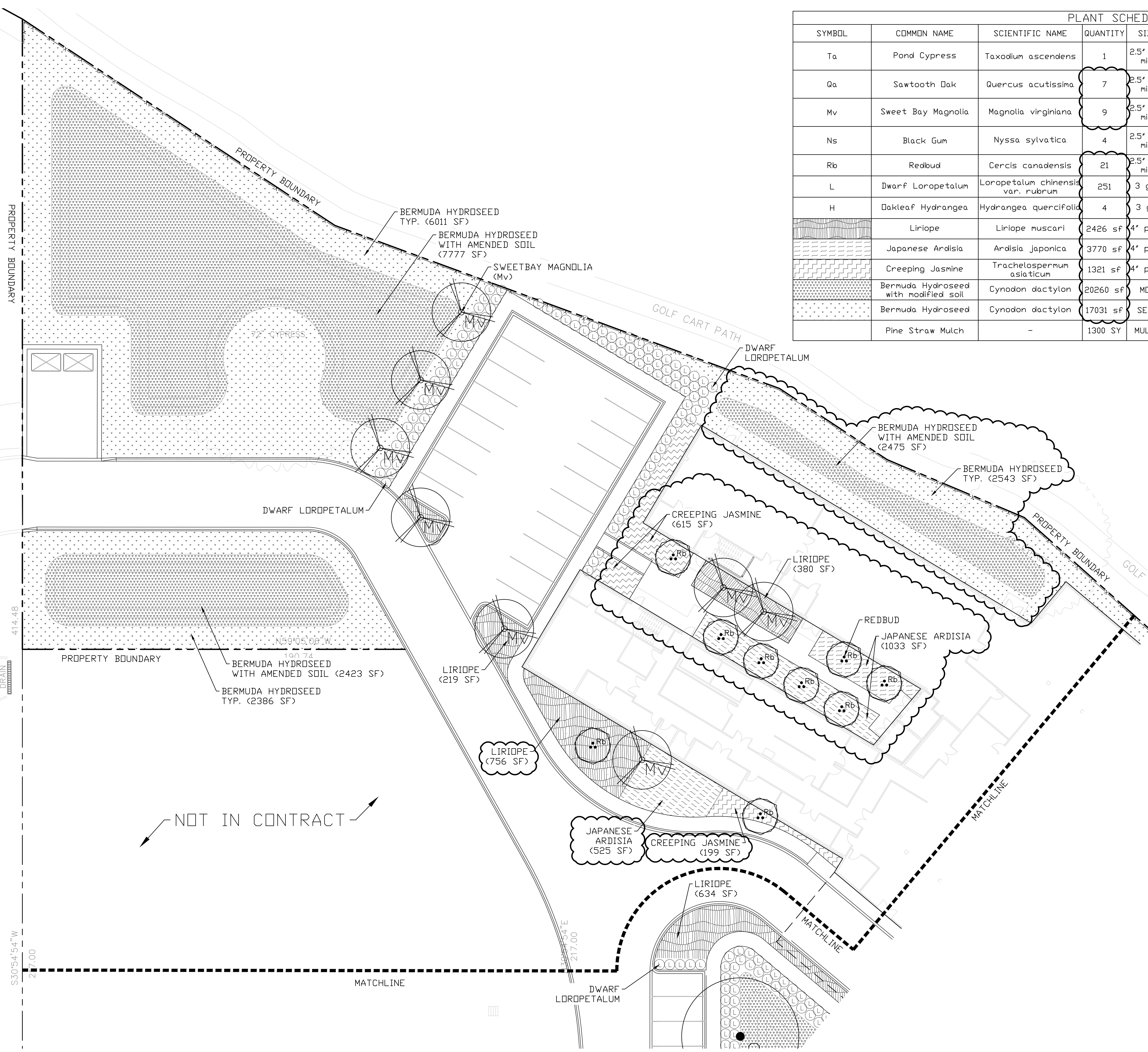
job no.
012018
drawn: JMD
checked: JFD
date: 3/09/20
for:
CONSTRUCTION

revisions

sheet
content
**North Courtyard
Elevations**

A205
of

PLANT SCHEDULE						
SYMBOL	COMMON NAME	SCIENTIFIC NAME	QUANTITY	SIZE	SPACING	NOTES
Ta	Pond Cypress	Taxodium ascendens	1	2.5' cal. min.	-	Single trunk, 12'H, 6.5' min. canopy clearance, dominant leader with 5' min. crotch height
Qa	Sawtooth Oak	Quercus acutissima	7	2.5' cal. min.	30' O.C. min.	Single trunk, 12'H, 6.5' min. canopy clearance, dominant leader with 5' min. crotch height
Mv	Sweet Bay Magnolia	Magnolia virginiana	9	2.5' cal. min.	15' O.C. min.	Single trunk, 12'H, 6.5' min. canopy clearance, dominant leader with 5' min. crotch height
Ns	Black Gum	Nyssa sylvatica	4	2.5' cal. min.	15' O.C. min.	Single trunk, 12'H, 6.5' min. canopy clearance, dominant leader with 5' min. crotch height
Rb	Redbud	Cercis canadensis	21	2.5' cal. min.	12' O.C. min.	Multi-trunk, 10'H, 5' min. canopy clearance
L	Dwarf Loropetalum	Loropetalum chinensis var. rubrum	251	3 gal.	3' O.C.	Full, dense, 36" height minimum, plant as continuous hedge
H	Dakleaf Hydrangea	Hydrangea quercifolia	4	3 gal.	3' O.C.	Full, dense, 36" height minimum, plant as continuous hedge
	Liriope	Liriope muscari	2426 sf	4" pots	6" O.C.	Full, dense, planted as groundcover
	Japanese Ardisia	Ardisia japonica	3770 sf	4" pots	6" O.C.	Full, dense, planted as groundcover
	Creeping Jasmine	Trachelospermum asiaticum	1321 sf	4" pots	10" O.C.	Full, dense, planted as groundcover
	Bermuda Hydroseed with modified soil	Cynodon dactylon	20260 sf	MDD	-	See specifications for soil amendment and seeding requirements
	Bermuda Hydroseed	Cynodon dactylon	17031 sf	SEED	-	See Specifications for Requirements
	Pine Straw Mulch	-	1300 SY	MULCH	-	3" Layer on all planting areas, 1" max. layer over all existing tree roots

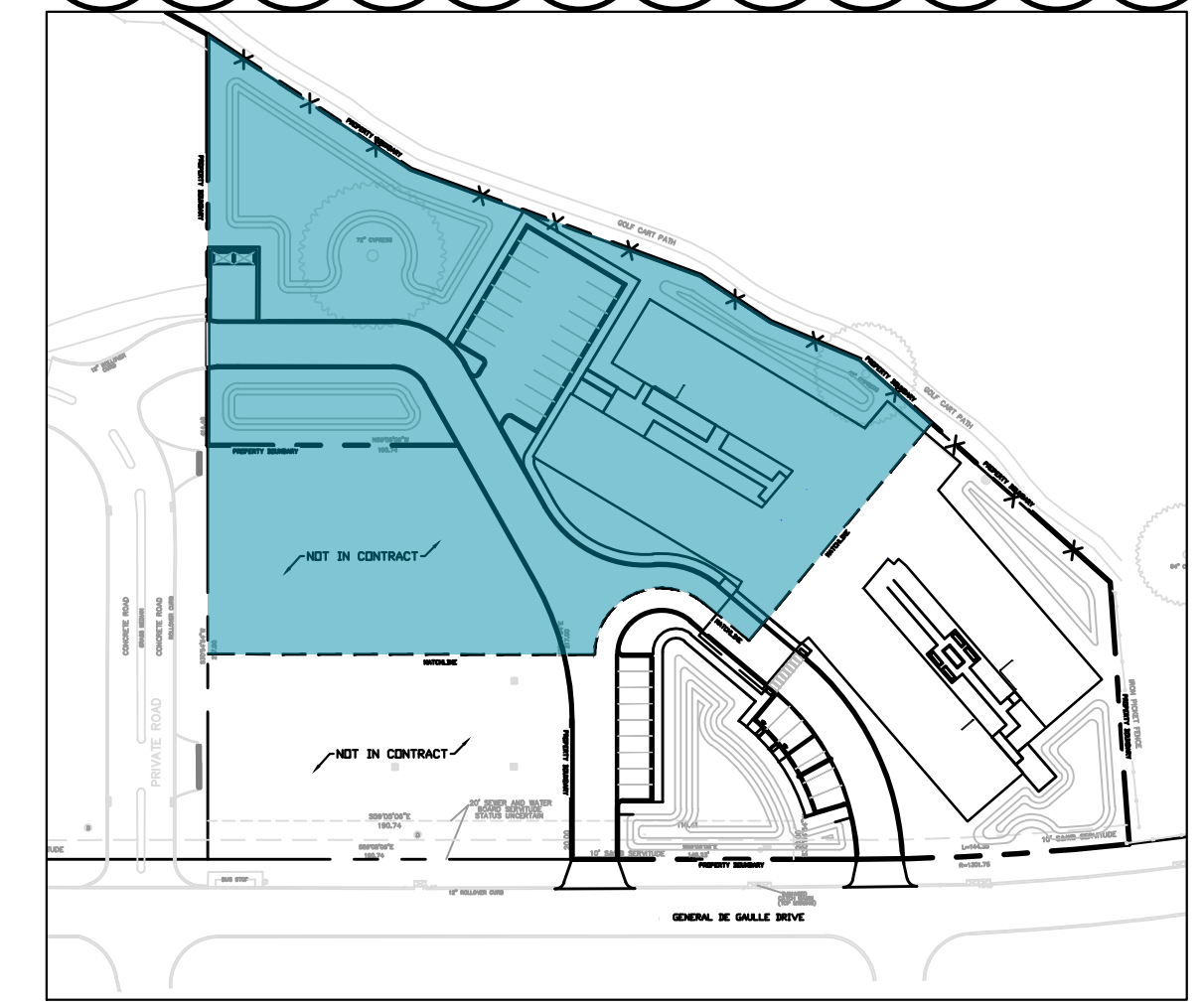


PLANTING NOTES:

- SEE SHEET C1 & C2 FOR INFORMATION REGARDING THE PROTECTION OF EXISTING TREES AND OTHER PLANT MATERIALS
- ALL QUANTITIES PROVIDED IN THE PLANT SCHEDULE ARE FOR REFERENCE ONLY. CONTRACTOR IS TO CONDUCT INDEPENDENT ASSESSMENT IN ORDER DETERMINE QUANTITIES NECESSARY TO MEET DESIGN INTENT.
- INSTALLATION, MAINTENANCE AND WARRANTY PERIOD OF ALL PLANT MATERIALS SHALL BE DONE ACCORDING TO THE STANDARDS SET FORTH BY NEW ORLEANS PARKS AND PARKWAYS:
 - SECTION 32 90 00 PLANTING
 - SECTION 32 92 19 SEEDING
 - SECTION 32 92 23 SODDING
 - SECTION 32 94 13 LANDSCAPE EDGING
 - SECTION 32 91 13 SOIL PREPARATION
- ANY SUBSTITUTION IS MADE TO THE PLANT SPECIES, SIZES, AND SPECIFICATIONS SHOWN ON THIS PLAN MUST BE SUBMITTED TO THE LANDSCAPE ARCHITECT FOR APPROVAL PRIOR TO INSTALLATION.
- BIORETENTION MEDIA:
 - MIX SHALL BE MANUFACTURED FROM OFF-SITE SOURCES. CONTRACTOR SHALL VERIFY SUITABILITY OF MIX TO PRODUCE VIABLE PLANTING SOIL AND PROVIDE DESIRED INFILTRATION RATE BY TESTING AND AMENDING IN ACCORDANCE WITH THE SOIL REPORT UPON APPROVAL BY PARKWAYS AND/OR LANDSCAPE ARCHITECT.
 - UNLESS OTHERWISE INDICATED BIORETENTION MEDIA SHALL BE USED IN ALL PLANTING AREAS, AND SHALL MEET THE FOLLOWING REQUIREMENTS AND CHARACTERISTICS. MIX SHALL CONSIST OF THE FOLLOWING RATIOS BY WETTED VOLUME:
 - 5.2.1. PUMPED SAND: 80% BY VOLUME
 - 5.2.2. SOIL BUILDER: 5% BY VOLUME
 - 5.2.3. PREMIUM COMPOST: 10% BY VOLUME
 - 5.2.4. REBIRTH RAISED BED SOIL, OR EQUIVALENT: 5% BY VOLUME

EXISTING CONDITIONS NOTE:

ALL EXISTING SITE INFORMATION INCLUDING, BUT NOT LIMITED TO, UTILITIES, ROADWAYS, VEGETATION, AND STRUCTURES IS BASED UPON BOUNDARY, TOPOGRAPHIC AND UTILITY SURVEY OF LOTS B AND C MADE FOR ST. MARGARET'S FOUNDATION AT THE REQUEST OF HEATHER MCGOWAN, ATTY. PROVIDED BY GANDOLFO KUHN, LLC DATED NOV, 8, 2019.

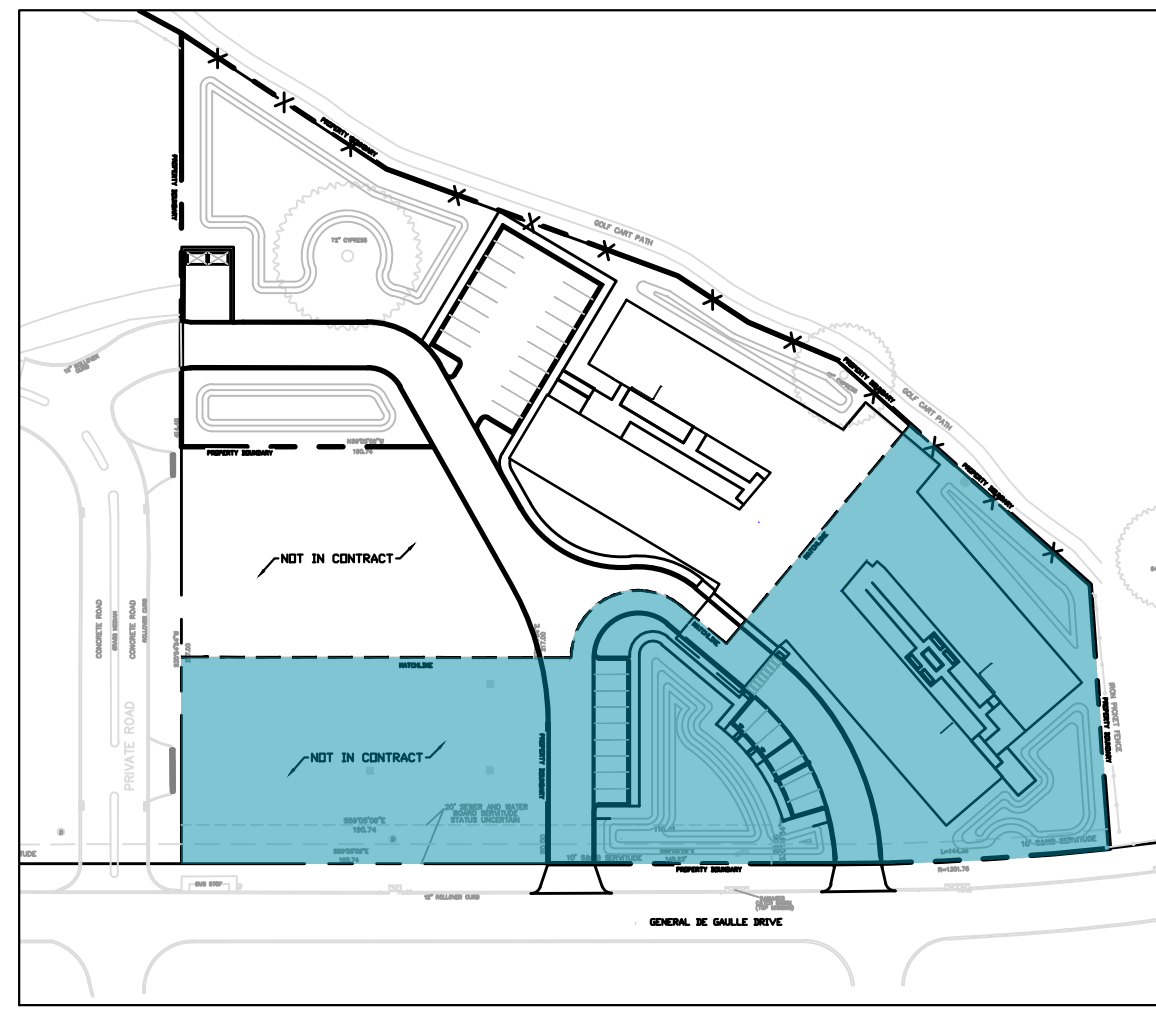


REVISIONS		
NO.	DESCRIPTION	DATE
1	RF1 3	4/6/20

CHECKED BY: JMS
DRAWN BY: AD
DATE: 03/09/2020
ISSUE: CONSTRUCTION SET

SHEET TITLE
PLANTING PLAN

SHEET NUMBER
L1



KEY MAP
SCALE: 1"=100'

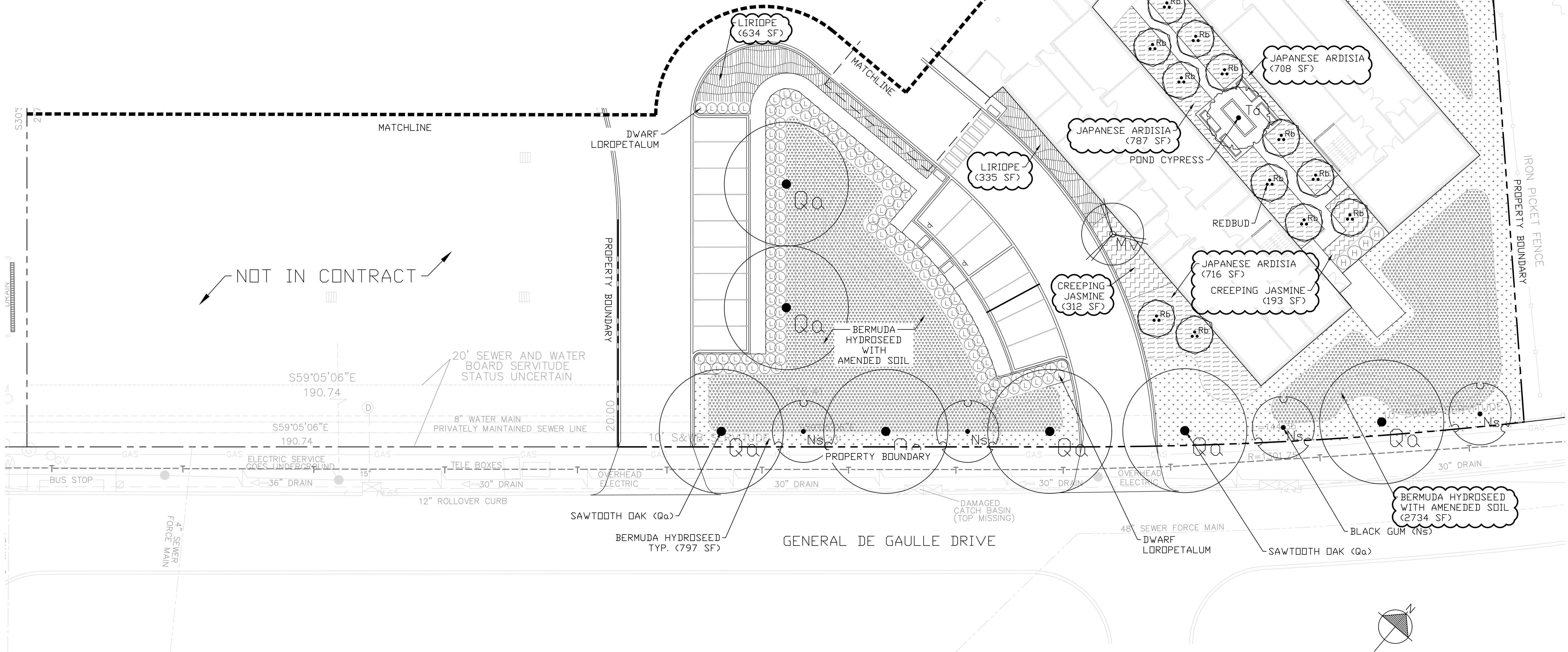
EXISTING CONDITIONS NOTE:

ALL EXISTING SITE INFORMATION INCLUDING, BUT NOT LIMITED TO, UTILITIES, ROADWAYS, VEGETATION, AND STRUCTURES IS BASED UPON BOUNDARY, TOPOGRAPHIC AND UTILITY SURVEY OF LOTS B AND C MADE FOR ST. MARGARET'S FOUNDATION AT THE REQUEST OF HEATHER MCGOWAN, ATTY. PROVIDED BY GANDOLFO KUHN, LLC DATED NOV. 8, 2019.

PLANT SCHEDULE						
SYMBOL	COMMON NAME	SCIENTIFIC NAME	QUANTITY	SIZE	SPACING	NOTES
Ta	Pond Cypress	Taxodium ascendens	1	2.5' cal. min.	-	Single trunk, 12'H, 6.5' min. canopy clearance, dominant leader with 5' min. crotch height
Qa	Sawtooth Oak	Quercus acutissima	7	2.5' cal. min.	30' D.C. min.	Single trunk, 12'H, 6.5' min. canopy clearance, dominant leader with 5' min. crotch height
Mv	Sweet Bay Magnolia	Magnolia virginiana	9	2.5' cal. min.	15' D.C. min.	Single trunk, 12'H, 6.5' min. canopy clearance, dominant leader with 5' min. crotch height
Ns	Black Gum	Nyssa sylvatica	4	2.5' cal. min.	15' D.C. min.	Single trunk, 12'H, 6.5' min. canopy clearance, dominant leader with 5' min. crotch height
Rb	Redbud	Cercis canadensis	21	2.5' cal. min.	12' D.C. min.	Multi-trunk, 10'H, 5' min. canopy clearance
L	Dwarf Loropetalum	Loropetalum chinensis var. rubrum	251	3 gal.	3' D.C.	full, dense, 36" height minimum, plant as continuous hedge
H	Oakleaf Hydrangea	Hydrangea quercifolia	4	3 gal.	3' D.C.	full, dense, 36" height minimum, plant as continuous hedge
	Liriope	Liriope muscari	2426 sf	4" pots	6' D.C.	full, dense, planted as groundcover
	Japanese Ardisia	Ardisia japonica	3770 sf	4" pots	6' D.C.	full, dense, planted as groundcover
	Creeping Jasmine	Trachelospermum asiaticum	1321 sf	4" pots	10' D.C.	full, dense, planted as groundcover
	Bermuda Hydroseed with modified soil	Cynodon dactylon	20260 sf	MDD	-	See specifications for soil amendment and seeding requirements
	Bermuda Hydroseed	Cynodon dactylon	17031 sf	SEED	-	See Specifications for Requirements
	Pine Straw Mulch	-	1300 SY	MULCH	-	3" Layer on all planting areas, 1" max. layer over all existing tree roots

PLANTING NOTES:

- SEE SHEET C1 & C2 FOR INFORMATION REGARDING THE PROTECTION OF EXISTING TREES AND OTHER PLANT MATERIALS
- SEE SHEET L1 FOR NOTES AND REQUIREMENTS RELATED TO PLANTING WORK



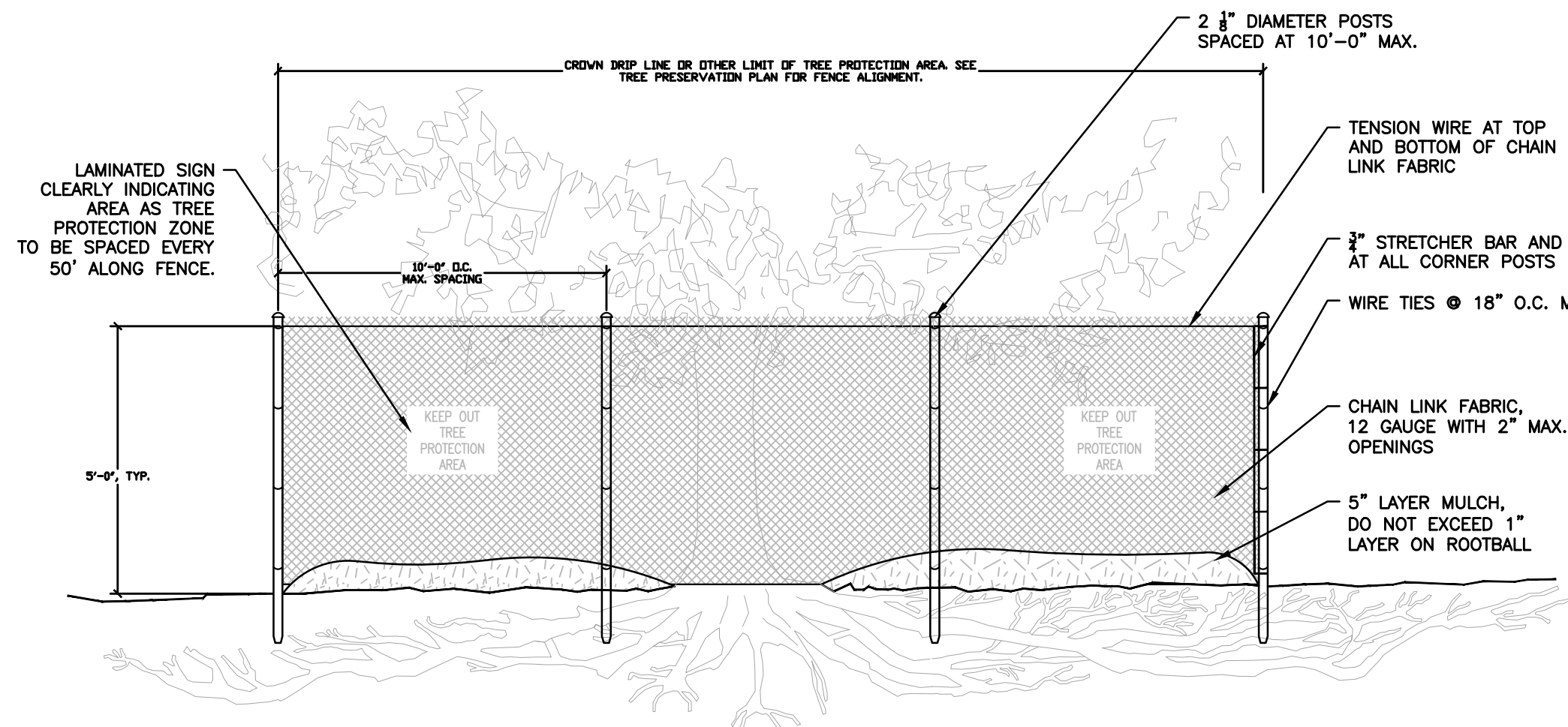
REVISIONS		
NO.	DESCRIPTION	DATE
1	RF1 3	4/6/20

CHECKED BY: JMS
DRAWN BY: AD
DATE: 03/09/2020
ISSUE: CONSTRUCTION SET

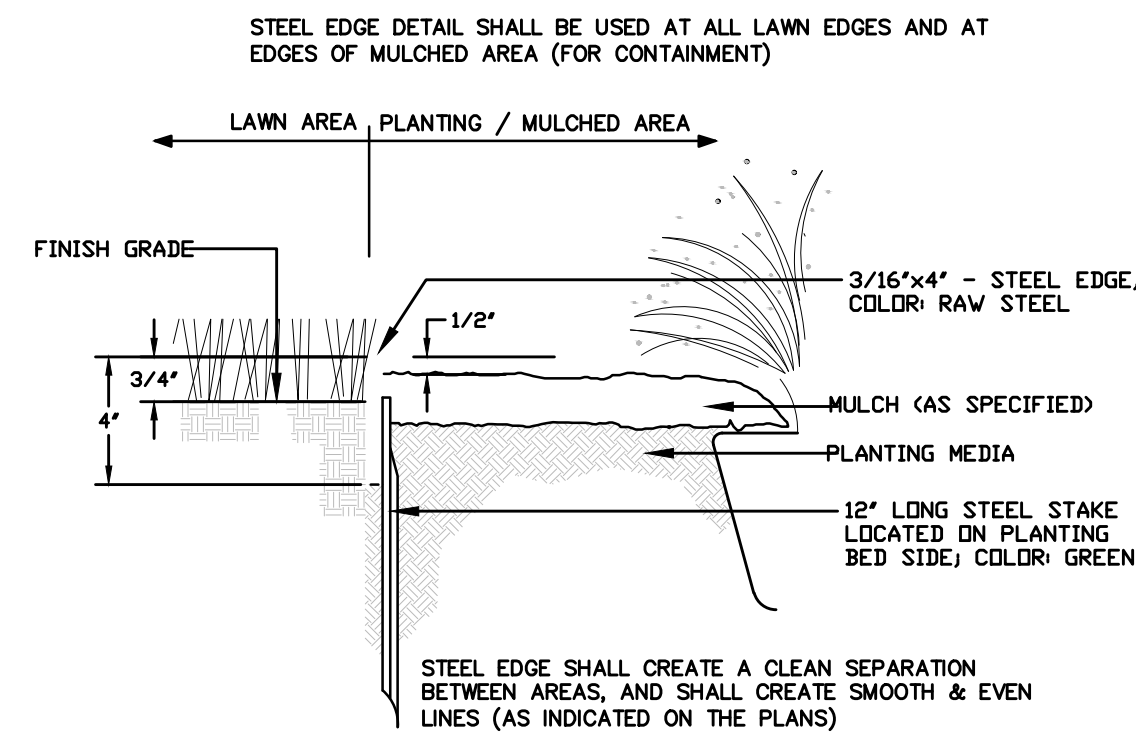
SHEET TITLE
PLANTING PLAN

SHEET NUMBER
L2

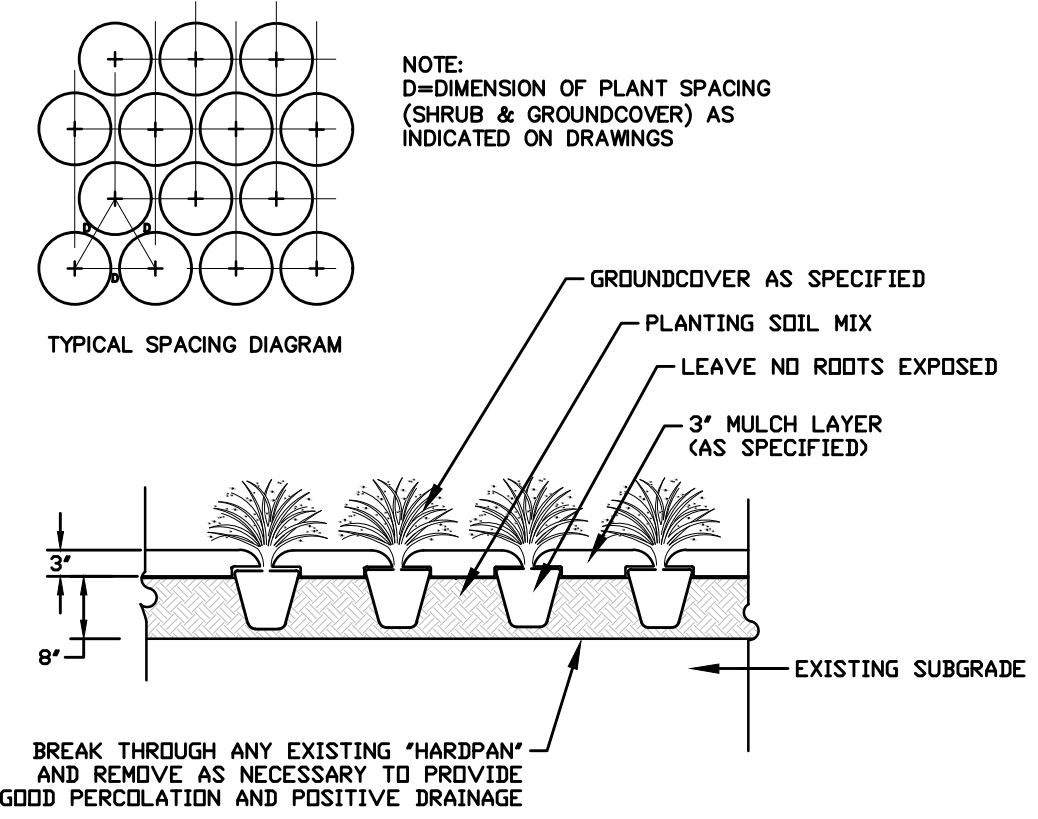
- NOTES:
- SEE SPECIFICATIONS FOR ADDITIONAL TREE PROTECTION REQUIREMENTS.
 - IF THERE IS NO EXISTING IRRIGATION, SEE SPECIFICATIONS FOR WATERING REQUIREMENTS.
 - NO PRUNING SHALL BE PERFORMED EXCEPT BY APPROVED ARBORIST.
 - NO EQUIPMENT SHALL OPERATE INSIDE THE PROTECTIVE FENCING INCLUDING DURING FENCE INSTALLATION AND REMOVAL. SEE SITE PREPARATION PLAN FOR ANY MODIFICATIONS WITH THE TREE PROTECTION AREA.



1 TREE PROTECTION FENCE
C1 | L3 NOT TO SCALE

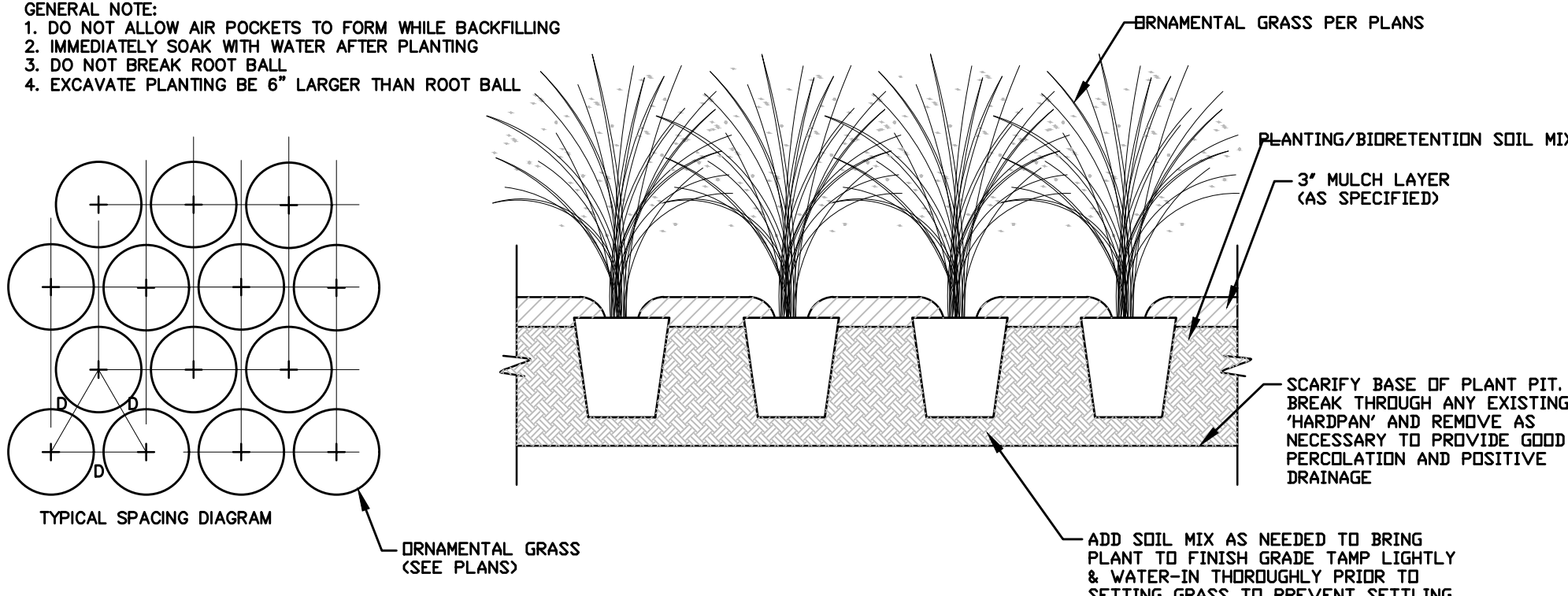


2 EDGING DETAIL
C3 | L3 NOT TO SCALE

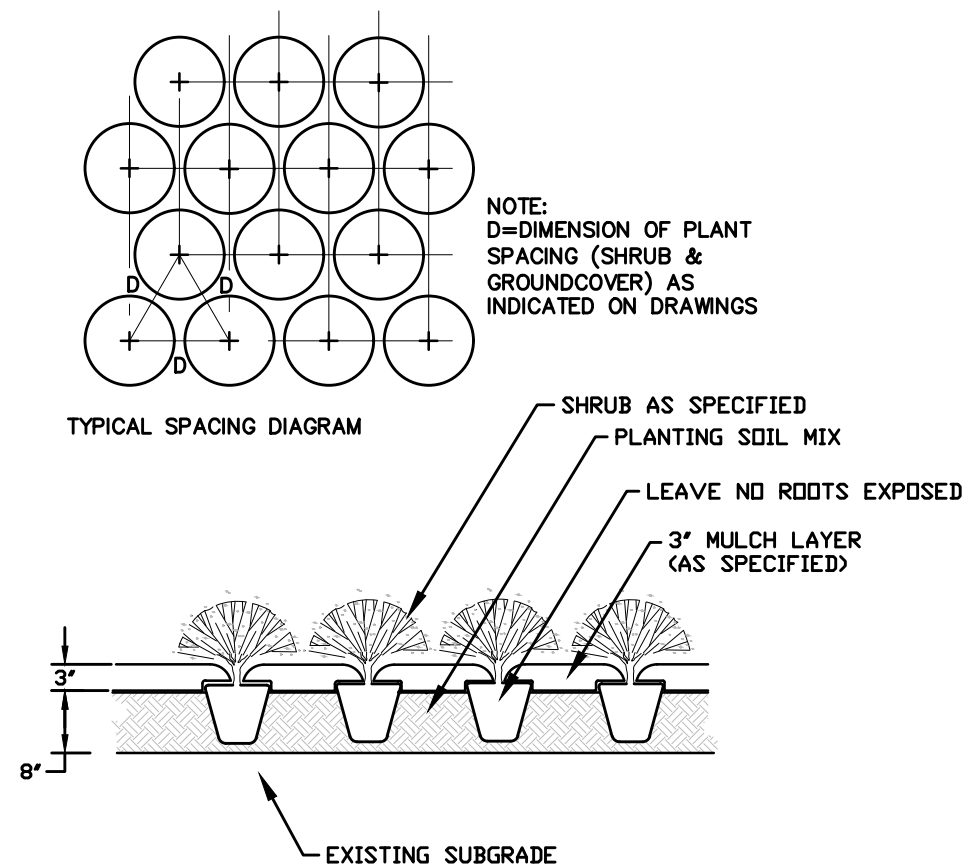


3 GROUNDCOVER PLANTING
L1 | L3 NOT TO SCALE

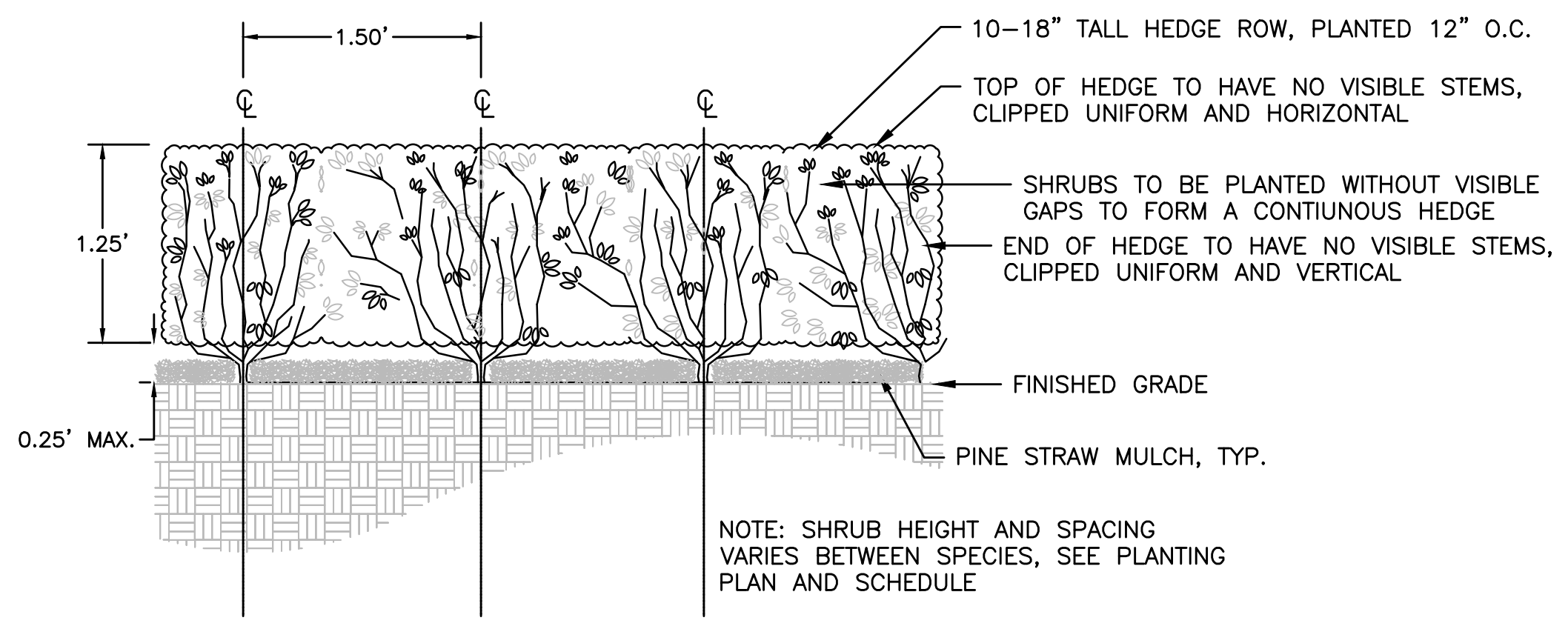
- NOTE: D = DIMENSION OF PLANT SPACING (SHRUB & GROUNDCOVER) AS INDICATED ON DRAWINGS
- GENERAL NOTE:
- DO NOT ALLOW AIR POCKETS TO FORM WHILE BACKFILLING
 - IMMEDIATELY SOAK WITH WATER AFTER PLANTING
 - DO NOT BREAK ROOT BALL
 - EXCAVATE PLANTING BE 6\"/>



4 ORNAMENTAL GRASS PLANTING
L1 | L3 NOT TO SCALE

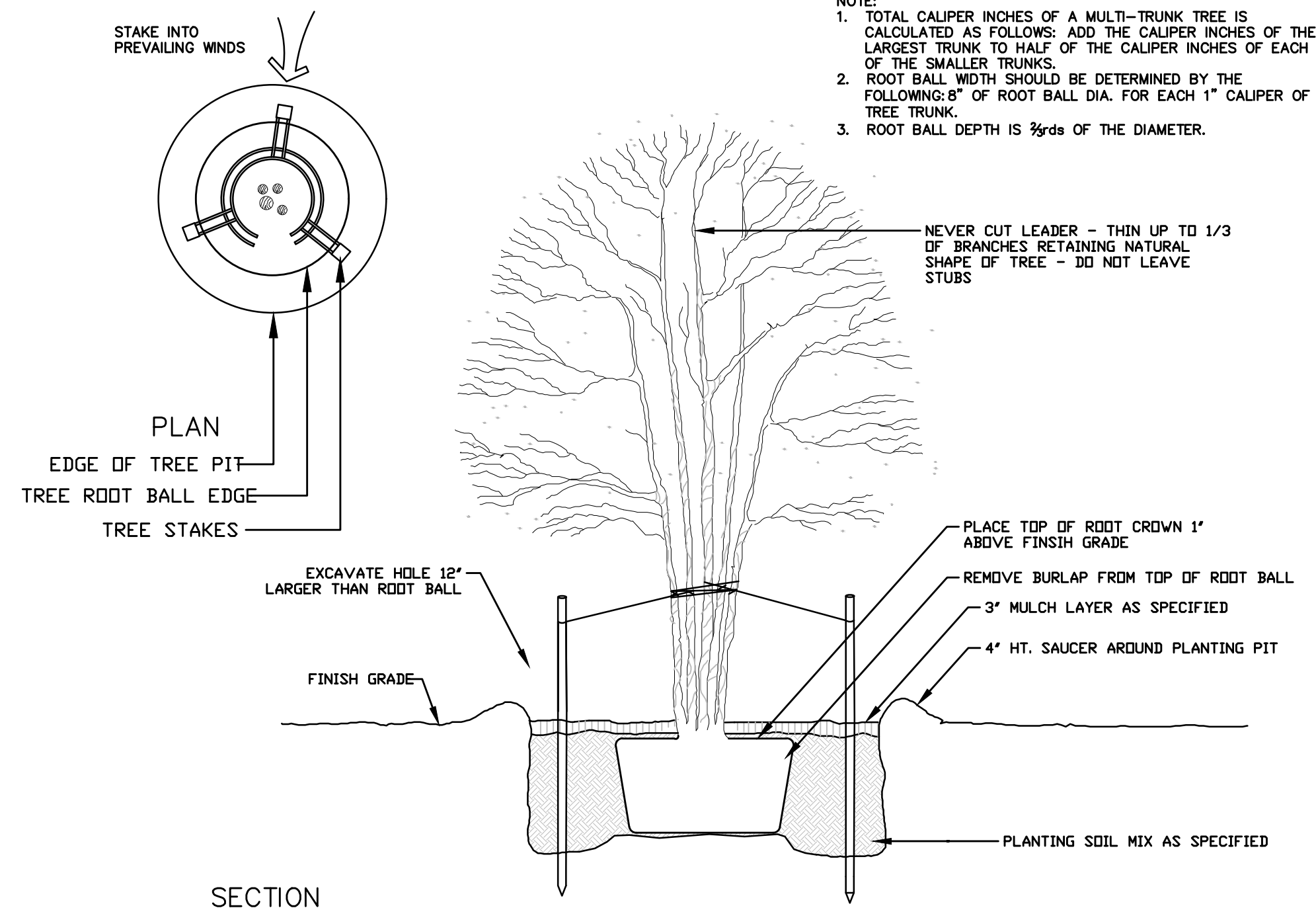


5 SHRUB PLANTING
L1 | L3 NOT TO SCALE



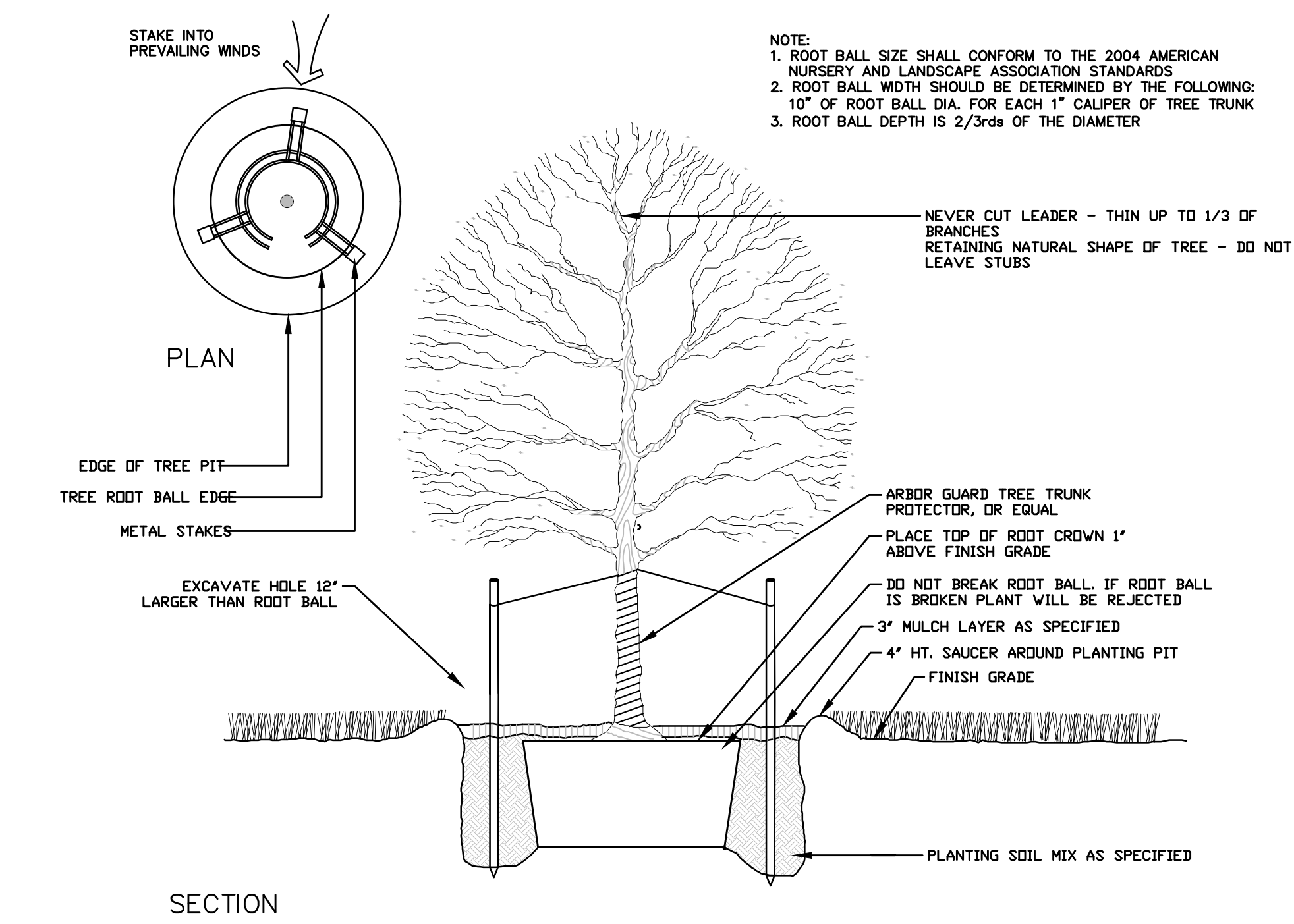
6 HEDGE PLANTING DETAIL
L1 | L3 NOT TO SCALE

- NOTE:
- TOTAL CALIPER INCHES OF A MULTI-TRUNK TREE IS CALCULATED AS FOLLOWS: ADD THE CALIPER INCHES OF THE LARGEST TRUNK TO HALF OF THE CALIPER INCHES OF EACH OF THE SMALLER TRUNKS.
 - ROOT BALL WIDTH SHOULD BE DETERMINED BY THE FOLLOWING: 8\"/>



7 MULTI-TRUNK TREE PLANTING
L1 | L3 NOT TO SCALE

- NOTE:
- ROOT BALL SIZE SHALL CONFORM TO THE 2004 AMERICAN NURSERY AND LANDSCAPE ASSOCIATION STANDARDS
 - ROOT BALL WIDTH SHOULD BE DETERMINED BY THE FOLLOWING: 10\"/>



8 SINGLE TRUNK TREE PLANTING
L1 | L3 NOT TO SCALE



REVISIONS		
NO.	DESCRIPTION	DATE
1	RF1 3	4/6/20

CHECKED BY: JMS
DRAWN BY: AD
DATE: 03/09/2020
ISSUE:
CONSTRUCTION SET

SHEET TITLE
DETAILS

SHEET NUMBER
L3

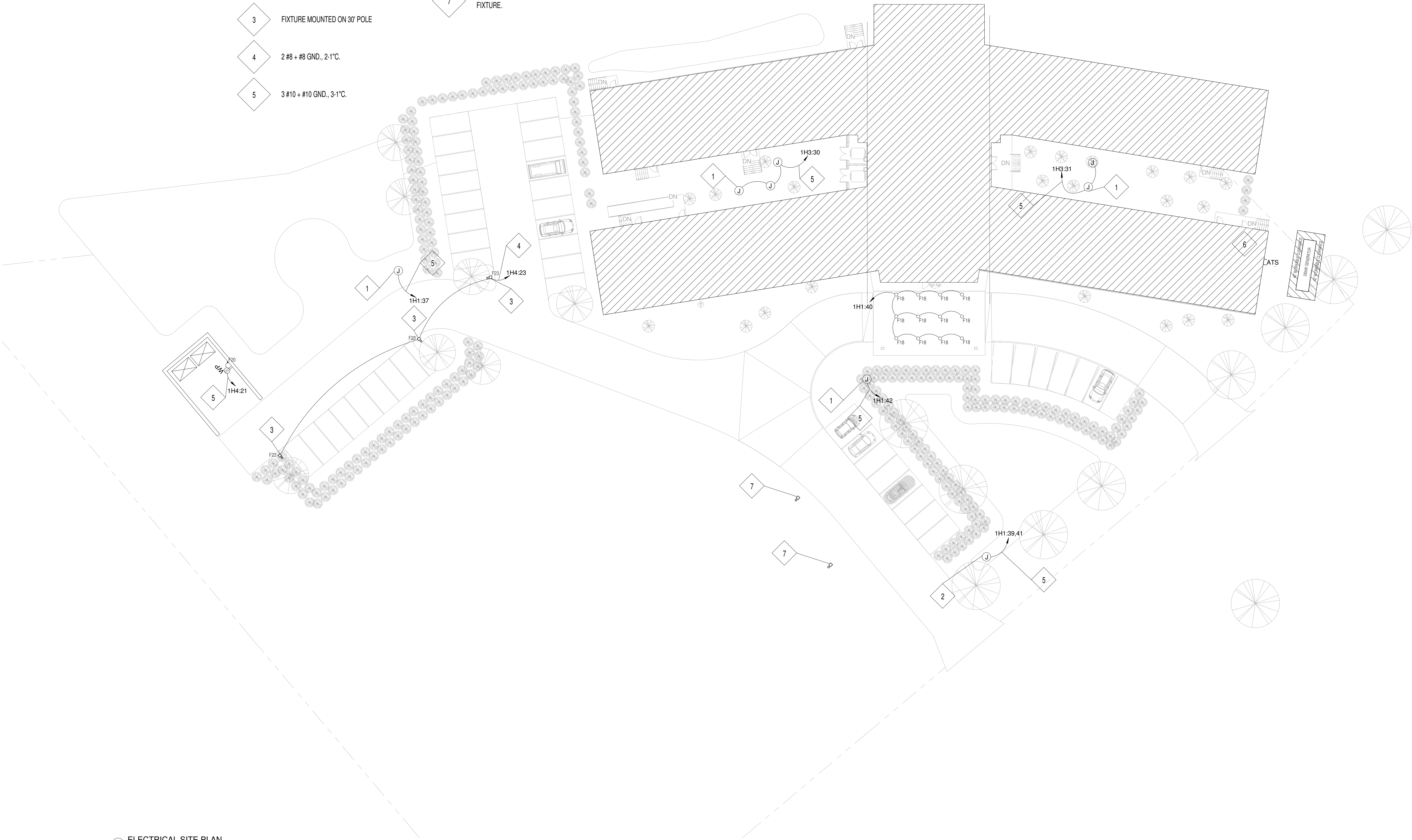
E100 GENERAL NOTES:

- UNLESS OTHERWISE NOTED ALL HOUSE PANEL CIRCUIT CONDUCTORS SHALL BE #12 AWG.

E100 SPECIFIC NOTES:

- JUNCTION BOX PROVIDED FOR POWER TO LANDSCAPE LIGHTING.
- JUNCTION BOX FOR POWER TO SIGN.
- FIXTURE MOUNTED ON 30' POLE
- 2 #8 + #8 GND., 2-1" C.
- 3 #10 + #10 GND., 3-1" C.

- ROUTE UNDERGROUND FOR POWER AND COMMUNICATION TO UTILITY SERVICE LOCATION IN MAIN ELECTRICAL ROOM. VERIFY UTILITY COMPANY REQUIREMENTS PRIOR TO INSTALLATION. SEE ONE LINE DIAGRAM FOR SIZES.
- REUSE AND REPOSITION EXISTING POLE AND FIXTURE.




1 ELECTRICAL SITE PLAN
3/64" = 1'-0"

Northside Electric, Inc.

2520 METAIRIE LAWN DR. METAIRIE, LA 70002
PHONE (504) 831-7730 FAX (504) 834-0476

This drawing has not been published and is sole property of Northside Electric, Inc. and is lent to the borrower for his confidential use only. In consideration of the loan of this drawing, the borrower promises and agrees to return it upon request and agrees that it shall not be reproduced, copied, lent or otherwise disposed of directly or indirectly, nor used for any purpose other than that for which it is specifically furnished. Furthermore, these prints intended for design build use only. They are intended for construction by Northside Electric, Inc. only. Any construction by other contractors without written and notarized permission from Northside Electric, Inc. will void any design liability and subject the contractor and owner to legal damages.

St. Lukes Nursing Home
4711 General De Gaulle Dr.
New Orleans, LA 70131




job no. **1**
drawn: **AP3/JBB**
checked: **LBJ**
date: **03/10/2020**
for: **CD SET**

revisions

sheet content
ELECTRICAL SITE PLAN

E100

St. Lukes Nursing Home
4711 General De Gaulle Dr.
New Orleans, LA 70131



job no.

drawn: AP3/JBB

checked: LBJ

date: 03/10/2020

for: CD SET

revisions

sheet content

FIRST FLOOR LIGHTING PLAN

E201

of

of

of

of

of

of

of

of

of

of

of

of

of

of

of

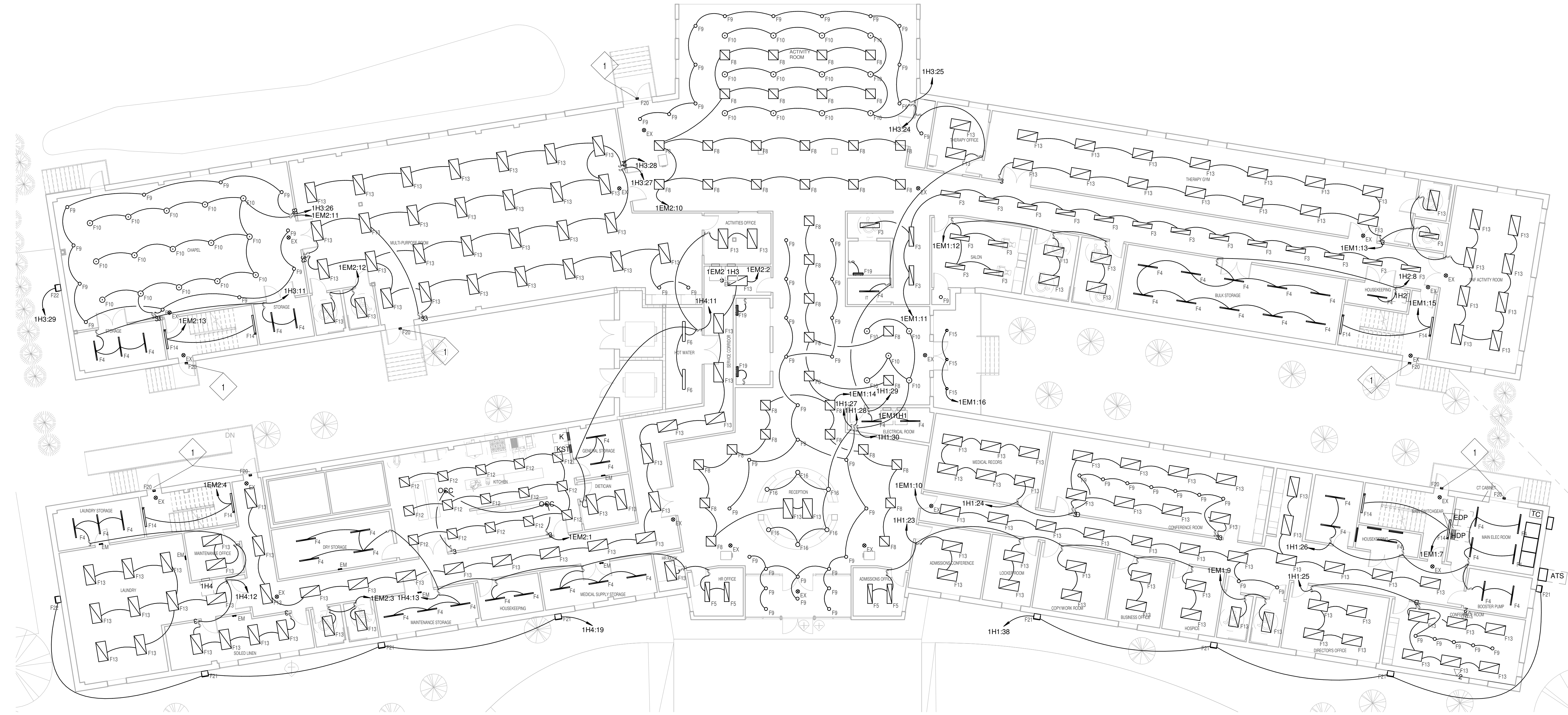
John F. Dalton Jr., AIA LEED AP, Architect 1242 Aljo Ave. Marrero, LA 70072 - jdalton@daltonarchitects.com - 504-782-5705

E201 GENERAL NOTES:

1. UNLESS OTHERWISE NOTED ALL HOUSE PANEL CIRCUIT CONDUCTORS SHALL BE #12 AWG.
2. EXIT AND EMERGENCY FIXTURES TO BE ELECTRICALLY CONNECTED TO NEAREST UNSWITCHED CIRCUIT CONDUCTOR.
3. ELEVATOR PIT LIGHTS (F19) TO BE ON CIRCUIT WITH GFI IN ELEVATOR PIT.

E201 SPECIFIC NOTES:

1 FIXTURE TO BE FED FROM NEAREST UNSWITCHED EMERGENCY CIRCUIT. FIXTURE TO BE CONTROLLED BY A PHOTOCELL.



1 FIRST FLOOR LIGHTING PLAN
3/32" = 1'-0"

Northside Electric, Inc.
2520 METAIRIE LAWN DR. METAIRIE, LA 70002
PHONE: (504) 831-7730 FAX: (504) 834-0476


This drawing has not been published and is sole property of Northside Electric, Inc. and is lent to the borrower for his confidential use only. In consideration of the loan of this drawing, the borrower promises and agrees to return it upon request and agrees that it shall not be reproduced, copied, lent or otherwise disposed of directly or indirectly, nor used for any purpose other than that for which it is specifically furnished. Furthermore, these prints intended for design build use only. They are intended for construction by Northside Electric, Inc. only. Any construction by other contractors without written and notarized permission from Northside Electric, Inc. will void any design liability and subject the contractor and owner to legal damages.

BUILDING SIGN TO BE WALL-MOUNTED, ILLUMINATED CABINET SIGN



1 STREET SIGN ELEVATION
SIGN SCALE: 3/8" = 1'-0"

STREET SIGN TO BE DOUBLE-SIDED, ILLUMINATED, FREE-STANDING CABINET SIGN



4/15/2020

PARAPET
136' - 0"

ROOF
133' - 0"

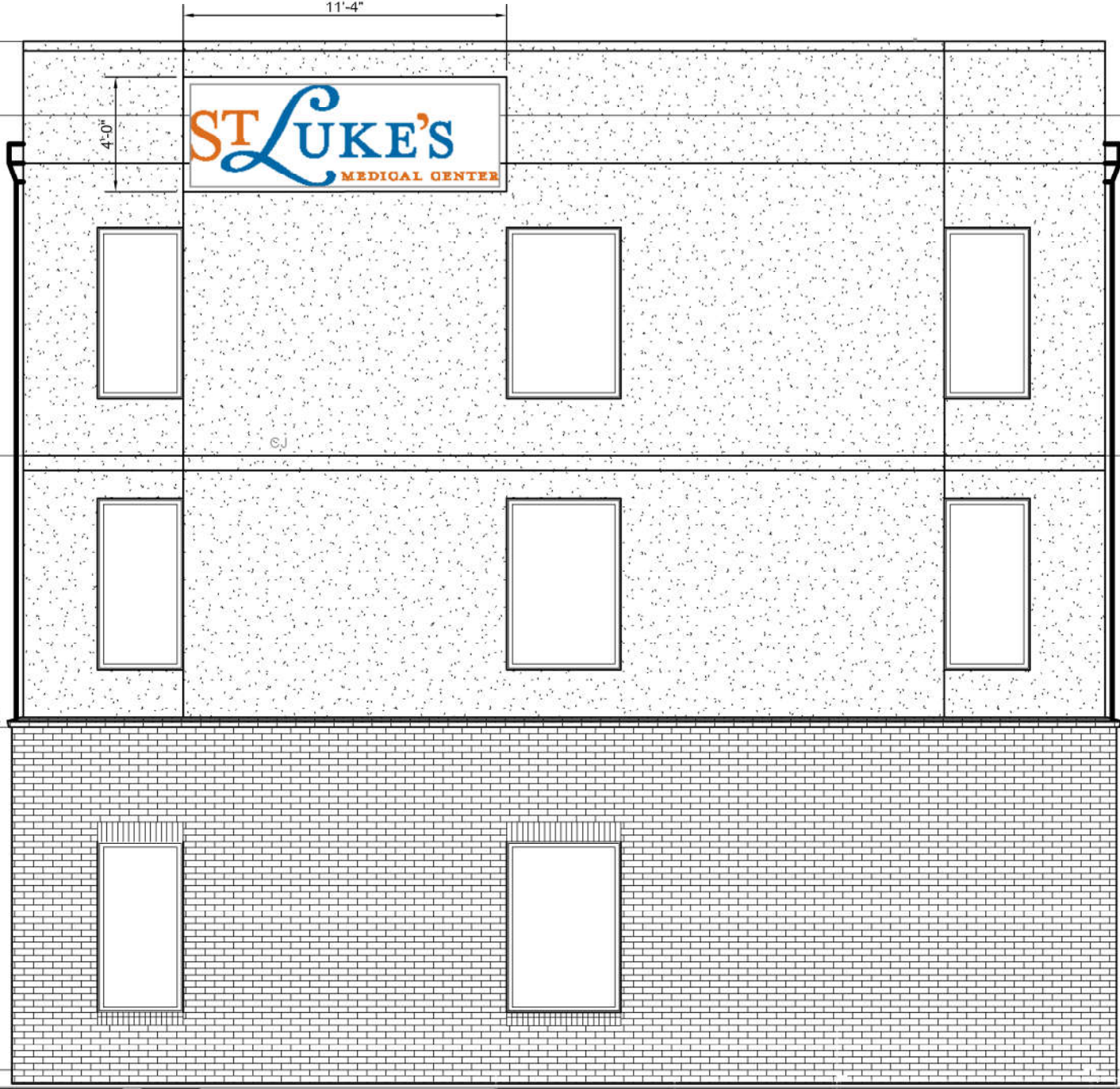
THIRD FLOOR
121' - 6"

SECOND FLOOR
112' - 0"

FIRST FLOOR
100' - 0"

Site
99' - 4"

2 BUILDING SIGN ELEVATION
SIGN SCALE: 3/16" = 1'-0"



STATEMENT OF RESPONSIBILITY
THIS PROJECT HAS BEEN REVIEWED UNDER MY DIRECT SUPERVISION, & TO THE BEST OF MY PROFESSIONAL KNOWLEDGE, CONFORMS TO APPLICABLE REQUIREMENTS OF THE 2015 INTERNATIONAL BUILDING CODE & REFERENCED CODES THEREIN.

SIGN
Note: If any items herein are not understandable or clear to the client, contractor must notify the architect in writing for clarification or supplemental information prior to actual installation.

sheet content	job no.
Signage Elevations	drawn by:
	checked:
	date:

St. Luke's Nursing Home
Gen. DeGaulle Dr.
New Orleans, Louisiana

Dalton

St. Luke's Nursing Home
4711 General Degaulle
104 Bed Nursing Home



LEFT SIDE ELEVATION



RIGHT SIDE ELEVATION



REAR ELEVATION