


BACK VIEW
SCALE: 1/4" = 1'-0"

SIDE VIEW
SCALE: 1/4" = 1'-0"

4" x 8" STEEL TUBE AND 8" x 16" MASONRY PIERS COVERED BY MATCHING WHITE BASE SKIRT



09/27/2011
SCALE: NONE
REV:
STATE: LA

MA & A March Adams & Associates
Consulting Engineers
310 Dodds Ave.
P.O. Box 3689
Chattanooga, Tennessee 37404
PH: (423)698-6675
MAA JN: 10-279

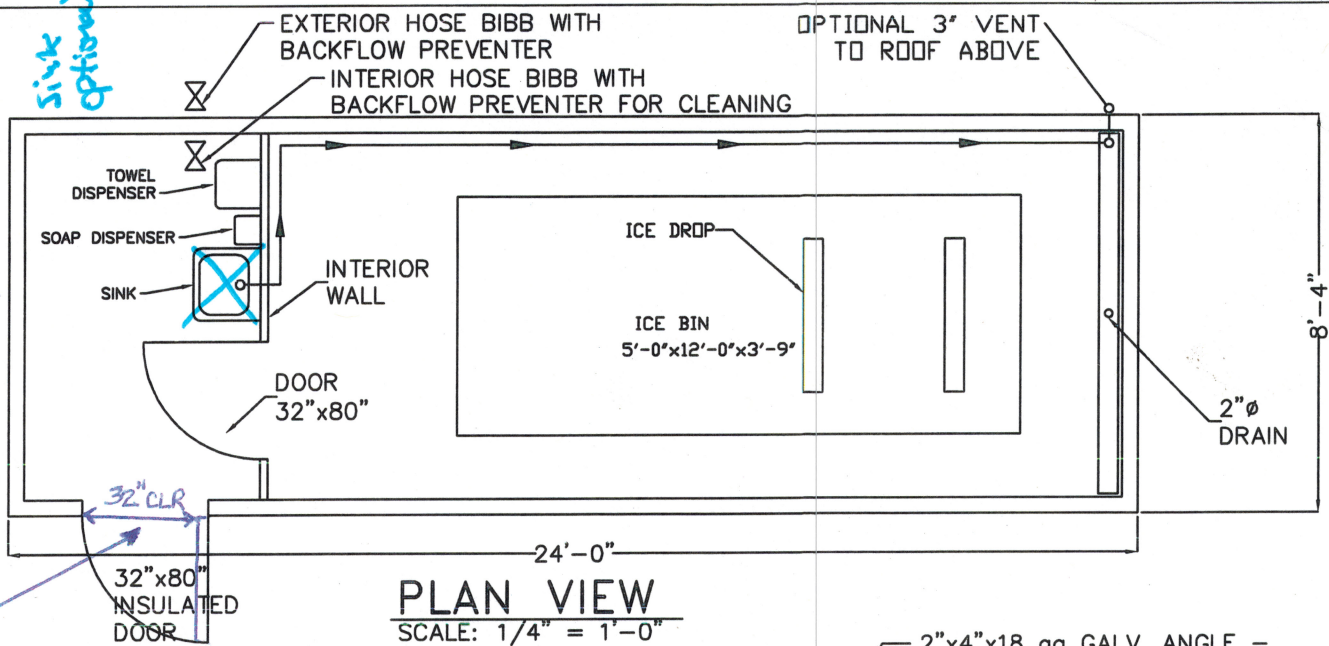
Ice House America
13361 Atlantic Blvd.
Jacksonville, Florida 32225
904-241-7535

BUILDING ELEVATIONS W/CANOPY

A7
PG OF

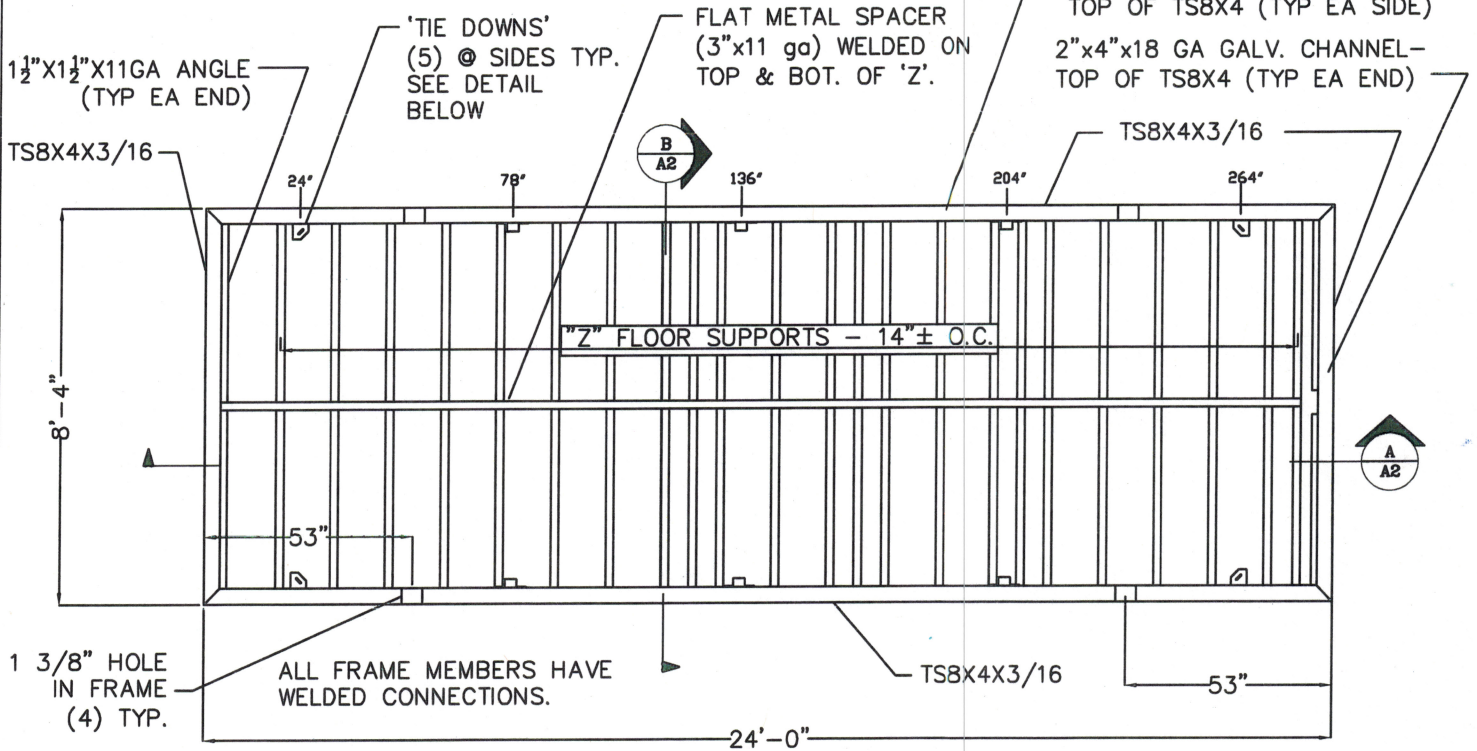
DOOR OPENING MEASURED TO BE 32" CLEAR WITH DOOR @ 90°

Sink optional



PLAN VIEW

SCALE: 1/4" = 1'-0"



FRAME PLAN

SCALE: 1/4" = 1'-0"

FRAME PAINTED WITH ONE COAT OF SHOP PRIMER.

FRAME IS NOT EXPOSED TO THE ELEMENTS IN THE COMPLETED BUILDING.

MATERIAL

- (2) FRAME SIDE 4"x8"x3/16" RECT. TUBING 24'-0"
- (2) FRAME END 4"x8"x3/16" RECT. TUBE 8'-4"
- (2) FOLDED ANGLE 1 1/2"x1 1/2"x11 ga 7'-8"
- (2) FLAT 3"x11 ga 23'-4"
- (23) FLOOR SUPPORT 2 3/4" FOLDED "Z" 7'-8"
- (10) TIE DOWN BRACKETS - 7ga BENT PLATES
- (4) 1" SCH 40 PIPE 15" FROM BOTTOM INSIDE FRAME MEMBER TYP



09/27/2011
SCALE: NONE
REV:
STATE: LA



March Adams & Associates
Consulting Engineers

310 Dodds Ave.
P.O. Box 3689
Chattanooga, Tennessee 37404
PH: (423)698-6675
MAA JN: 10-279

Ice House America
13361 Atlantic Blvd.
Jacksonville, Florida 32225
904-241-7535

**FLOOR PLAN
FRAME PLAN
UNIT M-101**

A1
PG OF