



# Orleans Parish Jail Population by the numbers

A weekly summary produced by the Mayor's Office of Criminal Justice Coordination

**28 April -  
4 May 2024**

## Purpose

This short report aims to address the question, "Who was detained in OJC last week?" To that end, the report presents information about average daily jail population, admissions, and releases over the past week.

## Data sources

The data behind the graphics comes from the **Orleans Parish Sheriff's Office** and the **Orleans Parish Criminal District Court** via the OCJC Data Warehouse. OCJC undertakes additional data processing to better enable tabulations and analyses.

## Average daily jail population: 1,236 people

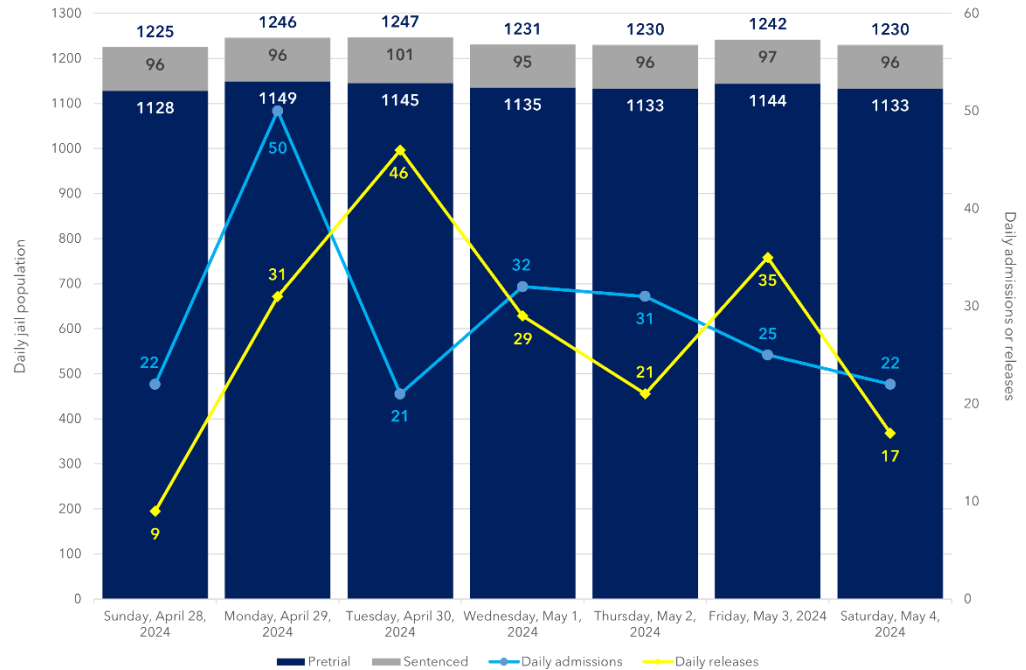


Fig. 1. Daily jail population by legal status, daily admissions, and daily releases, Sunday, 28 April – Saturday, 4 May 2024

For the week ending Saturday, 4 May 2024, **the average daily jail population was 1,236 people** (standard dev. = 8.9), a small increase from last week's average daily population of 1,219 people.

**On average, 92% of people detained in the jail last week were in custody for open matters.** One person, on average, was detained from 28 April - 4 May on other matters. 56% were detained with a violent offense as their most serious charge at booking.

97 people, on average, who were detained last week on closed matters. Out of the average daily population of 1,236 people, 5%, on average, had been sentenced to a DOC facility, and 2%, to the Eastern Louisiana Mental Health System.

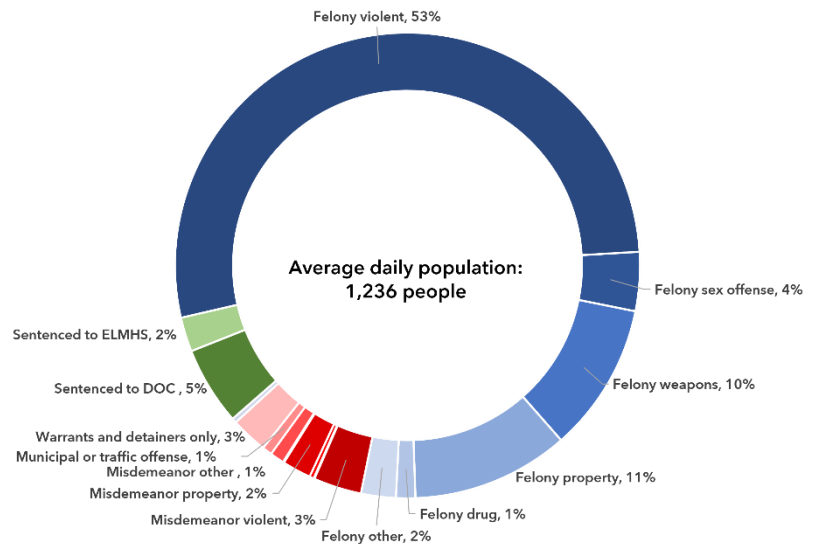
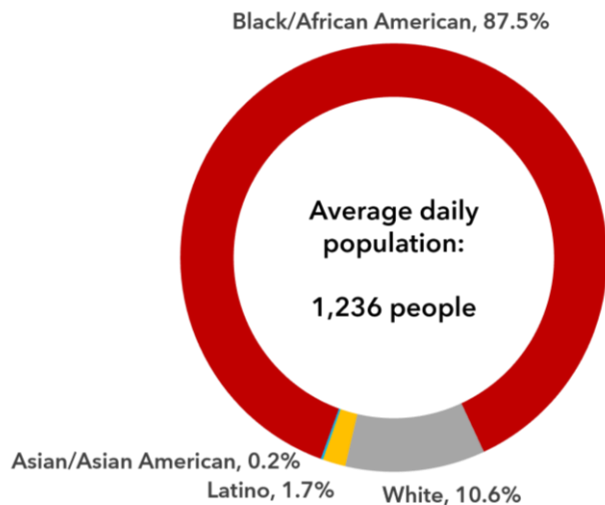


Fig. 2. Average daily jail population by most serious charge at admission and legal status (open and closed matters), 28 April - 4 May 2024

Note that, on average, less than 1% of the average daily population included people with misdemeanor weapons charges, and drug offenses as the most serious charge at booking. No one was detained last week with a misdemeanor sex offense as the most serious charge at admission. On average, 4 people were detained last week with missing/incomplete charge information.

## Orleans Parish Jail Population by the numbers - Week ending 4 May 2024



### Jail population: Overrepresentation in detention

On average, Black people made up nearly 88 % of the average jail population last week. In 2021 (the last year for which we have available Census data), Black people comprised 58% of the estimated parish population. Thus, Black people are overrepresented in our average daily population.

Fig. 3. Average daily jail population by race/ethnicity, 28 April - 4 May 2024

Note that, on average, one person of "other" or "unknown" race was detained last week.

### 203 Jail admissions and 188 jail releases

**203 people were booked into the jail** between Sunday, 28 April and Saturday, 4 May 2024, a nearly 22% increase from last week, when 167 people were admitted to the jail.

**188 people were released from jail custody** between 28 April and 4 May 2024, an increase of nearly 14% from last week's 154 releases.

175 people - 93% of those released last week - left jail custody before the final disposition of their cases, and 13 people were released upon or after their cases' final disposition. On average, people who were released from jail before the final disposition of their case stayed in custody for 17 days (median = 1 day; minimum = less than one day; maximum = 51/8 days; standard dev. = 54.9). The 13 people who were released after their cases' final disposition stayed in custody an average of 308 days (median = 240 days; minimum = 3 days; maximum = 943 days; standard dev. = 251.7).

**The weekly jail turnover rate for the week ending 4 May 2024 was 32%**, two percentage points lower than last week's rate. A measure developed by the Bureau of Justice Statistics, the jail turnover rate tells us something about the flow of people into and out of the jail. On average, nearly 1 out of 3 people detained in the jail last week had been newly admitted or were very soon to be released.

In 2022 (the most recent year for which we have published data), the average weekly turnover rate for jails of our size was 31% (see this [BJS report](#) for more details).

Generally, higher turnover rates indicate larger numbers of jail admissions and releases, relative to the average daily population.

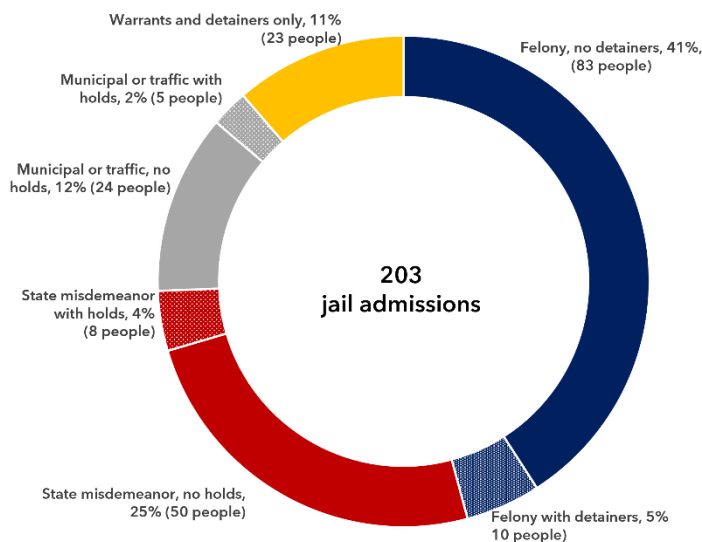


Fig. 4. Jail Admissions by most serious charge category and hold status at booking, 28 April - 4 May 2024

93 people (46% of those booked last week) had a felony as the most serious charge at admission. 58 people (29%) were admitted to the jail with a state misdemeanor as the most serious charge, an increase of 38% from last week, when 42 of the 167 admissions were people with state misdemeanors as the most serious charge.

## Orleans Parish Jail Population by the numbers - Week ending 4 May 2024

---

The average length of jail stays for people who were released last week was 37 days.

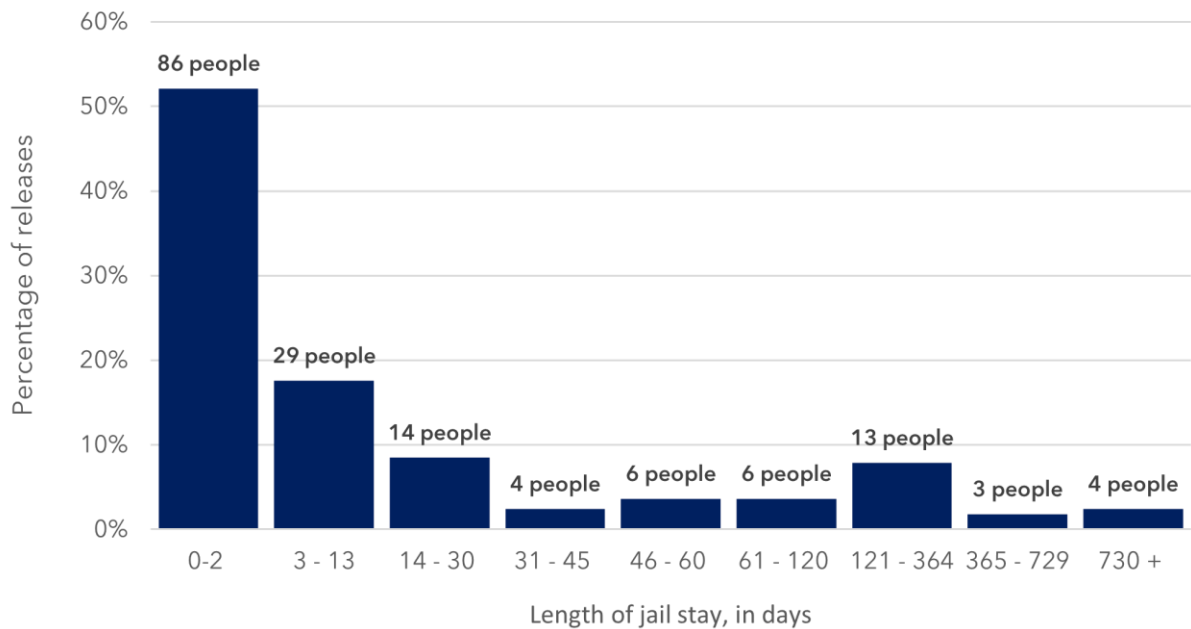


Figure 5. Length of jail stay for people released 28 April - 4 May 2024, N = 188

The average length of stay was 37 days for the 188 people who were released from jail custody on the week ending 4 May 2024 (min = < 1 day; max = 943 days; standard dev. = 110.7). The median length of stay was 1 day for all released people, a decrease of 1 day from last week's median.

62%, or 116 people, were released after staying in jail for two days or fewer. The 72 people who were released after more than 2 days in jail stayed in custody an average of 97 days (median = 21 days; standard dev. = 163.2).

---

### Technical notes

We calculate the **average daily jail population** as the mean of all daily counts during the week:

We calculate **length of stay** as the difference, in days, between booking date and release date, for people released from the jail during the week.

We determine the **most serious charge at booking** using a hierarchy of charges, with all felonies being more serious than all misdemeanors.

For more definitions of the terms used in this report, please see our [glossary](#).

---

### We welcome your feedback and questions!

As a stakeholder, have you noticed something and wondered if data exists to confirm your observations? At OCJC, we are interested in your observations and data questions. Please reach out to Adrienne Tobler at [adrienne.tobler@nola.gov](mailto:adrienne.tobler@nola.gov) to further discuss the possibility of exploring your questions.

For technical questions, please contact Theresa McKinney at [theresa.mckinney@nola.gov](mailto:theresa.mckinney@nola.gov).