



Orleans Parish Jail Population: By the Numbers

A weekly summary produced by the Office of Criminal Justice Coordination

6 April -
12 April
2025

Purpose

This short report aims to address the question, "Who was detained in OJC last week?" To that end, the report presents information about average daily jail population, admissions, and releases over the past week

Data sources

The data behind the graphics comes from the **Orleans Parish Sheriff's Office** via the OCJC Data Warehouse. OCJC undertakes additional data processing to better enable tabulations and analyses.

Questions? Contact us!

At OCJC, we are interested in your observations and data questions. Please reach out to adrienne.tobler@nola.gov to further discuss the possibility of exploring your questions. For more definitions of the terms used in this report, please see our [glossary](#). For technical questions, please email theresa.mckinney@nola.gov

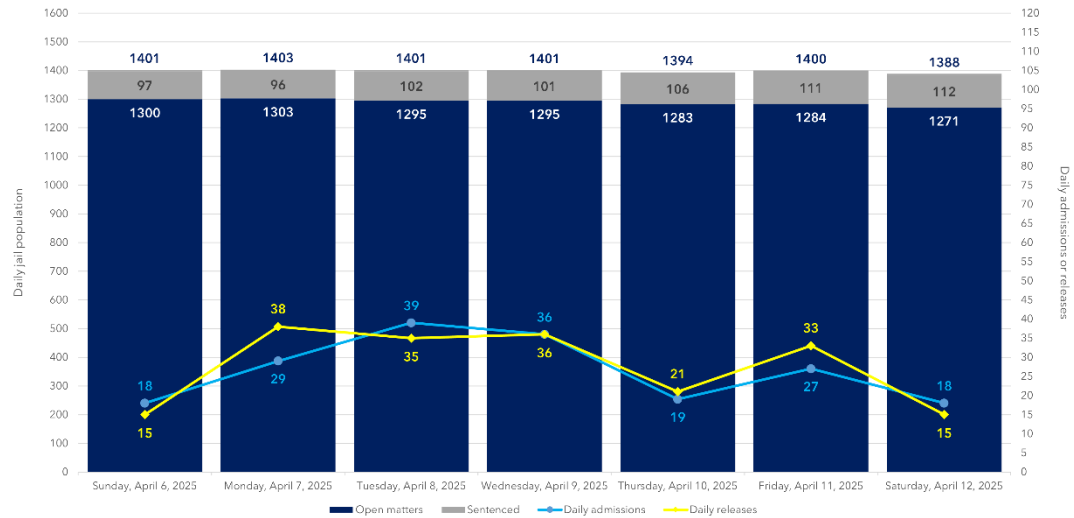
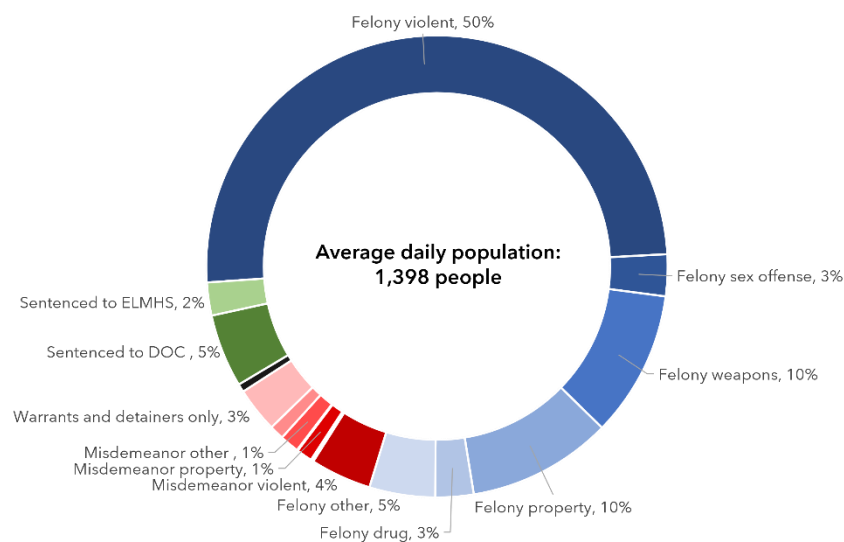


Fig. 1. Daily jail population by legal status, daily admissions, and daily releases, Sunday, 6 April - Saturday, 12 April 2025

Average daily jail population: 1,398 people

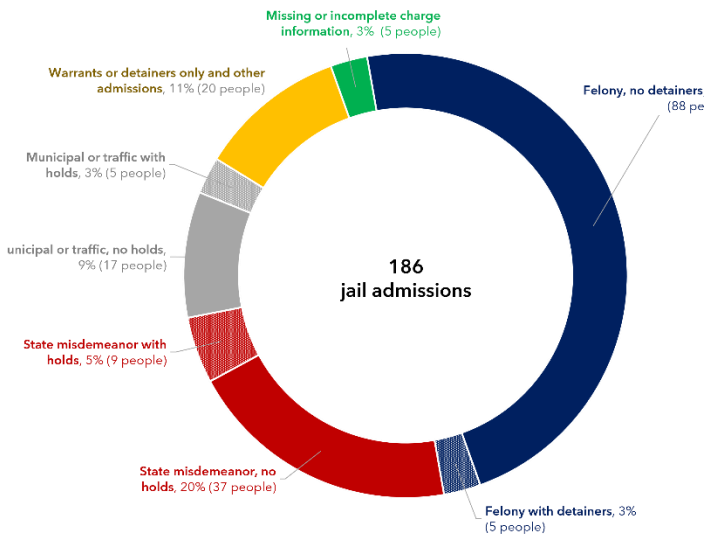
Last week's average jail daily population **increased by 1.4%** from the average daily population of 1,372 people detained during the week ending 5 April. On average, 93% of people detained in the jail last week were in custody for open matters. Of the 1,398 people detained, on average, last week, 54% were in custody with an open felony or state misdemeanor violent charge (about 761 people, on average, daily).



7% of those detained last week were in custody having been sentenced –about 104 people, on average, daily. 72 people, on average, had been sentenced to DOC facilities, and 32 people, to Eastern Louisiana Mental Health System.

Fig. 2. Average daily jail population by most serious charge at booking and legal status (for people with open matters) and sentenced detainees, 6 April - 12 April 2025. Note that, on average, less than 1% of people detained in the jail had a misdemeanor sex offense, weapons, or drug charge as the most serious offense at booking; municipal or traffic offenses as the most serious charge; were admitted for other matters; or had missing/incomplete information. For more detailed definitions of terms used in this report, please see our [glossary](#) online.

186 Jail admissions



Jail admissions **decreased by over 2%** last week compared with the week ending 5 April, when 190 people were admitted to the jail.

93 people were admitted to the jail on felony charges, a 17% decrease from the previous week, when 112 people were admitted on felonies. 46 people were admitted with state misdemeanors as the most serious charge at booking, a 43% increase from the 32 state misdemeanor admissions on the week ending 5 April.

193 Jail releases

The number of jail releases **increased last week by 5.5%**, compared with the 183 jail releases during the week ending 5 April.

The **7-day average turnover rate was 27%** for the week ending 12 April, the same as the turnover rate for the previous week. On average, more than 1 in 4 people detained last week had been newly admitted or was very soon to be released.

In 2022 (the most recent year for which we have data), the average turnover rate for jails of OJC's size was 31% (see this [BJS report](#) for more details).

Fig. 3 (above, left). Jail Admissions by most serious charge category and hold status at booking, 6 April - 12 April 2025

Average length of stay for people released last week: 57 days

The **median length of stay was 2 days** for the 193 people released during the week ending 12 April, 1 day less than the previous week's median. 66.8% of those released last week were in custody for 13 days or fewer. 105 people (54.4% of all releases) were in jail for 2 days or fewer. The 88 people who spent 3 days or more in jail had an average length of stay of 124 days and a median length of stay of 42 days.

The 107 released people who had a felony as the most serious charge at booking (55% of those released last week) spent an average of 91 days in jail and had a median length of stay of 5 days.

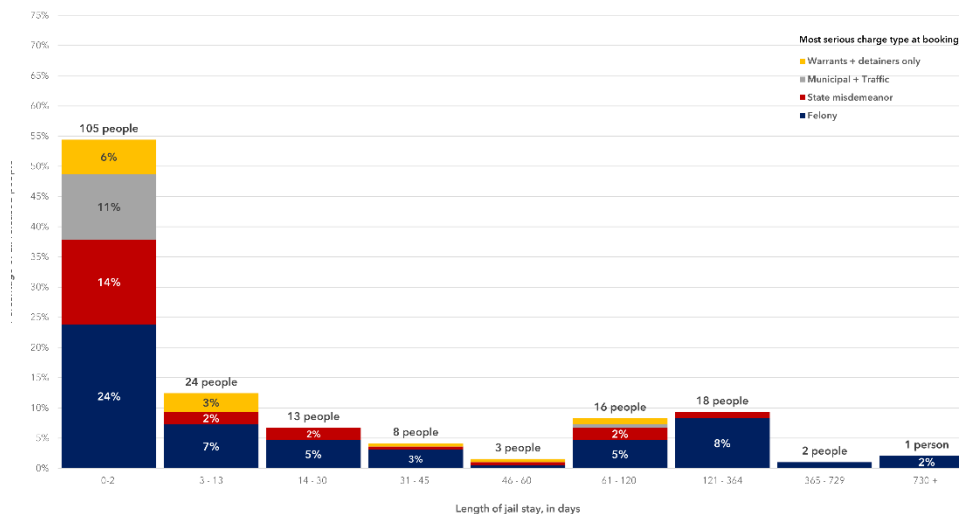


Fig. 4. Length of jail stay by most serious charge type at booking for people released 6 April - 12 April 2025, N = 193.

All releases: Min LOS = less than 1 day; max = 1,007 days; standard dev. = 146.7. LOS > 2 days: standard dev. = 198.3. Felony ALOS: standard dev. = 188.7.