



Orleans Parish Jail Population: By the Numbers

A weekly summary produced by the Office of Criminal Justice Coordination

**27 July -
2 August
2025**

Purpose

This short report aims to address the question, "Who was detained in OJC last week?" To that end, the report presents information about average daily jail population, admissions, and releases over the past week

Data sources

The data behind the graphics comes from the **Orleans Parish Sheriff's Office** via the OCJC Data Warehouse. OCJC undertakes additional data processing to better enable tabulations and analyses.

Questions?

Contact us!

At OCJC, we are interested in your observations and data questions. Please reach out to adrienne.tobler@nola.gov to further discuss the possibility of exploring your questions. For more definitions of the terms used in this report, please see our [glossary](#). For technical questions, please email theresa.mckinney@nola.gov

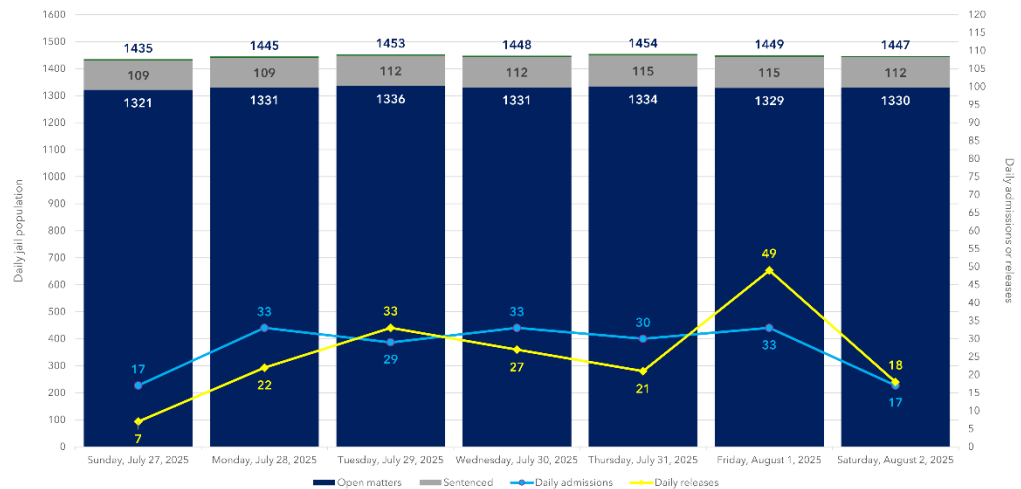


Fig. 1. Daily jail population by legal status, daily admissions, and daily releases, Sunday, 27 July - Saturday, 2 August 2025

Average daily jail population: 1,447 people

Last week's average jail daily population (standard dev. = 6.29) decreased by 0.3% from the average daily population of 1,452 people detained during the week ending 26 July. On average, 91.9% of people detained in the jail last week were in custody for open matters. Of the 1,447 people detained on average last week, 52.3% were in custody with an open felony or state misdemeanor violent charge (about 757 people, on average, daily).

7.7% of those detained last week were in custody having been sentenced –about 112 people, on average, daily. 85 people, on average, had been sentenced to DOC facilities, and 27 people, to Eastern Louisiana Mental Health System.

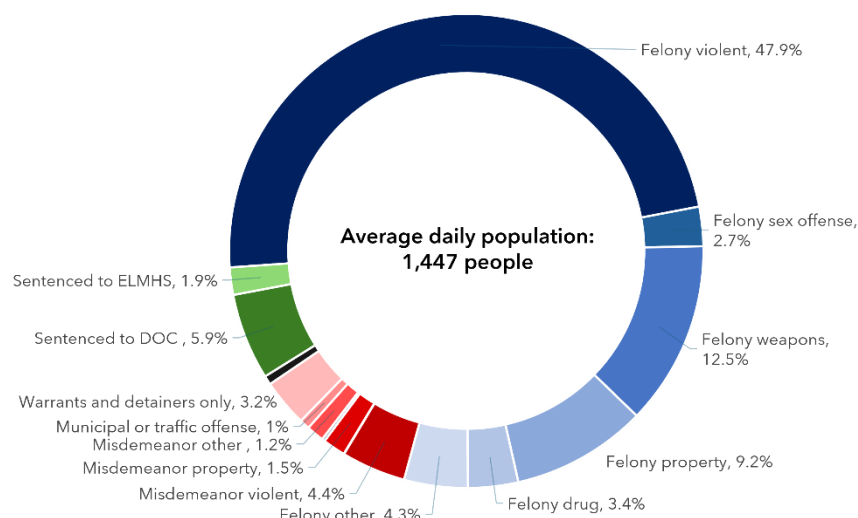
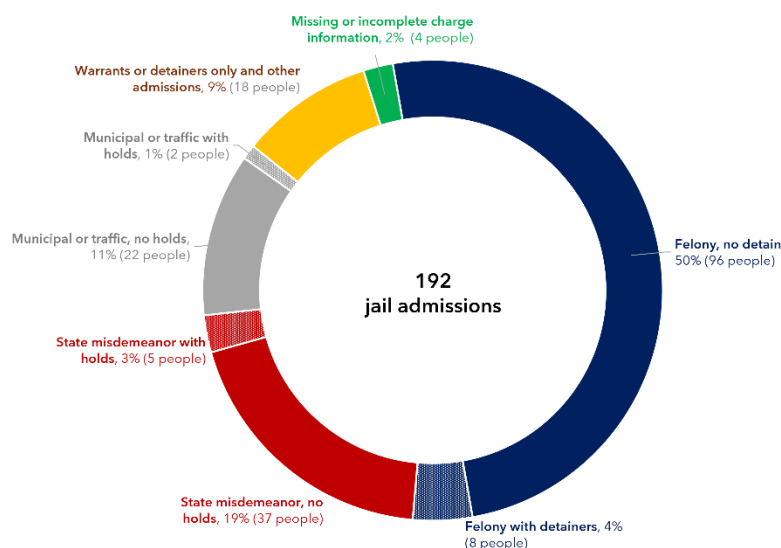


Fig. 2. Average daily jail population by most serious charge at booking and legal status (for people with open matters) and sentenced detainees, 27 July - 2 August 2025. Note that, on average, less than 1% of people detained in the jail had a misdemeanor weapons or drug charge as the most serious offense at booking; were admitted for other matters; or had missing/incomplete information at the time of reporting. No one was detained last week with a misdemeanor sex offense as the most serious charge at booking.

192 Jail admissions



Jail admissions **decreased by 0.5%** last week compared with the week ending 26 July, when 193 people were admitted to the jail.

104 people were admitted to the jail on felony charges, an increase of over 20% from the previous week, when 86 people were admitted on felonies. 42 people were admitted with state misdemeanors as the most serious charge at booking, a decrease of 14.3% from the 49 state misdemeanor admissions on the week ending 26 July.

177 Jail releases

The number of jail releases **decreased last week by 24%** compared with the 233 jail releases during the week ending 26 July.

The 7-day average turnover rate was **25%** for the week ending 2 August, 4 percentage points lower than the previous week's rate. On average, 1 out of 4 people detained last week had been newly admitted or were very soon to be released.

In 2022 (the most recent year for which we have data), the average turnover rate for jails of OJC's size was 31% (see this [BJS report](#) for more details).

Fig. 3 (above, left). Jail Admissions by most serious charge category and hold status at booking, 27 July - 2 August 2025

Average length of stay for people released last week: 33 days

The median length of stay was **1 day** for the 177 people released during the week ending 2 August, 2 days shorter than the median for the week ending 26 July. Nearly 75% of those released last week were in custody for 13 days or fewer. 103 people (58.2% of all releasees) were in jail for 2 days or fewer. The 74 people who spent 3 days or more in jail had an average length of stay of 79 days and a median length of stay of 23 days. The 102 released people who had a felony as the most serious charge at booking (52% of those released last week) spent an average of 81 days in jail and had a median length of stay of 7 days.

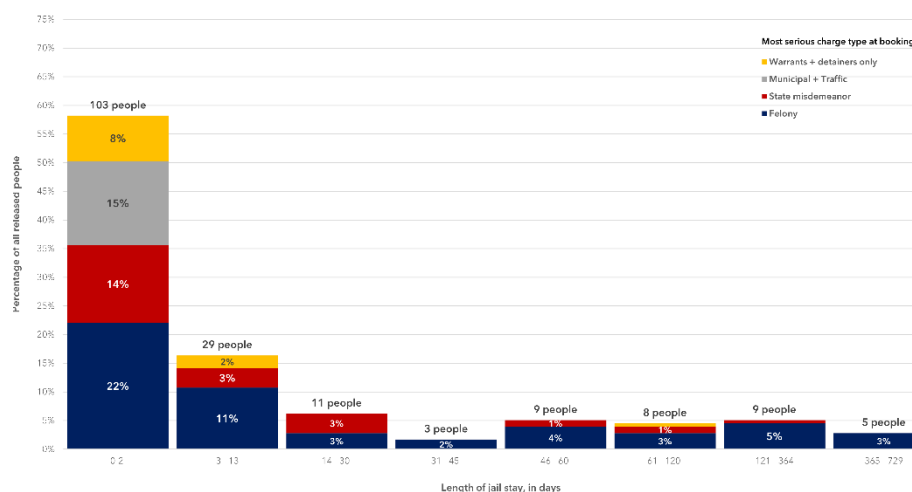


Fig. 4. Length of jail stay by most serious charge type at booking for people released 27 July - 2 August 2025, N = 177 released people.

All releasees: Min LOS = less than 1 day; max = 623 days; standard dev. = 89.6.
LOS > 2 days: standard dev. = 126.1. Felony ALOS: standard dev. = 118.8.