



**26 October -
1 November
2025**

Purpose

This short report aims to address the question, "Who was detained in OJC last week?" To that end, the report presents information about average daily jail population, admissions, and releases over the past week

Data sources

The data behind the graphics comes from the **Orleans Parish Sheriff's Office** via the OCJC Data Warehouse. OCJC undertakes additional data processing to better enable tabulations and analyses.

Questions?

Contact us!

At OCJC, we are interested in your observations and data questions. Please reach out to adrienne.tobler@nola.gov to further discuss the possibility of exploring your questions. For more definitions of the terms used in this report, please see our [glossary](#). For technical questions, please email theresa.mckinney@nola.gov

Orleans Parish Jail Population: By the Numbers

A weekly summary produced by the Office of Criminal Justice Coordination

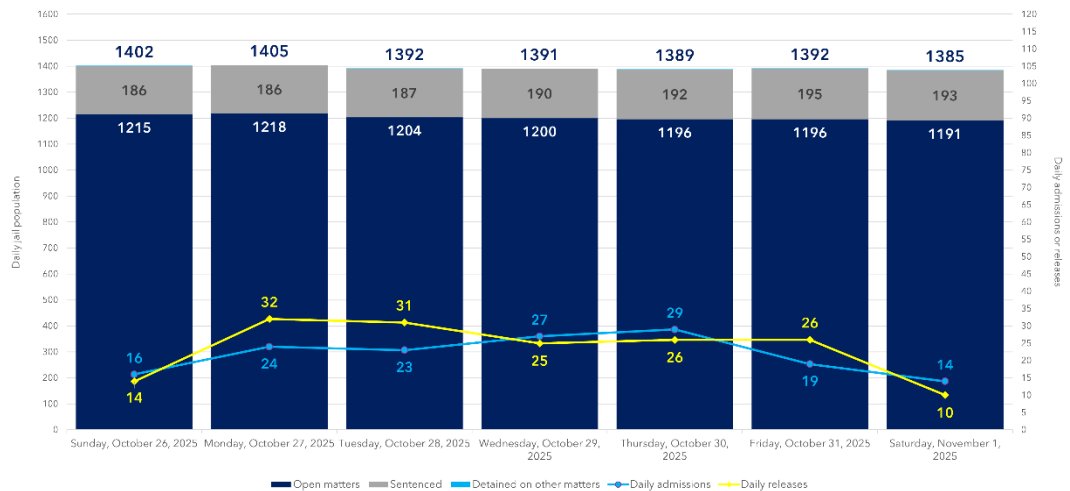


Fig. 1. Daily jail population by legal status, daily admissions, and daily releases, Sunday, 26 October - Saturday, 1 November 2025

Average daily jail population: 1,394 people

Last week's average jail daily population (standard dev. = 7.16) decreased by 1.7% from the average daily population of 1,418 people detained during the week ending 25 October. On average, 86.3% of people detained in the jail last week were in custody for open matters. Of the 1,394 people detained on average last week, 48.3% were in custody with an open felony or state misdemeanor violent charge (about 673 people, on average, daily).

13.6% of those detained last week were in custody having been sentenced –about 190 people, on average, daily. 170 people, on average, had been sentenced to DOC facilities, and 20 people, to Eastern Louisiana Mental Health System.

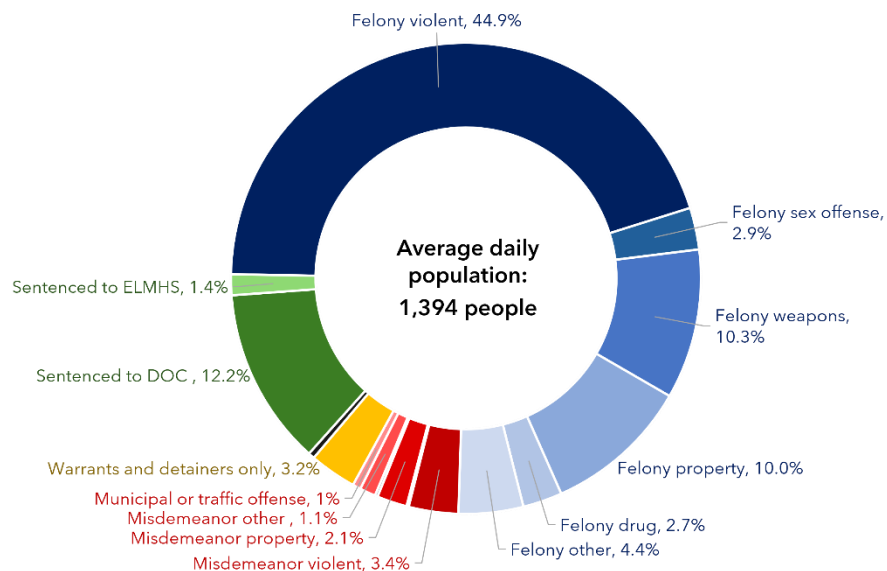
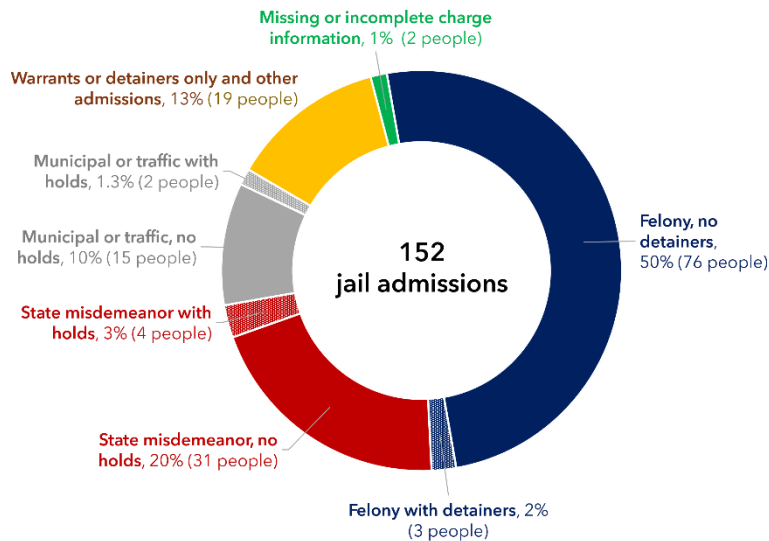


Fig. 2. Average daily jail population by most serious charge at booking and legal status (for people with open matters) and sentenced detainees, 26 October - 1 November 2025. Note that, on average, less than 1% of the average daily population comprised people with a misdemeanor sex offense, weapons, or drug charge as the most serious charge at booking were booked on other matters or had missing or incomplete booking information at the time of reporting.

152 Jail admissions

Jail admissions **decreased by 28.3%** last week compared with the week ending 25 October, when 212 people were admitted to the jail.



79 people were admitted to the jail on felony charges, a decrease of 33.1% from the previous week, when 118 people were admitted on felonies. 35 people were admitted with state misdemeanors as the most serious charge at booking, a decrease of 18.6% from the 43 state misdemeanor admissions on the week ending 25 October.

164 Jail releases

The number of jail releases **decreased last week by 26.1%** compared with the 222 jail releases during the week ending 25 October.

The 7-day average turnover rate was 23% for the week ending 1 November, 8 percentage points less than the previous week's rate. On average, more than 1 in 5 people detained last week were newly admitted or were very soon to be released.

In 2022 (the most recent year for which we have data), the average turnover rate for jails of OJC's size was 31% (see this [BJS report](#) for more details).

Fig. 3 (above, left). Jail Admissions by most serious category and hold status at booking, 26 October - 1 November 2025

Average length of stay for people released last week: 71 days

The median length of stay was 6 days for the 164 people released during the week ending 25 October, 3 days longer than the previous week's median.

60.4% of those released last week were in custody for 13 days or fewer. 72 people (43.9% of all releasees) were in jail for 2 days or fewer. The 92 people who spent 3 days or more in jail had an average length of stay of 127 days and a median length of stay of 42 days. The 92 released people who had a felony as the most serious charge at booking (56.1% of those released last week) spent an average of 111 days in jail and had a median length of stay of 20 days.

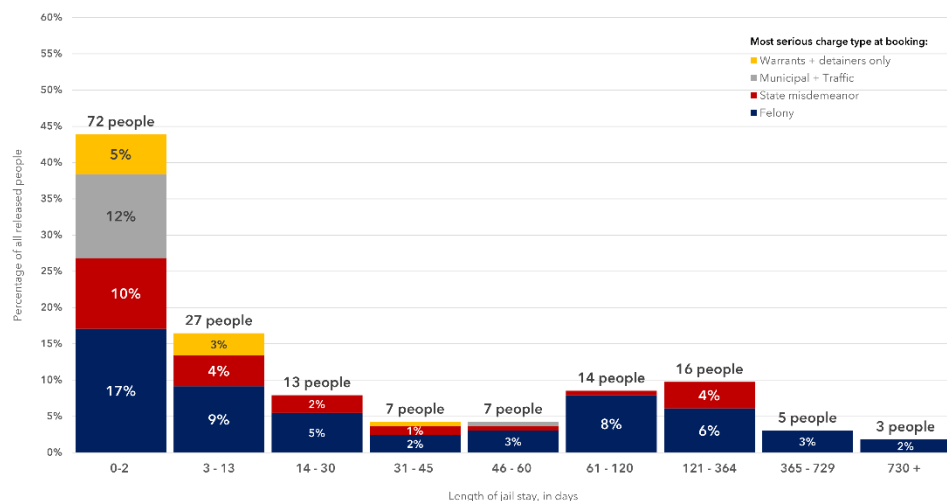


Fig. 4. Length of jail stay by most serious charge type at booking for people released 26 October - 1 November 2025, N = 164 released people.

All releasees: Min LOS = less than 1 day; max = 1,819 days; standard dev. = 198.7. LOS > 2 days: standard dev. = 253.2. Felony ALOS: standard dev. = 256.5.