



# Orleans Parish Jail Population: By the Numbers

A weekly summary produced by the Office of Criminal Justice Coordination

**2-8 November  
2025**

## Purpose

This short report aims to address the question, "Who was detained in OJC last week?" To that end, the report presents information about average daily jail population, admissions, and releases over the past week

## Data sources

The data behind the graphics comes from the **Orleans Parish Sheriff's Office** via the OCJC Data Warehouse. OCJC undertakes additional data processing to better enable tabulations and analyses.

## Questions? Contact us!

At OCJC, we are interested in your observations and data questions. Please reach out to [adrienne.tobler@nola.gov](mailto:adrienne.tobler@nola.gov) to further discuss the possibility of exploring your questions. For more definitions of the terms used in this report, please see our [glossary](#). For technical questions, please email [theresa.mckinney@nola.gov](mailto:theresa.mckinney@nola.gov)

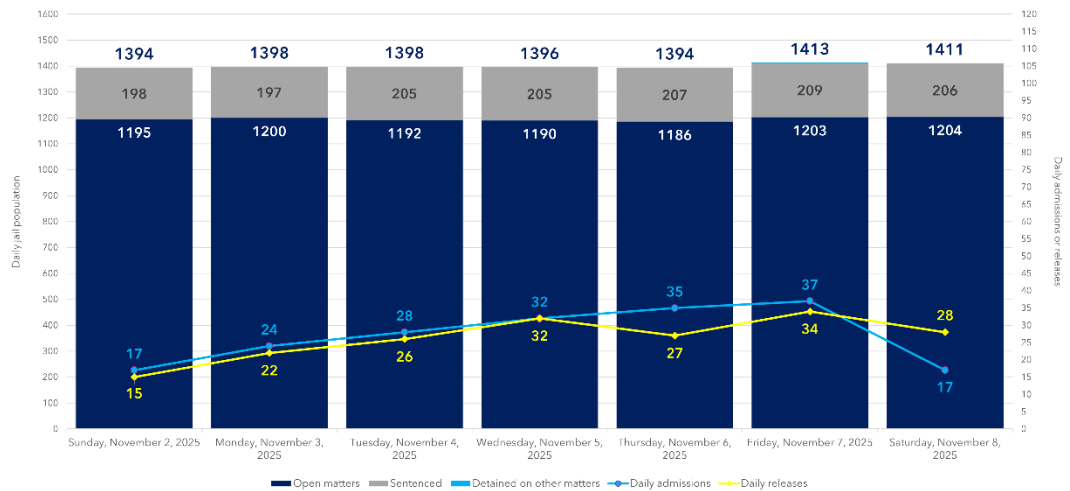


Fig. 1. Daily jail population by legal status, daily admissions, and daily releases, Sunday, 2 November - Saturday, 8 November 2025

## Average daily jail population: 1,401 people

Last week's average jail daily population (standard dev. = 8.00) increased by 0.5% from the average daily population of 1,394 people detained during the week ending 1 November. On average, 85.4% of people detained in the jail last week were in custody for open matters. Of the 1,401 people detained on average last week, 47.3% were in custody with an open felony or state misdemeanor violent charge (about 663 people, on average, daily).

14.6% of those detained last week were in custody having been sentenced –about 204 people, on average, daily. 185 people, on average, had been sentenced to DOC facilities, and 19 people, to Eastern Louisiana Mental Health System.

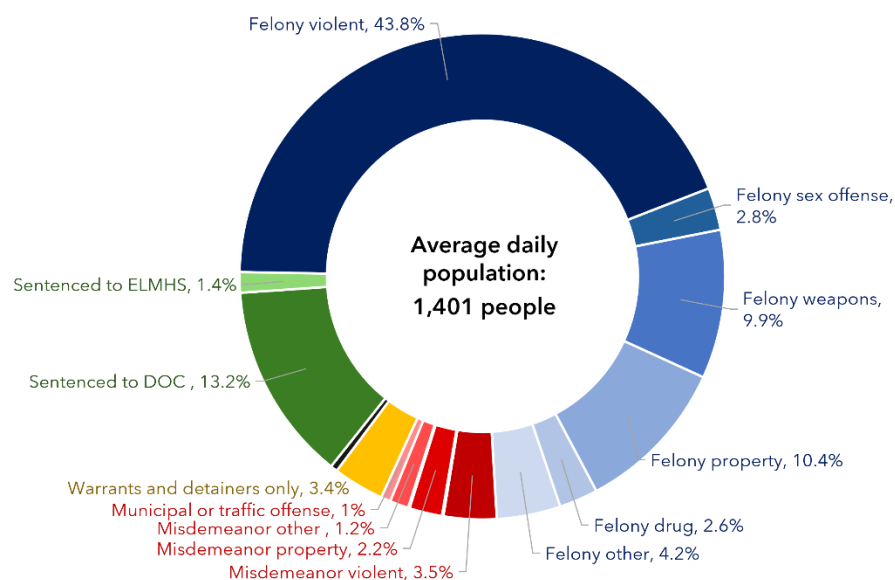
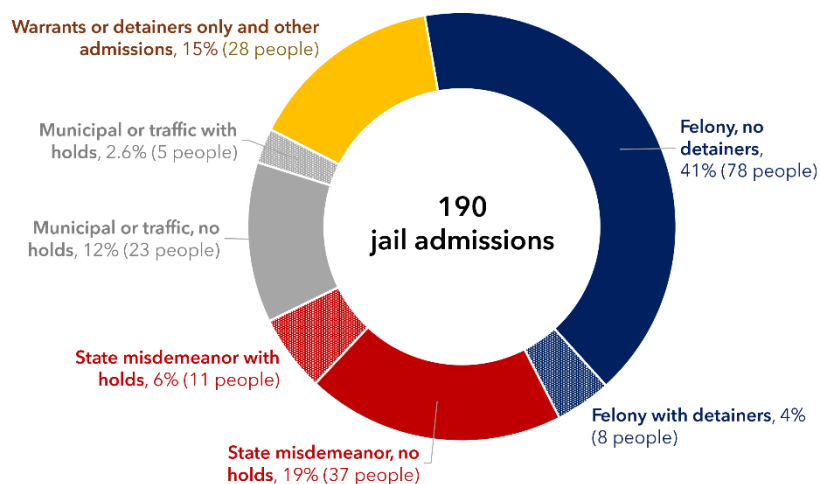


Fig. 2. Average daily jail population by most serious charge at booking and legal status (for people with open matters) and sentenced detainees, 2 November - 8 November 2025. Note that, on average, less than 1% of the average daily population comprised people with a misdemeanor weapons, or drug charge as the most serious charge at booking; or were booked on other matters. No one was detained last week with misdemeanor sex offenses as the most serious charge at booking.

## 190 Jail admissions

Jail admissions **increased by 25%** last week compared with the week ending 1 November, when 152 people were admitted to the jail.



96 people were admitted to the jail on felony charges, an increase of 8.9% from the previous week, when 79 people were admitted on felonies. 48 people were admitted with state misdemeanors as the most serious charge at booking, an increase of 37.1% from the 35 state misdemeanor admissions on the week that ended 1 November.

## 184 Jail releases

The number of jail releases **increased last week by 12.2%** compared with the 184 jail releases during the week ending 1 November.

**The 7-day average turnover rate was 27%** for the week ending 8 November, 4 percentage points higher than the previous week's rate. On average, more than 1 in 4 people detained last week were newly admitted or were very soon to be released.

In 2022 (the most recent year for which we have data), the average turnover rate for jails of OJC's size was 31% (see this [BJS report](#) for more details).

Fig. 3 (above, left). Jail Admissions by most serious category and hold status at booking, 2 November - 8 November 2025

## Average length of stay for people released last week: 45 days

**The median length of stay was 4 days** for the 184 people released during the week ending 8 November, 2 days shorter than the previous week's median.

62% of those released last week were in custody for 13 days or fewer. 81 people (44% of all releasees) were in jail for 2 days or fewer. The 103 people who spent 3 days or more in jail had an average length of stay of 77 days and a median length of stay of 29 days. The 97 released people who had a felony as the most serious charge at booking (52.7% of those released last week) spent an average of 73 days in jail and had a median length of stay of 19 days.

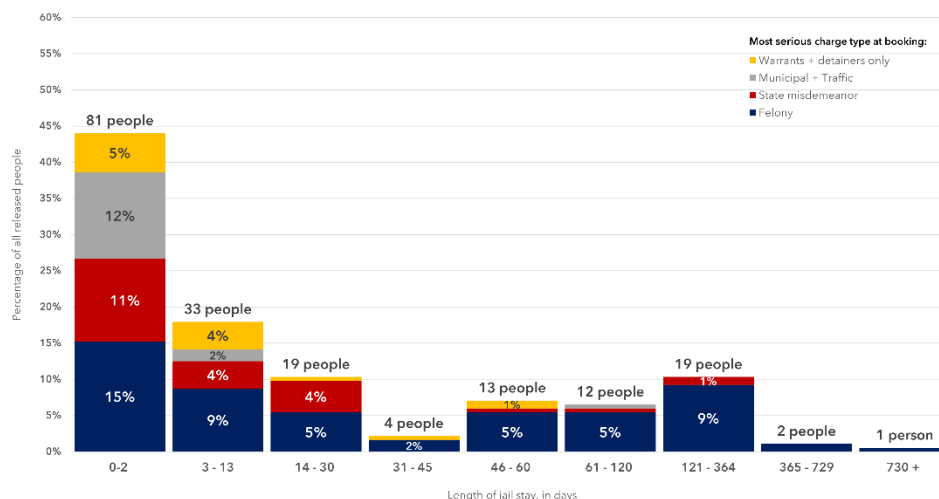


Fig. 4. Length of jail stay by most serious charge type at booking for people released 2 November - 8 November 2025, N = 184 released people.

All releasees: Min LOS = less than 1 day; max = 826 days; standard dev. = 100.2.  
LOS > 2 days: standard dev. = 124.6. Felony ALOS: standard dev. = 129.8.