















LEGEND - LAND USE

1929

	Residence - Single -Family
	Residence - Single -Family and Rear Dwelling
	Residence - Two-Family - Row Houses Not Over Two Stories
	One Residence - Two-Family and Rear Dwelling
	Residence - Three or more Families, Apartments or Tenements
	Commercial Buildings
	Commercial - First Floor - Residence Above
	Commercial - First Floor - Industrial Above
	Hotels
	Industries and Warehouses
	Public and Semi-Public Property
	Cemeteries
	Railroad Property
	City Property
	Park Property
	Vacant Property

LEGEND - LAND USE

1949

Yellow		Single Family Residential
Orange		Two-Family Residential
Brown		Three or Four Family Residential
Purple		Multiple-Family Residential
Dark Green		Commercial
Pink		Light Industrial
Red		Heavy Industrial
Black		Railroads
Blue		Public & Semi-Public
Light Green		Parks & Playgrounds
White		Vacant Land