



Orleans Parish Jail Population by the numbers

A weekly summary produced by the Mayor's Office of Criminal Justice Coordination

**22 - 28
September
2024**

Purpose

This short report aims to address the question, "Who was detained in OJC last week?" To that end, the report presents information about average daily jail population, admissions, and releases over the past week.

Data sources

The data behind the graphics comes from the **Orleans Parish Sheriff's Office** and the **Orleans Parish Criminal District Court** via the OCJC Data Warehouse. OCJC undertakes additional data processing to better enable tabulations and analyses.

Average daily jail population: 1,494 people

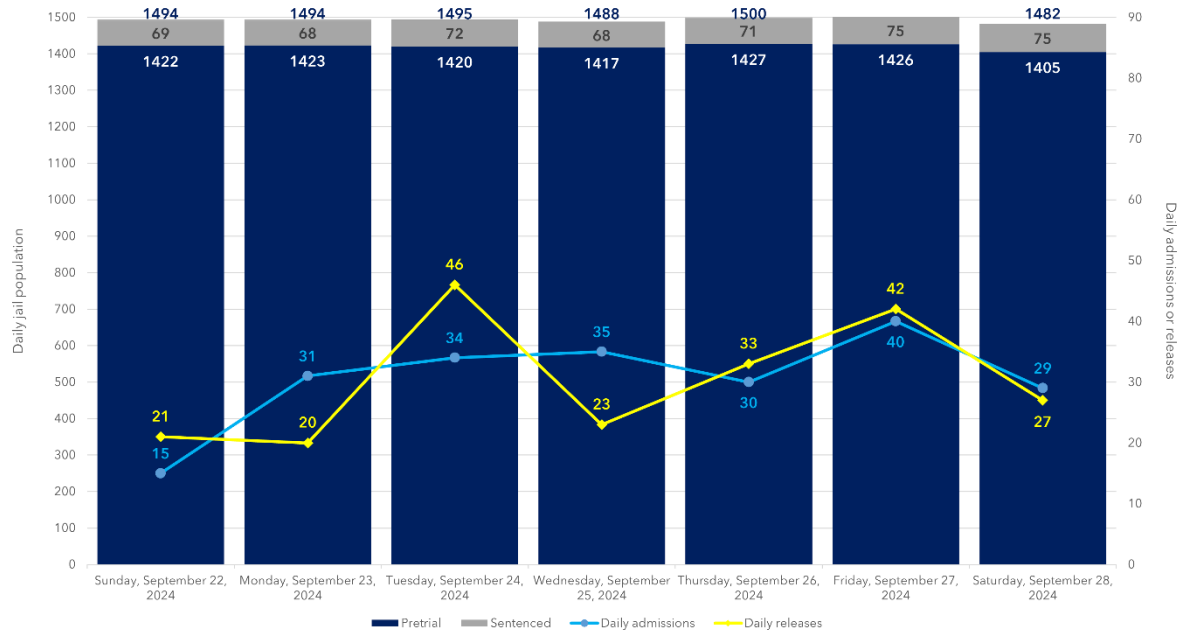


Fig. 1. Daily jail population by legal status, daily admissions, and daily releases, Sunday, 22 September - Saturday, 28 September 2024

For the week ending Saturday, 28 September 2024, **the average daily jail population was 1,494 people** (standard dev. = 7.04), a 2.2% increase from the average daily population of 1,462 people detained in the jail on the week ending 21 September.

On average, 95% of people detained in the jail last week were in custody for open matters, the same proportion of people detained on open matters on the week ending 21 September. 54% were detained with a violent offense as their most serious charge at admission.

71 people, on average, were detained last week on closed matters. Out of the average daily population of 1,492 people, 3%, on average, had been sentenced to a DOC facility, and 2%, to the Eastern Louisiana Mental Health System.

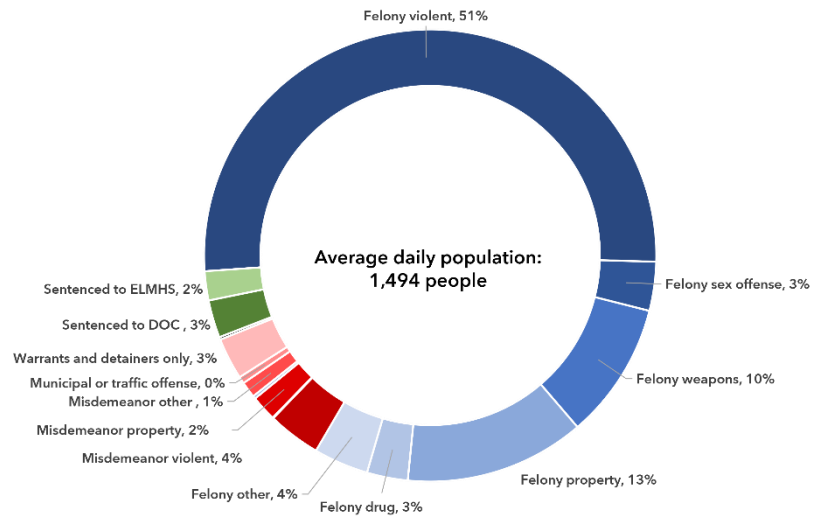


Fig. 2. Average daily jail population by most serious charge at admission and legal status (open and closed matters), 22 September - 28 September 2024

Note that, on average, less than 1% of the average daily population included people with misdemeanor sex offenses, drug offenses, and weapons charges as the most serious charge at booking. 4 people, on average, were booked on other matters, and 3 people had incomplete admission information at the time of reporting.

Orleans Parish Jail Population by the numbers - Week ending 28 September 2024

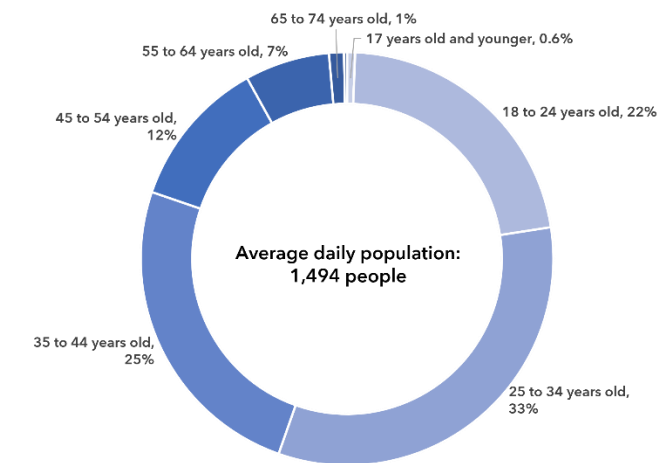
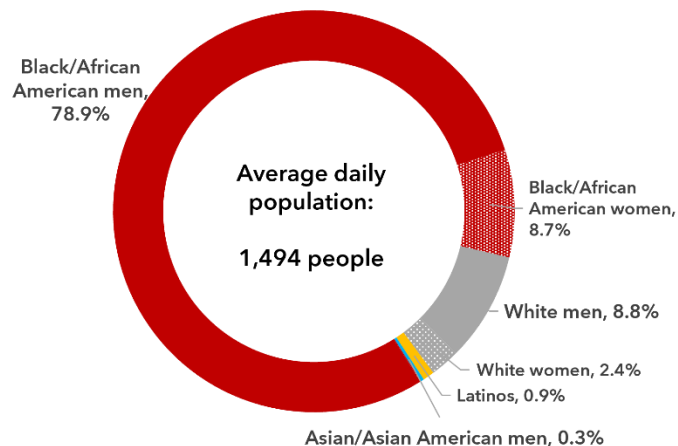
Jail population: Overrepresentation in detention

On average, Black people made up nearly 88% of the average jail population last week. In 2021 (the last year for which we have available Census data), Black people comprised 58% of the estimated parish population. Thus, Black people are overrepresented in our average daily population.

Men made up 89% of the average jail population last week. In contrast, men are estimated to be about 47% of the total population in Orleans Parish.

Fig. 3. Average daily jail population by race/ethnicity and sex, 22 September - 28 September 2024.

Note that, on average, 1 person of "other" or "unknown" race was detained in the jail last week. No Asian/Asian American women and no Latinas were detained in the jail last week.



On average, 4 out of 5 people (80%) detained in the jail last week were between the ages of 18 and 44 years old as of 28 September 2024.

On average, 9 youths, aged 17 years or younger, were detained in the jail each day last week and made up 0.6% of this week's average daily jail population.

Figure 4. Average daily jail population by age ranges, 22 September - 28 September 2024.

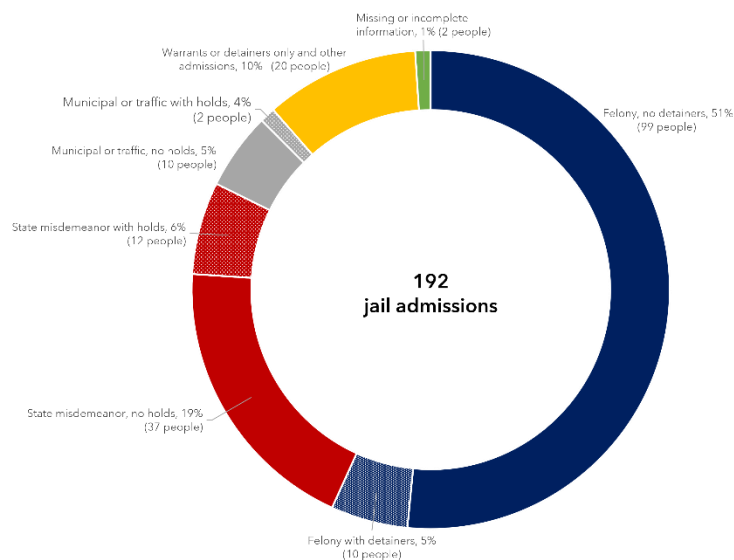
Note that age is calculated as the difference in years between date of birth and 28 September 2024, rounded down. On average, 0.2% of last week's jail population comprised people aged 75 years and older.

214 Jail admissions and 212 jail releases

214 people were booked into the jail between Sunday, 22 September 2024 and Saturday, 28 September, an increase of over 11% from the week ending 21 September, when 192 people were admitted to the jail.

105 people (49% of those booked last week) had a felony as the most serious charge at admission, a 3.7% decrease from the week ending 21 September. 67 people (31% of last week's jail admissions) were admitted with a state misdemeanor as the most serious charge at admission, a 37% increase from the week ending 21 September.

Fig. 5. Jail Admissions by most serious charge category and hold status at booking, 22 September - 28 September 2024



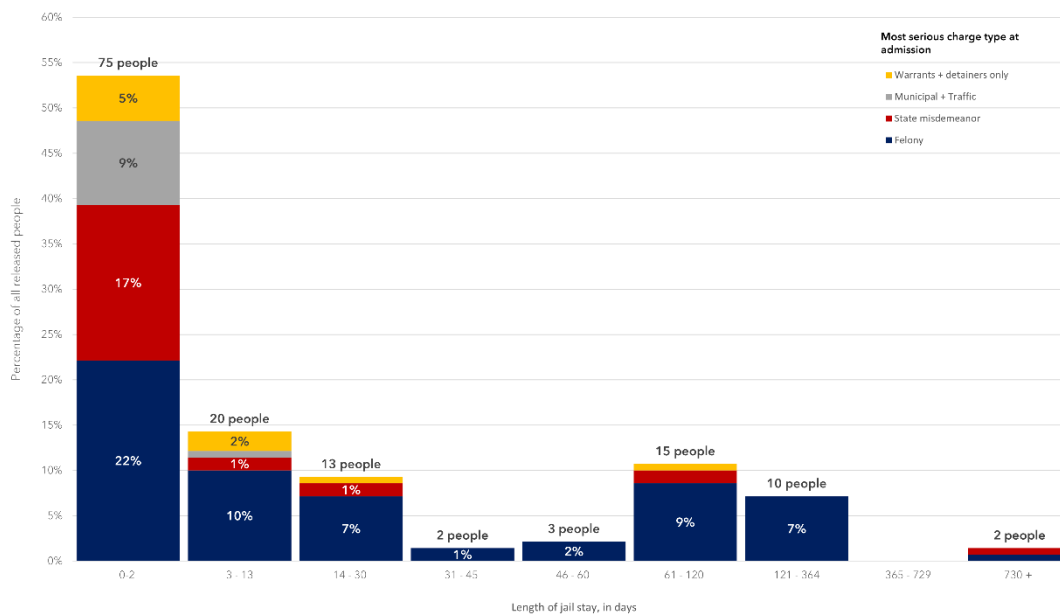
Orleans Parish Jail Population by the numbers - Week ending 28 September 2024

212 people were released from jail custody between 22 September and 28 September 2024, a 51.4% increase from the 140 releases that took place on the week ending 21 September.

The weekly jail turnover rate for the week ending 28 September 2024 was 29%, 6 percentage points higher than the turnover rate for the week ending 21 September. A measure developed by the Bureau of Justice Statistics, the jail turnover rate tells us something about the flow of people into and out of the jail. On average, nearly 3 out of 10 people detained in the jail last week had been newly admitted or was very soon to be released.

In 2022 (the most recent year for which we have published data), the average weekly turnover rate for jails of our size was 31% (see this [BJS report](#) for more details). Generally, higher turnover rates indicate larger numbers of jail admissions and releases, relative to the average daily population.

The average length of jail stays for people who were released last week was 42 days.



The average length of stay was 42 days for the 212 people who were released from jail custody on the week ending 28 September 2024 (min = < 1 day; max = 835 days; standard dev. = 108.4). **The median length of stay was 3 days** for all released people, 1 day more than the median for the week ending 21 September.

49%, or 104 people, were released after staying in jail for two days or fewer. The 108 people who were released after more than 2 days in jail – 51% of the 212 people who were released last week – stayed in custody an average of 81 days (median = 25 days; standard dev. = 141.8).

Fig. 6. Length of jail stay by most serious charge type at admission for people released 22 September - 28 September 2024, N = 140

103 people (49% of releasees last week) who left jail custody having had a felony as the most serious charge at admission stayed in jail for an average of 78 days (max = 835 days; standard dev. = 146.4; median = 10 days). The 66 people who were released having had a state misdemeanor as the most serious charge at admission (31% of all releasees) spent an average of 8 days in jail (max = 172 days; standard dev. = 23.0; median = 1 day).

We welcome your feedback and questions! As a stakeholder, have you noticed something and wondered if data exists to confirm your observations? At OCJC, we are interested in your observations and data questions. Please reach out to Adrienne Tobler at adrienne.tobler@nola.gov to further discuss the possibility of exploring your questions. For more definitions of the terms used in this report, please see our [glossary](#). For technical questions, please contact Theresa McKinney at theresa.mckinney@nola.gov.