



2019 – 2020 Equitable Business Opportunity Program Performance Report

City of New Orleans
October 2021

2019-2020 EBO Performance Report

About EBO/DBE Compliance

- All contracts awarded during the reporting period are monitored for DBE commitment and DBE utilization.
- Commitment is expressed as the percentage of DBE participation committed for the contract.
- Utilization is expressed as the percentage of payments to DBE firms.
- Contracts under \$15,000, CEAs, real estate transactions, and contracts procured under an emergency declaration are not included in compliance monitoring.

What's in This Report

- This report covers the period from January 1, 2019 through December 31, 2020.
- Data reflects verifiable contract and payment data that OSD is tracking from the past 2 years.
- DBE waivers indicate both sole source and departmental waivers.
- Waiver reports do not capture requirements contracts.
- DBE performance dashboards for all departments and agencies with contracts awarded during the report period are provided.

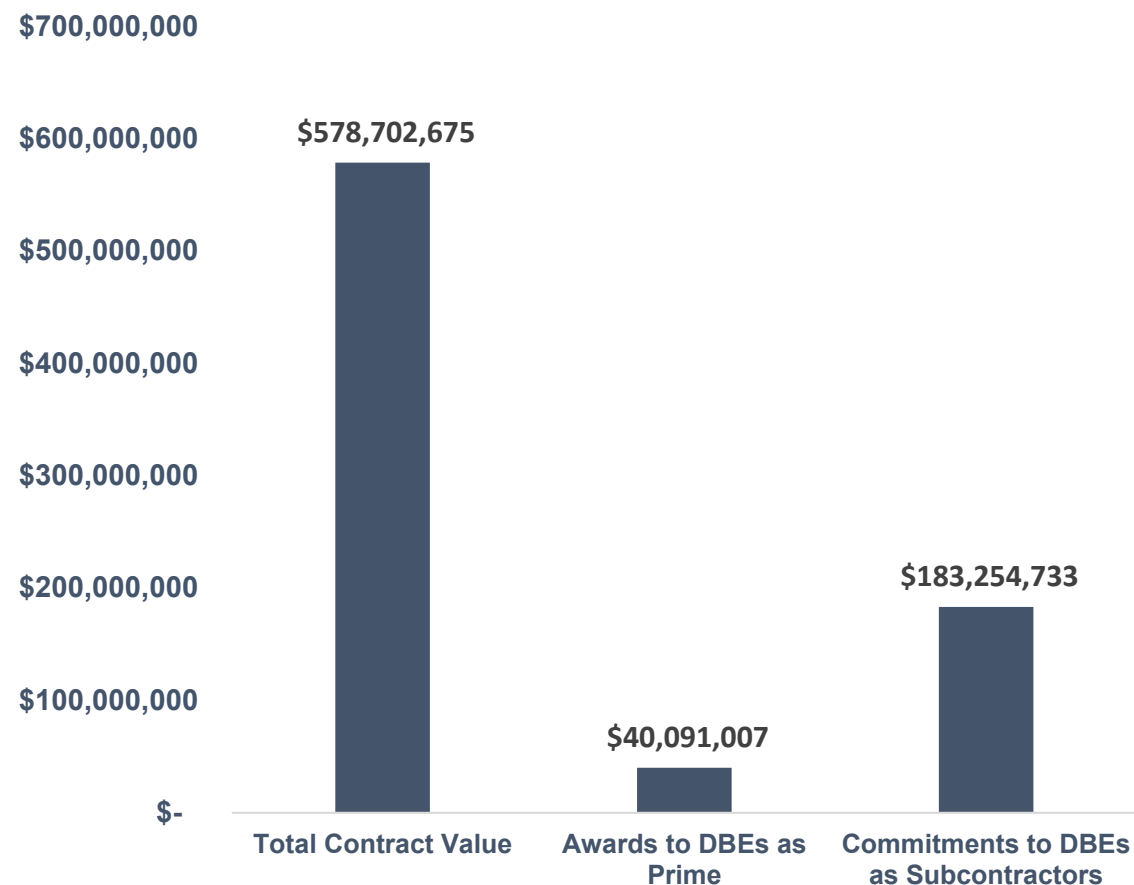
2019-2020 Contracts Awarded

254 Total Contracts Awarded for a Value of \$578,702,675

43 Contracts Awarded to DBEs as Primes for a Value of \$40,091,007

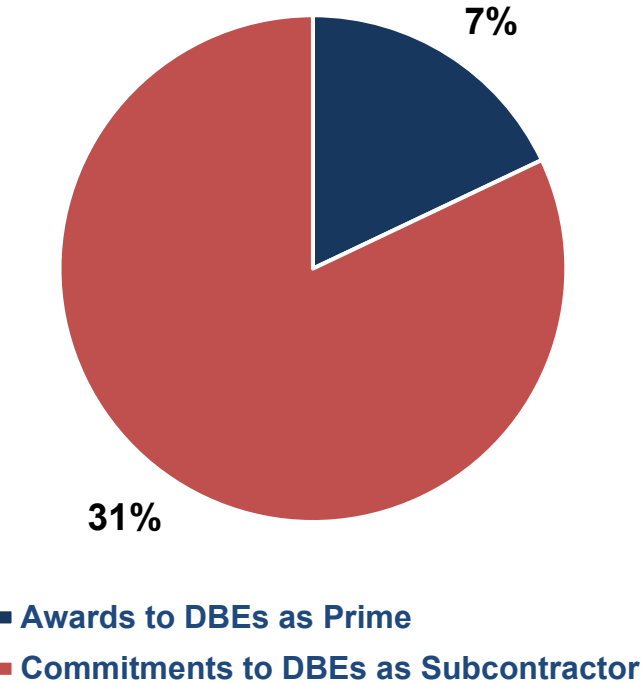
87 Contracts Awarded to DBEs as Subcontractors for a Value of \$183,254,733

130 Contracts Awarded to DBEs for a Total Value of \$223,345,740

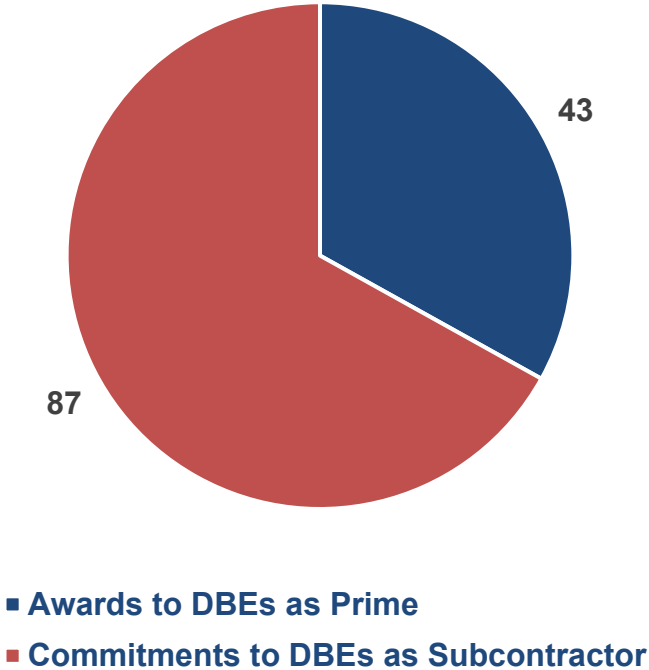


2019-2020 Contracts Awarded to DBEs

2019 -20120
Value of Awards to DBEs



2019 - 2020
Number of Commitments to DBEs

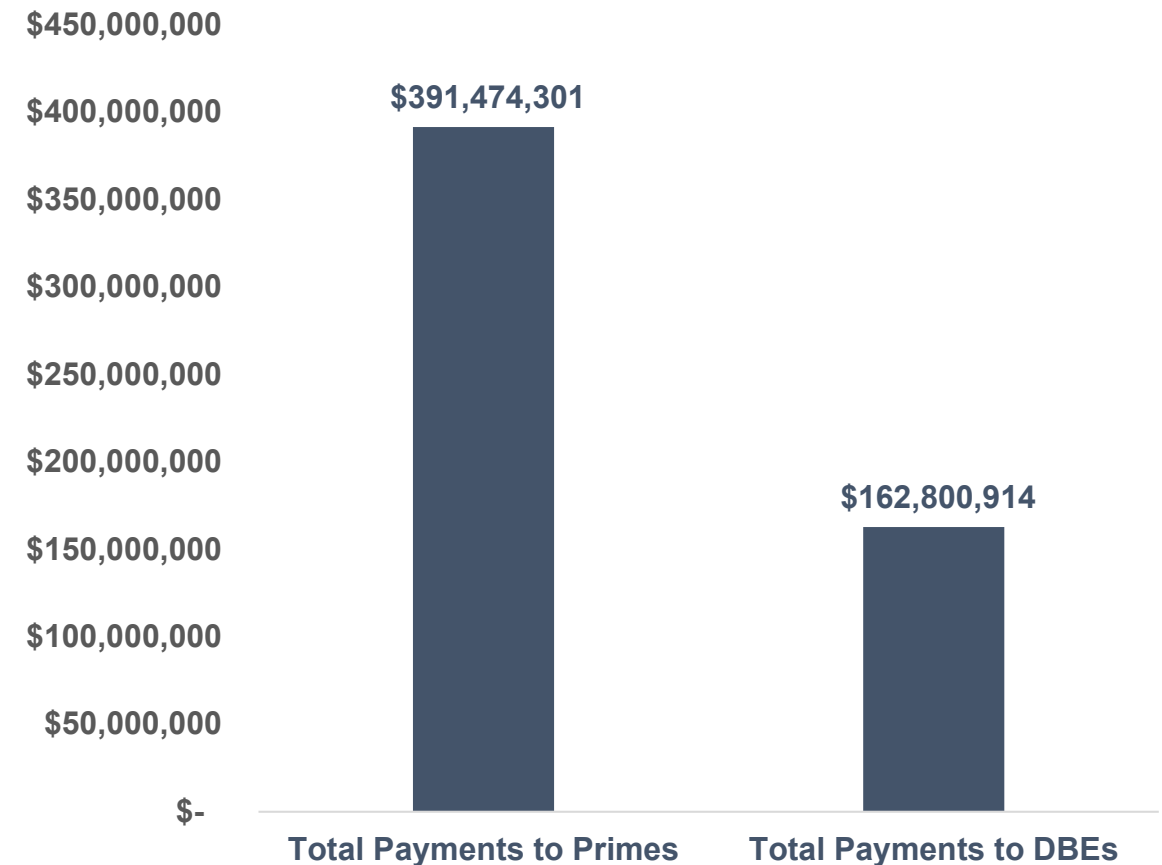


2019 – 2020 DBE Utilization

**Total Paid to Primes
\$391,474,301**

**Total Paid to DBEs
\$162,800,914**

**41.59%
DBE Utilization for City
Projects**



*Utilization is expressed as the percentage of payments to DBE firms.

**Payments made during 2019 -2020 regardless of when the contract was executed.

2019 – 2020 Restoration Tax Abatement (RTA) Projects

Total RTA Projects
\$68,581,417

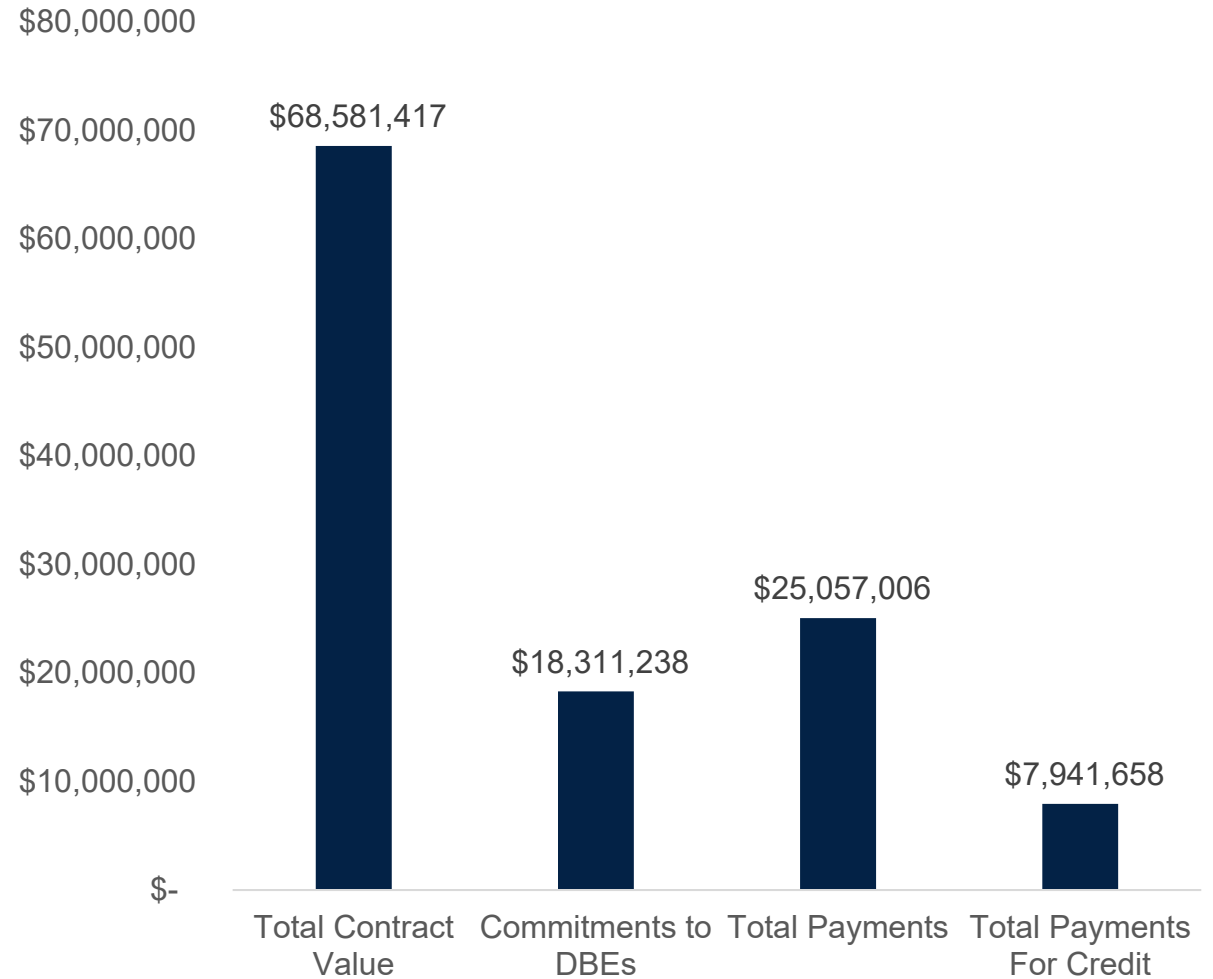
Commitments to DBE Firms
\$18,311,238

DBE Commitment Rate
26.70%

Total Paid-to-Date
\$25,057,006

Total Paid to DBEs
\$7,941,658

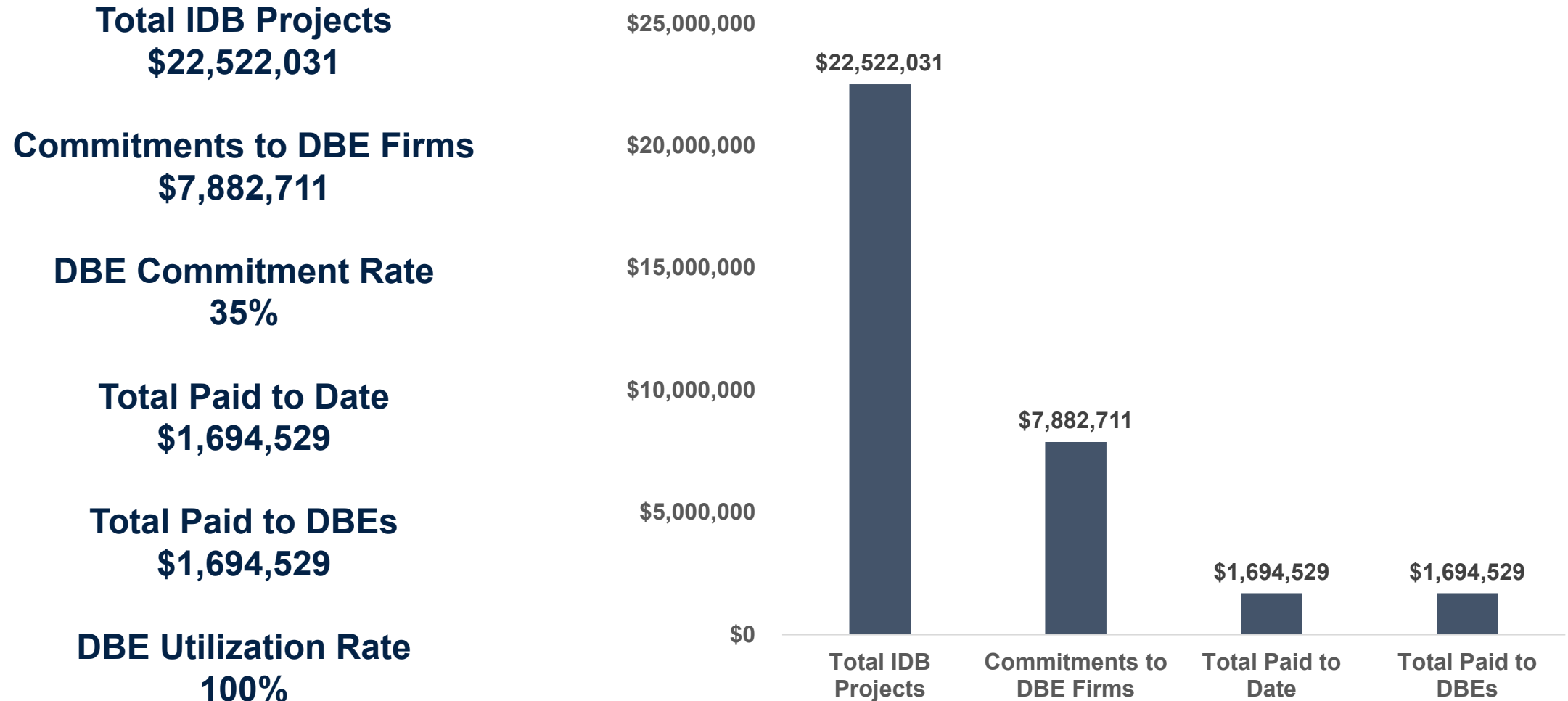
DBE Utilization Rate
31.96%



*Payments are still being made on open contracts and DBE utilization rate may change.

2019 - 2020

Industrial Development Board Projects



*Payments are still being made on open contracts and DBE utilization rate may change.



Four Seasons New Orleans Hotel & Residences

Total Contract Value
\$312,190,649

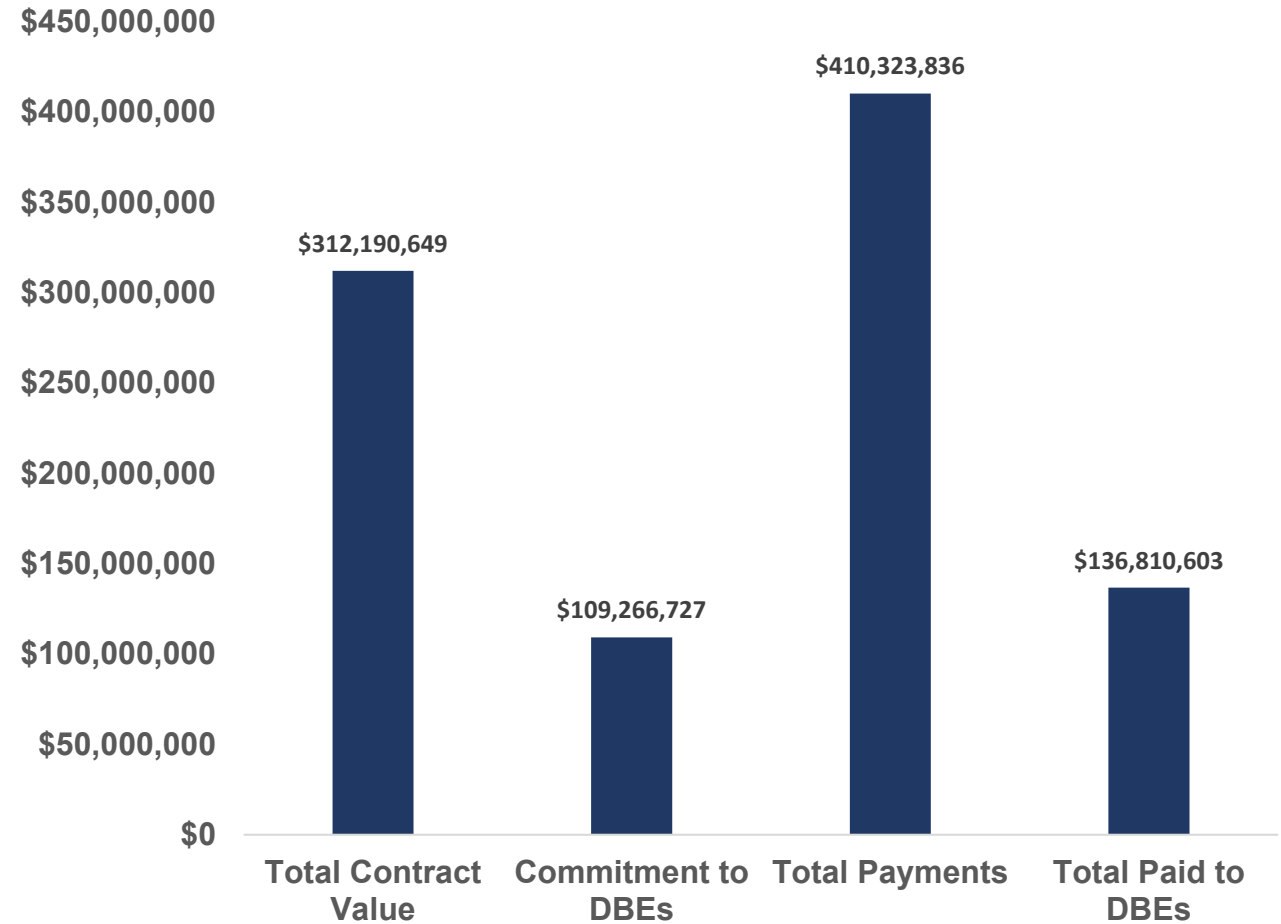
Commitments to DBE Firms
\$109,266,727

DBE Commitment Rate
35%

Total Paid to Date
\$410,323,836

Total Paid to DBEs
\$136,810,603

DBE Utilization Rate
33.34%



*Payments are still being made on open contracts and DBE utilization rate may change.

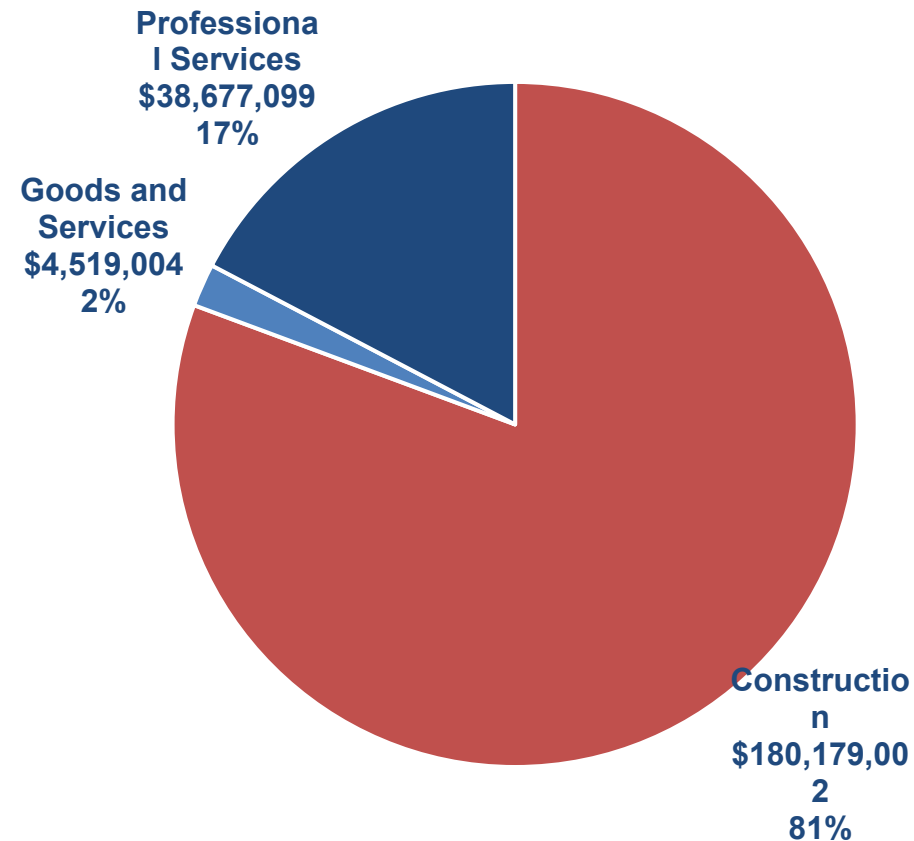
2019 -2020

DBE Contracts by Procurement Type

Construction
\$180,179,002 or 81%

Professional Services
\$38,677,099 or 17%

Goods and Services
\$4,519,004 or 2%



2019 – 2020 DBE Waiver Requests

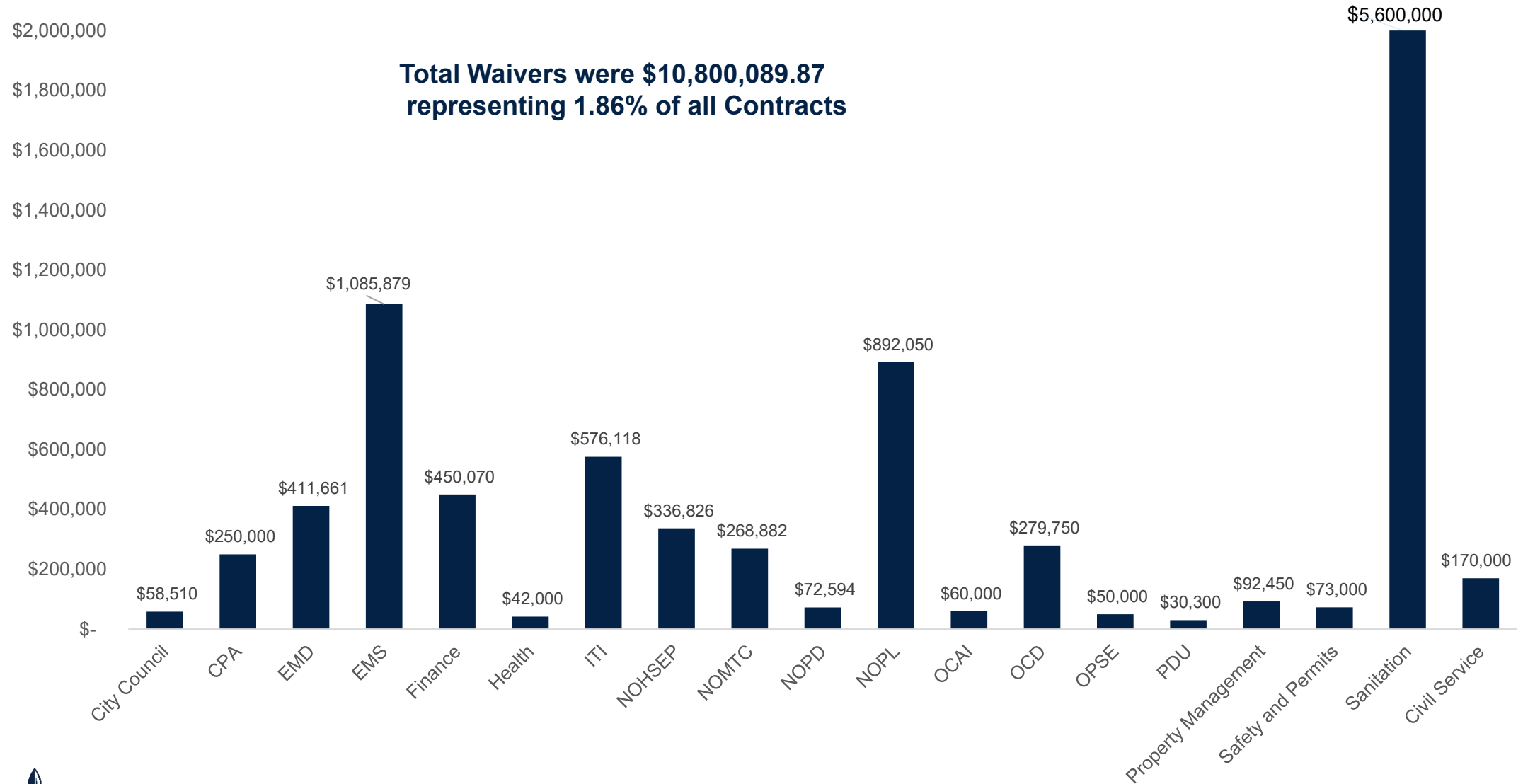
Department	Reason for Waiver	OSD Approval	CAO Concurrence		Department	Reason for Waiver	OSD Approval	CAO Concurrence
City Council	No Opportunity for Subcontracting	Y	Y		ITI	No DBEs (OSD not recommending)	N	Y
Civil Service	Fewer than 3 DBEs who can provide services	Y	Y		ITI	No Opportunity for Subcontracting	Y	Y
Civil Service	No opportunity for sub-contracting	Y	Y		ITI	No Opportunity for Subcontracting	Y	Y
Community Development	Sole Source	Y	Y		Law	Sole Source	Y	Y
CPA	Specialized Expertise	Y	Y		NOHSEP	Sole Source	Y	Y
EMD	Fewer than 3 DBEs who can provide services	Y	Y		NOHSEP	Sole Source	Y	Y
EMD	Fewer than 3 DBEs who can provide services	Y	Y		NOHSEP	Sole Source	Y	Y
EMD	Sole Source	Y	Y		NOHSEP	Sole Source	Y	Y
EMD	Sole Source	Y	Y		NOMTC	Sole Source	Y	Y
EMD	Fewer than 3 DBEs who can provide services	Y	Y		NOMTC	Sole Source	Y	Y
EMS	Sole Source	Y	Y		NOMTC	Sole Source	Y	Y
EMS	Sole Source	Y	Y		NOMTC	Sole Source	Y	Y
EMS	Fewer than 3 DBEs who can provide services	Y	Y		NOMTC	Fewer than 3 DBEs who can provide services	Y	Y
EMS	Sole Source	Y	Y		NOMTC	No opportunity for sub-contracting	Y	Y
Finance	Sole Source	Y	Y		NOMTC	Fewer than 3 DBEs who can provide services	Y	Y
Finance	Sole Source	Y	Y		NOPD	Sole Source	Y	Y
Finance	No opportunity for sub-contracting	Y	Y		NOPD	Sole Source	Y	Y
Finance	Sole Source	Y	Y		NOPD	Sole Source	Y	Y
Finance	Sole Source	Y	Y		NOPD	Sole Source	Y	Y
Health	Sole Source	Y	Y		NOPL	No opportunity for sub-contracting	Y	Y
Health	Sole Source	Y	Y		NOPL	Unique/Non-competitive	Y	Y
Homeland Security	Fewer than 3 DBEs who can provide services	Y	Y		NOPL	Unique/Non-competitive	Y	Y
ITI	Sole Source	Y	Y		NOPL	Sole Source	Y	Y
ITI	Sole Source	Y	Y		NOPL	Sole Source	Y	Y
ITI	Sole Source	Y	Y		NOPL	Sole Source	Y	Y
ITI	Sole Source	Y	Y		NOPL	Sole Source	Y	Y
ITI	Sole Source	Y	Y		OCAI	No opportunity for sub-contracting	Y	Y
ITI	Sole Source	Y	Y		OCAI	Sole Source	Y	Y
ITI	Sole Source	Y	Y		OCD	Fewer than 3 DBEs who can provide services	Y	Y
ITI	Sole Source	Y	Y		OPSE	No Opportunity for Subcontracting	Y	Y
ITI	Sole Source	Y	Y		PDU	Sole Source	Y	Y
ITI	Sole Source	Y	Y		Property Management	Sole Source	Y	Y
ITI	No Opportunity for Subcontracting	Y	Y		Property Management	Sole Source	Y	Y
ITI	No Opportunity for Subcontracting	Y	Y		Safety and Permits	No opportunity for sub-contracting	Y	Y
ITI	No DBEs (OSD not recommending)	N	Y		Sanitation	No opportunity for sub-contracting	Y	Y
ITI	N0 DBEs (OSD not recommending)	N	Y					

2019 – 2020 DBE Waiver Requests

- **Departments Request Waivers of the equity goal when attainment of the goal is not possible.**
- **Most waivers are Sole Source procurements**
- **OSD seeks to certify more eligible firms in areas where there are few or no certified EBO/DBEs**

Reason for Approved Waiver	Totals
Sole Source	45
No Opportunity for Sub-contracting	13
Fewer than 3 DBEs who can provide services	10
Denied Waivers	3
Total	71

2019 – 2020 DBE Participation Waivers



City Departments/Agencies Currently Monitored

- Canal St. Development Corporation
- CAO
- Capital Projects Administration
- City Planning Commission
- Code Enforcement
- Department of Public Works
- Economic Development
- EMS
- EMD
- Ethics Review Board
- French Market Corporation
- Health Department
- Industrial Development Board
- Information Technology
- Intergovernmental Relations
- Law Department
- Mayor's Office
- Municipal Yacht Harbor
- New Orleans Business Alliance (NOLABA)
- New Orleans Building Corporation
- NORD-C
- New Orleans Fire Department
- New Orleans Police Department
- New Orleans Public Library
- Office of Community Development
- Office of Inspector General
- Property Management
- Purchasing
- Retirement Board
- Risk Management
- Sanitation
- Supplier Diversity
- Workforce Development

2019 - 2020 Departmental Performance Dashboards



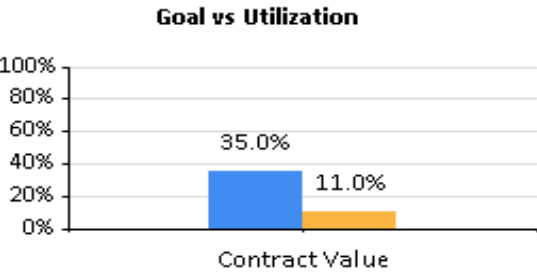
Department Dashboard

Displaying contracts awarded from 1/1/2019 to 12/31/2020

Report run 10/14/2021

Blight/Code Enforcement

Number of Contracts	3
Total Contract Value	\$13,079,300
Total Payments	\$2,937,410
Total Payments For Credit	\$323,898
Goal	35.00%
Utilization	11.03%



Contract Number	Contract Title	Business Name	Date Start	Date End	Status	Contract Value	Payments Total Prime	Payments Total For Credit	Goal	Util.
350	Emergency Comprehensive	Durr Heavy Construction	3/30/2020	3/13/2021	Open	\$5,852,000	\$1,323,559	\$27,150	35.0%	2.1%
338	Non-Emergency Demolition for	Durr Heavy Construction	3/30/2020	3/30/2021	Open	\$4,836,750	\$0	\$0	35.0%	0.0%
2153	Lot Abatement Services	H & O Investments, LLC	1/10/2019	1/9/2022	Open	\$2,390,550	\$1,613,851	\$296,748	35.0%	18.4%

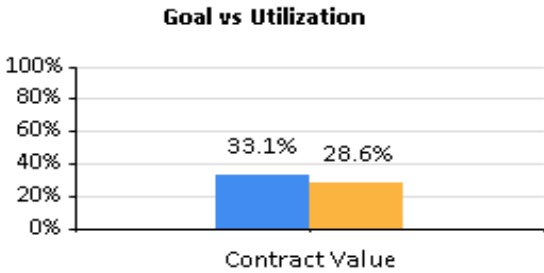
Department Dashboard

Displaying contracts awarded from 1/1/2019 to 12/31/2020

Report run 10/14/2021

Capital Projects

Number of Contracts	40
Total Contract Value	\$58,805,833
Total Payments	\$33,362,082
Total Payments For Credit	\$9,550,187
Goal	33.13%
Utilization	28.63%



Contract Number	Contract Title	Business Name	Date Start	Date End	Status	Contract Value	Payments Total Prime	Payments Total For Credit	Goal	Util.
1679	DA Office Building 2nd Floor Addition	NANO, LLC	4/17/2020	5/20/2022	Open	\$290,863	\$30,161	\$30,161	35.0%	100.0%
1722	New NOPD Firing Range (NPD040 -	NANO, LLC	5/13/2020	5/13/2021	Open	\$293,012	\$220,004	\$220,004	35.0%	100.0%
1911	EMD Central Maintenance Facility	Smith Construction Co.	8/10/2020	8/10/2021	Open	\$4,704,510	\$1,696,320	\$1,696,320	35.0%	100.0%
200	Joseph Bartholomew Walking Path	Crescent Commercial	4/1/2019	4/1/2020	Closed	\$492,384	\$492,384	\$103,985	36.6%	21.1%
747	JOC 10 - NOFD PCO 38 - Structural	Tuna Construction	12/28/2020	3/28/2021	Open	\$28,932	\$0	\$0	0.0%	0.0%
1509	NOFD Multi Station Renovation	Tuna Construction	2/7/2020	6/30/2021	Open	\$1,768,985	\$1,601,640	\$278,765	35.0%	17.4%
1661	Alma Peters Playground (K20-1070 -	Dana Brown & Associates, Inc.	9/28/2020	12/31/2020	Open	\$17,388	\$12,297	\$12,297	35.0%	100.0%
1628	Citywide Parks and Playground	Dana Brown & Associates, Inc.	3/24/2020	3/24/2021	Open	\$38,526	\$31,148	\$31,148	35.0%	100.0%
1641	Cut-Off Splash Pad and Wilderness	Dana Brown & Associates, Inc.	3/26/2020	3/26/2021	Open	\$31,295	\$24,578	\$24,578	35.0%	100.0%
291	Pratt Playground - Canopy Installation	Dana Brown & Associates, Inc.	2/20/2020	7/30/2021	Open	\$26,010	\$15,170	\$15,170	35.0%	100.0%
204	Norman Playground Improvements	Thornville Services, Inc.	3/19/2019	3/19/2020	Open	\$159,943	\$143,949	\$143,949	35.0%	100.0%
2285-02497	NOPD First District Hazard Mitigation	Thornville Services, Inc.	3/21/2019	12/31/2019	Closed	\$295,000	\$0	\$0	100.0%	0.0%
1615	PSA - NOPD 4th District Site Clearing -	APS ENGINEERING AND	3/18/2020	3/18/2021	Open	\$65,187	\$0	\$0	35.0%	0.0%
1829	NOFD Communications Building - AE	Linfield, Hunter Junius, Inc.	9/2/2020	9/2/2021	Open	\$53,092	\$31,063	\$7,488	34.8%	24.1%
1971	Behrman Pool Renovations (NRD260)	CONCORDIA LLC	9/18/2020	8/17/2022	Open	\$349,691	\$134,305	\$3,497	32.7%	2.6%
205	Claiborne Ave Fence Project (2285-	Battco Construction and	4/16/2020	7/31/2020	Open	\$295,000	\$265,500	\$0	35.0%	0.0%
1665	Municipal Traffic Court - Temporary	VergesRome Architects, APAC	5/15/2019	3/29/2022	Open	\$1,401,148	\$949,193	\$238,508	29.6%	25.1%
1760	Treme Center Elevator (300 - NRD268 -	MARRERO COUVILLON &	5/27/2020	5/27/2021	Open	\$33,482	\$20,089	\$20,089	35.0%	100.0%
1657	Joseph Bartholomew Golf Course	Markdesign, LLC	4/8/2020	4/8/2021	Open	\$36,069	\$29,822	\$11,555	35.0%	38.7%
1273	VA Building 9th and 10th Floors	Markdesign, LLC	9/2/2019	11/6/2021	Open	\$300,000	\$170,831	\$51,248	35.0%	30.0%
1168	Almonaster Auto Pound Demolition	Julien Engineering &	7/22/2019	10/13/2021	Open	\$62,834	\$48,588	\$48,588	81.0%	100.0%
1566	New Criminal Evidence & Processing	The McDonnell Group	11/21/2019	5/25/2020	Open	\$18,994,000	\$8,901,902	\$1,372,209	36.0%	15.4%
1627	Gernon Brown Play Structure &	SPACKMAN MOSSOP	3/24/2020	9/30/2021	Open	\$32,171	\$20,203	\$7,505	35.0%	37.2%
1538	George Washington Carver	Rome Office LLC	5/8/2019	5/8/2021	Open	\$60,252	\$43,730	\$43,730	35.0%	100.0%

Department Dashboard

Displaying contracts awarded from 1/1/2019 to 12/31/2020

Report run 10/14/2021

1746	Low Barrier Homeless Shelter	Mathes Brierre Architects	5/20/2020	5/20/2021	Open	\$514,939	\$430,432	\$107,966	35.0%	25.1%
2285-02522	Lafitte Greenway - Lemann	Construction Masters	10/22/2019	10/22/2020	Open	\$1,286,001	\$1,286,001	\$66,583	12.6%	5.2%
1786	Municipal Traffic Court - Temporary	Arc Mechanical Contractors	6/16/2020	3/29/2022	Open	\$3,570,000	\$2,749,034	\$923,089	35.0%	33.6%
189	Mosquito Control Hangar Repairs	CUZAN SERVICES, LLC	2/18/2019	1/31/2020	Closed	\$264,981	\$264,981	\$0	35.0%	0.0%
2146	NOPD 4th District Police Station (K20-	F.H. Myers Construction	12/21/2020	3/14/2022	Open	\$6,579,934	\$888,452	\$0	21.1%	0.0%
1380	City Facility Programmatic Study &	Woodward Design+Build	2/5/2019	2/5/2020	Open	\$592,879	\$581,544	\$82,750	20.2%	14.2%
1638	Temp Detention Center Bldgs 1 & 2	Hill International, Inc.	3/27/2020	3/27/2021	Open	\$167,814	\$147,801	\$0	35.0%	0.0%
183	Lafitte Greenway Shelter (2285-02414 -	NFT Group, LLC	2/4/2019	9/30/2020	Closed	\$1,124,216	\$1,124,216	\$294,904	39.5%	26.2%
188	Gentilly Facility Katrina Repairs	NFT Group, LLC	2/18/2019	2/3/2020	Open	\$2,788,475	\$2,788,475	\$751,850	35.0%	27.0%
2026	New Orleans Union Passenger	Blanchard Mechanical	12/1/2020	12/1/2021	Open	\$2,624,900	\$182,555	\$0	35.0%	0.0%
PO 10473	Temporary Acute Mental Health	Blanchard Mechanical	7/1/2019	5/4/2021	Open	\$5,435,719	\$5,435,719	\$2,057,654	36.7%	37.9%
1955	NOFD HQ - Phase I (K20-1017)	CENTRIC GULF COAST, INC.	9/11/2020	9/11/2021	Open	\$815,000	\$432,733	\$138,145	35.0%	31.9%
212	Eastshore Playground Improvements	CENTRIC GULF COAST, INC.	5/20/2019	5/20/2020	Open	\$960,000	\$959,033	\$457,523	35.0%	47.7%
1621	Citywide HMGP Generator Installation	Diamond Electrical Company,	3/20/2020	3/20/2021	Open	\$612,407	\$581,786	\$227,405	36.0%	39.1%
2150	Village De L'Est Community Building –	Stallings Construction	12/15/2020	12/15/2021	Open	\$1,268,894	\$573,123	\$35,963	15.8%	6.3%
2021	Nix Library ADA Building Modifications	MLM Commercial	9/4/2020	9/4/2021	Open	\$369,900	\$53,320	\$45,562	24.0%	85.5%

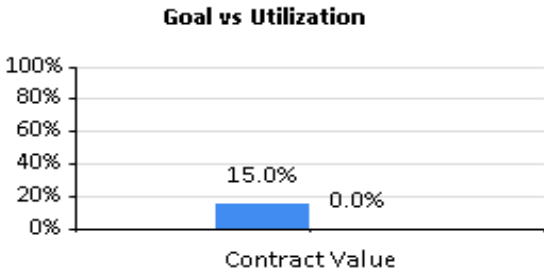
Department Dashboard

Displaying contracts awarded from 1/1/2019 to 12/31/2020

Report run 10/14/2021

Civil Service

Number of Contracts	2
Total Contract Value	\$200,001
Total Payments	\$0
Total Payments For Credit	\$0
Goal	15.00%
Utilization	0.00%

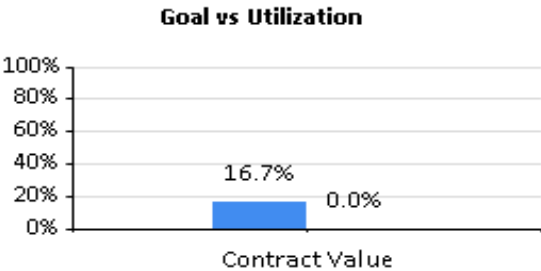


Contract Number	Contract Title	Business Name	Date Start	Date End	Status	Contract Value	Payments Total Prime	Payments Total For Credit	Goal	Util.
243	Laboratory Drug Testing	Alere Toxicology Services, Inc.,	4/5/2019	4/5/2020	Open	\$1	\$0	\$0	0.0%	0.0%
2183	TEST DEVELOPMENT AND	Industrial/Organizational	12/8/2020	12/7/2021	Open	\$200,000	\$0	\$0	15.0%	0.0%

Department Dashboard

Finance

Number of Contracts	2
Total Contract Value	\$3,310,465
Total Payments	\$0
Total Payments For Credit	\$0
Goal	16.72%
Utilization	0.00%

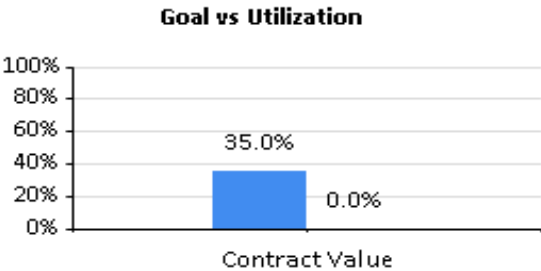


Contract Number	Contract Title	Business Name	Date Start	Date End	Status	Contract Value	Payments Total Prime	Payments Total For Credit	Goal	Util.
2805	Financial Consulting Services	Plante & Moran, PLLC	5/21/2019	12/31/2021	Open	\$1,581,595	\$0	\$0	35.0%	0.0%
2552	PSA with Plante Moran	Plante & Moran, PLLC	5/21/2020	12/31/2021	Open	\$1,728,870	\$0	\$0	0.0%	0.0%

Department Dashboard

French Market Corporation

Number of Contracts	1
Total Contract Value	\$215,563
Total Payments	\$0
Total Payments For Credit	\$0
Goal	35.00%
Utilization	0.00%



Contract Number	Contract Title	Business Name	Date Start	Date End	Status	Contract Value	Payments Total Prime	Payments Total For Credit	Goal	Util.
71	Upper Pontalba Building- Balcony	Colmex Construction LLC	11/2/2020	11/2/2022	Open	\$215,563	\$0	\$0	35.0%	0.0%

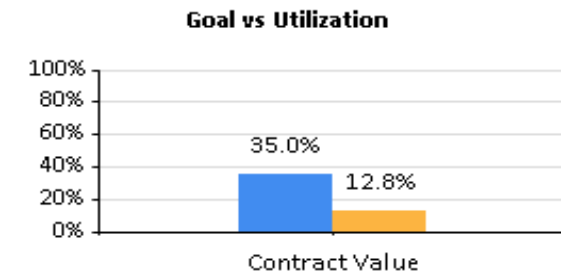
Department Dashboard

Displaying contracts awarded from 1/1/2019 to 12/31/2020

Report run 10/14/2021

Homeland Security

Number of Contracts	4
Total Contract Value	\$33,408,601
Total Payments	\$32,000,792
Total Payments For Credit	\$4,111,715
Goal	34.98%
Utilization	12.85%



Contract Number	Contract Title	Business Name	Date Start	Date End	Status	Contract Value	Payments Total Prime	Payments Total For Credit	Goal	Util.
2095	City Tier II Radio System Maintenance	Hurricane Electronics, Inc	5/6/2020	5/5/2021	Open	\$30,000	\$0	\$0	10.0%	0.0%
2130-02478	Private Security for Municipal	Orleans Security LLC	3/1/2019	3/1/2020	Closed	\$1	\$0	\$0	100.0%	0.0%
1824	COVID-19 Mass Feeding Initiative (624	Revolution Foods	7/7/2020	7/5/2022	Open	\$30,378,600	\$28,183,850	\$294,774	35.0%	1.0%
1228	Security Services for Municipal	PINNACLE SECURITY &	8/25/2019	8/24/2021	Open	\$3,000,000	\$3,816,941	\$3,816,941	35.0%	100.0%

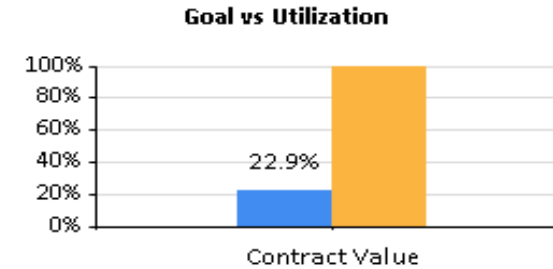
Department Dashboard

Displaying contracts awarded from 1/1/2019 to 12/31/2020

Report run 10/14/2021

Office of Community Development

Number of Contracts	9
Total Contract Value	\$10,302,334
Total Payments	\$2,376,659
Total Payments For Credit	\$3,571,765
Goal	22.90%
Utilization	150.29%



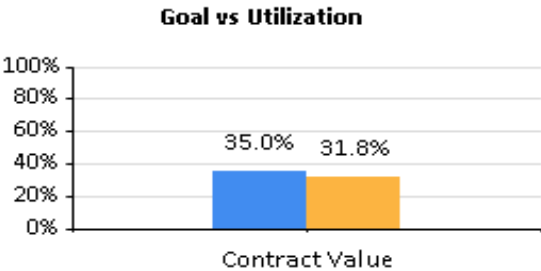
Contract Number	Contract Title	Business Name	Date Start	Date End	Status	Contract Value	Payments Total Prime	Payments Total For Credit	Goal	Util.
624	Rental Housing Program (NHIF2017-	REO, LLC	1/1/2019	1/1/2021	Open	\$400,000	\$76,659	\$83,559	35.0%	109.0% *
1843	Lake Forest Manor	TKTMJ, Inc.	7/1/2020	7/1/2022	Open	\$1,500,000	\$0	\$0	6.5%	0.0%
651	St. Ann Square CDBG2018-002	Providence Community	6/24/2019	6/23/2020	Open	\$1,750,000	\$875,000	\$1,325,308	35.0%	151.5% *
2826	The St Bernard Project Inc	St. Bernard Project, Inc.	9/13/2019	12/31/2022	Open	\$375,000	\$0	\$0	0.0%	0.0%
1889	Concerned Citizens for A Better Algiers	Concerned Citizen for a Better	1/1/2020	12/31/2020	Open	\$746,261	\$0	\$0	2.0%	0.0%
2023	4948 Chef Menteur Apartments, LP	Bates Management	10/1/2020	11/12/2021	Open	\$2,750,000	\$0	\$0	35.0%	0.0%
HOME2018-004	City Square 162	McCormack Baron Salazar	1/1/2019	1/1/2021	Open	\$1,500,000	\$1,425,000	\$2,162,898	35.0%	151.8% *
1888	Brotherhood Inc	BROTHERHOOD INC	1/1/2020	12/31/2020	Open	\$322,663	\$0	\$0	2.0%	0.0%
2487	Covenant House	COVENANT HOUSE NEW	8/1/2020	7/31/2021	Open	\$958,410	\$0	\$0	0.0%	0.0%

*Contract value reflects the value of grants awarded through the city to the Prime. "Payments Total for Credit" reflects payments to DBE subcontractors regardless of funding source, resulting in a utilization rate greater than 100%.

Department Dashboard

Office of the Mayor

Number of Contracts	1
Total Contract Value	\$864,400
Total Payments	\$936,000
Total Payments For Credit	\$297,600
Goal	35.00%
Utilization	31.79%



Contract Number	Contract Title	Business Name	Date Start	Date End	Status	Contract Value	Payments Total Prime	Payments Total For Credit	Goal	Util.
586	State Intergovernmental Affairs	Cornerstone Government	1/30/2019	3/6/2021	Open	\$864,400	\$936,000	\$297,600	35.0%	31.8%

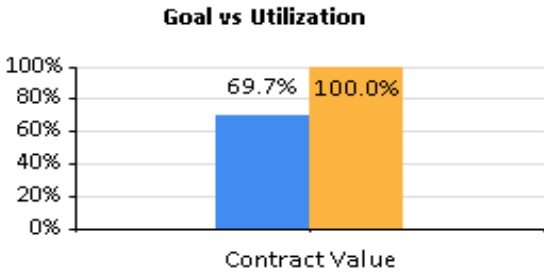
Department Dashboard

Displaying contracts awarded from 1/1/2019 to 12/31/2020

Report run 10/14/2021

Parks and Parkways Commission

Number of Contracts	2
Total Contract Value	\$417,766
Total Payments	\$350,892
Total Payments For Credit	\$350,892
Goal	69.75%
Utilization	100.00%



Contract Number	Contract Title	Business Name	Date Start	Date End	Status	Contract Value	Payments Total Prime	Payments Total For Credit	Goal	Util.
2285-02463	Washington Square Renovations	Commander Corporation	3/25/2019	9/30/2019	Closed	\$345,608	\$278,028	\$278,028	77.0%	100.0%
2033	Washington Square Improvements -	Colmex Construction LLC	12/21/2020	12/21/2021	Open	\$72,158	\$72,864	\$72,864	35.0%	100.0%

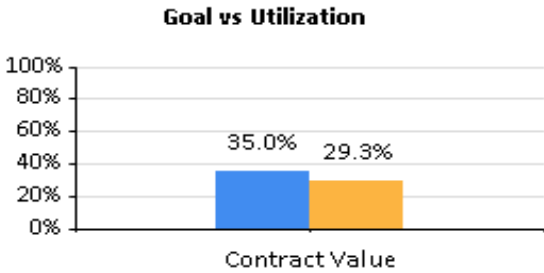
Department Dashboard

Displaying contracts awarded from 1/1/2019 to 12/31/2020

Report run 10/14/2021

Project Delivery Unit

Number of Contracts	3
Total Contract Value	\$1,065,442
Total Payments	\$181,252
Total Payments For Credit	\$53,129
Goal	35.00%
Utilization	29.31%



Contract Number	Contract Title	Business Name	Date Start	Date End	Status	Contract Value	Payments Total Prime	Payments Total For Credit	Goal	Util.
909	Oak Park Stormwater Management	Meyer Engineers, LTD.	7/7/2019	7/6/2021	Open	\$175,092	\$134,718	\$53,129	35.0%	39.4%
1871	Comprehensive Recovery Plan	GCR Inc	7/20/2020	7/19/2021	Open	\$390,350	\$0	\$0	35.0%	0.0%
2135	Archaeological Monitoring Services	Smith, Parrish, and Atkins	12/21/2020	12/20/2021	Open	\$500,000	\$46,534	\$0	35.0%	0.0%

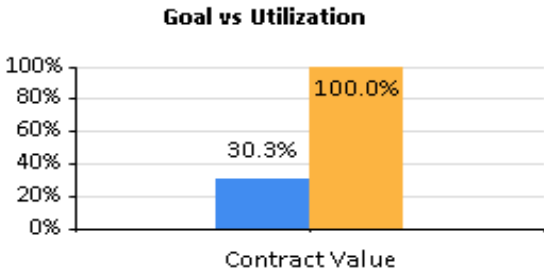
Department Dashboard

Displaying contracts awarded from 1/1/2019 to 12/31/2020

Report run 10/14/2021

Property Management

Number of Contracts	6
Total Contract Value	\$1,091,557
Total Payments	\$414,109
Total Payments For Credit	\$414,109
Goal	30.29%
Utilization	100.00%

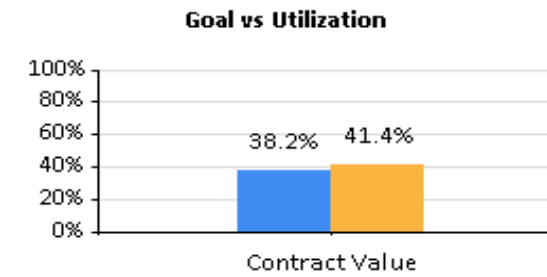


Contract Number	Contract Title	Business Name	Date Start	Date End	Status	Contract Value	Payments Total Prime	Payments Total For Credit	Goal	Util.
743	Janitorial Services for City Buildings on	SUPREME DEVELOPERS, LLC	3/1/2019	3/1/2020	Open	\$146,501	\$82,151	\$82,151	35.0%	100.0%
739	Janitorial Services for Buildings on the	SUPREME DEVELOPERS, LLC	3/1/2019	3/1/2020	Open	\$279,344	\$331,958	\$331,958	100.0%	100.0%
1718	Inspection and Service Agreement and	ADT US HOLDINGS INC DBA	1/1/2020	1/1/2021	Open	\$265,697	\$0	\$0	0.0%	0.0%
1460	SIEMENS INDUSTRY, INC.	SIEMENS INDUSTRY, INC.	9/21/2020	9/20/2021	Open	\$315,268	\$0	\$0	0.0%	0.0%
1429	Gulf Coast Sports AE&S, LLC	Gulf Coast Sports AE&S LLC	11/19/2019	2/15/2020	Open	\$43,747	\$0	\$0	0.0%	0.0%
1461	SWE, INC.	SWE, Inc.	7/1/2019	6/30/2020	Open	\$41,000	\$0	\$0	0.0%	0.0%

Department Dashboard

Public Works

Number of Contracts	173
Total Contract Value	\$451,808,880
Total Payments	\$181,977,750
Total Payments For Credit	\$75,335,459
Goal	38.19%
Utilization	41.40%



Contract Number	Contract Title	Business Name	Date Start	Date End	Status	Contract Value	Payments Total Prime	Payments Total For Credit	Goal	Util.
1324	RR114 Lower Ninth Ward South Group	C & S Consultants, Inc.	11/25/2019	11/25/2021	Open	\$475,546	\$642,301	\$321,281	100.0%	50.0%
1323	RR113 Lower Ninth Ward - Design and	C & S Consultants, Inc.	10/22/2019	10/22/2020	Open	\$500,414	\$430,145	\$324,694	100.0%	75.5%
1895	RR183 Treme Lafitte Group B	Command Construction	7/31/2020	7/31/2022	Open	\$8,091,589	\$516,339	\$194,912	38.0%	37.7%
1702	RR112 Lower Ninth Ward South Ward	Command Construction	6/26/2020	6/26/2022	Open	\$7,556,365	\$2,857,738	\$863,356	35.0%	30.2%
1660	RR186 - Viavant-Lake Catherine Group	Command Construction	3/2/2020	3/2/2021	Open	\$6,483,337	\$2,717,645	\$1,581,367	37.6%	58.2%
1629	RR130 Milneburg Group A #1629 K20-	Command Construction	2/21/2020	2/21/2021	Open	\$11,395,839	\$1,773,086	\$862,992	38.8%	48.7%
38	RR182 Treme Lafitte Group A	Command Construction	10/23/2019	10/23/2020	Open	\$5,652,880	\$2,353,737	\$873,025	35.0%	37.1%
942	RR100 - Little Woods Group A	Command Construction	6/11/2019	6/11/2021	Open	\$17,020,972	\$0	\$0	36.9%	0.0%
788	RR037-Filmore North Group A	Command Construction	3/29/2019	3/31/2020	Closed	\$6,744,363	\$7,230,953	\$7,230,953	36.0%	100.0%
1705	RR082 Lakeshore Group E	ECM Consultants, Inc.	5/29/2020	5/28/2022	Open	\$134,153	\$84,626	\$43,717	35.0%	51.7%
1664	RR071 Lake Terrace Oaks Group C	ECM Consultants, Inc.	5/13/2020	5/12/2022	Open	\$640,016	\$295,515	\$122,926	35.0%	41.6%
1208	RR032 Dillard Group B	GAEA Consultants, LLC	10/3/2019	10/8/2021	Open	\$300,269	\$104,844	\$104,844	80.0%	100.0%
1207	RR031 Dillard Group A	GAEA Consultants, LLC	10/3/2019	10/3/2020	Open	\$242,103	\$205,327	\$205,327	80.0%	100.0%
1762	RR080 Lakeshore Group C	Infinity Engineering	6/11/2020	7/12/2022	Open	\$301,615	\$137,606	\$137,606	87.0%	100.0%
1759	RR081 Lakeshore Group D	Infinity Engineering	6/1/2020	7/12/2022	Open	\$229,285	\$200,023	\$200,023	98.0%	100.0%
927	RR125 - RR3 Mid City Group B	Infinity Engineering	7/11/2019	7/22/2022	Open	\$1,778,746	\$869,210	\$869,210	86.5%	100.0%
1905	RR008 Black Pearl Group B -	Infinity Construction and	9/21/2020	9/21/2022	Open	\$5,113,979	\$0	\$0	35.0%	0.0%
1188	St. Claude drainage Improvements	Infinity Construction and	6/4/2019	6/30/2019	Open	\$1,729,121	\$1,335,260	\$1,418,043	35.0%	106.2%
1775	St. Claude Group H (K20-600)	Rahman & Associates Inc.	5/26/2020	5/26/2021	Open	\$916,682	\$89,071	\$89,071	35.0%	100.0%
1774	RR172 St. Claude Group G (K20-599)	Rahman & Associates Inc.	5/26/2020	5/26/2021	Open	\$0	\$153,168	\$58,975	35.0%	38.5%
RR173	RR173 St. Claude Group H	Rahman & Associates Inc.	5/26/2020	5/26/2021	Open	\$916,682	\$181,165	\$181,165	35.0%	100.0%
837	PSA - RR168 St. Claude Group C -	Rahman & Associates Inc.	3/23/2019	3/22/2022	Open	\$922,392	\$0	\$0	100.0%	0.0%
1240	RR061 Gentilly Woods Group F	EJES Incorporated	10/23/2019	10/10/2021	Open	\$1,271,515	\$723,930	\$723,930	100.0%	100.0%

1220	RR074 Lake Vista Group B	EJES Incorporated	10/10/2019	9/2/2021	Open	\$415,637	\$230,419	\$230,419	100.0%	100.0%
1725	DPW 2016-A01	GreenPoint Engineering	5/14/2020	5/14/2025	Open	\$503,746	\$73,182	\$73,182	100.0%	100.0%
1210	PSA - 500C-02505 2019 Drainage	GreenPoint Engineering	11/15/2019	11/7/2021	Open	\$566,847	\$236,624	\$236,624	72.0%	100.0%
1206	RR068 Iberville-Tulane-Gravier- Lower	GreenPoint Engineering	9/20/2019	8/25/2021	Open	\$524,638	\$275,297	\$275,297	100.0%	100.0%
1204	RR023 Central City Road Repairs -	GreenPoint Engineering	10/3/2019	10/3/2020	Open	\$324,975	\$192,027	\$15,792	100.0%	8.2%
1205	RR024 Central City Road Repairs -	GreenPoint Engineering	10/3/2019	10/3/2020	Open	\$273,286	\$171,121	\$171,121	100.0%	100.0%
1203	RR022 Central City Road Repairs -	GreenPoint Engineering	9/20/2019	8/25/2022	Open	\$576,446	\$379,587	\$120,721	100.0%	31.8%
1214	RR019 B.W. Cooper, Gert Town, Dixon	Pivotal Engineering, LLC	10/10/2019	8/19/2021	Open	\$278,053	\$37,797	\$37,797	95.0%	100.0%
1213	RR018 B.W. Cooper, Gert Town, Dixon	Pivotal Engineering, LLC	10/10/2019	10/10/2020	Open	\$820,440	\$123,327	\$123,327	91.0%	100.0%
1211	RR016 B.W.Cooper, Gert Town, &	Pivotal Engineering, LLC	10/3/2019	8/26/2021	Open	\$405,365	\$128,662	\$128,662	94.0%	100.0%
1212	RR017 B.W.Cooper, Gert Town, &	Pivotal Engineering, LLC	10/3/2019	8/26/2022	Open	\$520,332	\$79,922	\$79,922	94.0%	100.0%
935	Wright Road (Chef Menteur Hwy-	Pivotal Engineering, LLC	6/29/2019	6/28/2021	Open	\$704,945	\$129,664	\$129,664	100.0%	100.0%
DPW391	Magnolia Pedestrian Bridge	Gulf South Engineering and	2/4/2019	2/4/2020	Open	\$383	\$0	\$0	35.0%	0.0%
1554	RR194 - West End Group B (K20-207)	MSMM Engineering, LLC	3/6/2020	11/9/2022	Open	\$428,808	\$300,165	\$300,165	100.0%	100.0%
1507	PSA - RR193 West End Group A -	MSMM Engineering, LLC	11/10/2019	11/9/2021	Open	\$239,257	\$153,663	\$153,663	100.0%	100.0%
1217	Lower Ninths Ward Northwest Group	MSMM Engineering, LLC	10/31/2019	10/31/2020	Open	\$632,314	\$300,012	\$300,012	35.0%	100.0%
1218	RR115 Lower Ninth ward South Group	MSMM Engineering, LLC	10/31/2019	8/25/2022	Open	\$899,276	\$485,301	\$485,301	100.0%	100.0%
1626	RR073 Lake vista- Group A (K20-260)	Roubion Roads & Streets, LLC	2/28/2020	2/28/2021	Open	\$3,379,717	\$2,198,671	\$0	37.4%	0.0%
831	Pontilly Drainage Upgrades - HMGP	Fleming Construction	2/4/2019	3/5/2020	Open	\$10,476,095	\$8,185,167	\$4,092,036	35.0%	50.0%
1808	RR025 City Park Group A	Fleming Construction	8/6/2020	6/14/2021	Open	\$6,143,055	\$1,978,370	\$1,258,446	35.0%	63.6%
1618	RR104 Lower ninth ward Northeast	Fleming Construction	3/2/2020	3/2/2021	Open	\$8,856,154	\$5,267,569	\$1,738,713	35.2%	33.0%
1387	RR192 West Bank Group B	Fleming Construction	1/29/2020	1/29/2021	Open	\$5,021,110	\$3,766,074	\$2,519,001	35.0%	66.9%
825	RR166 St. Claude Group A	Hard Rock Construction, LLC	2/4/2019	2/4/2235	Open	\$5,676,332	\$3,553,147	\$1,253,256	35.0%	35.3%
1970	RR010 Broadmoor Group A	Hard Rock Construction, LLC	10/8/2020	10/8/2022	Open	\$13,612,858	\$2,602,696	\$234,783	35.0%	9.0%
2134	RR035 East Riverside, Garden District,	Hard Rock Construction, LLC	10/26/2020	10/26/2021	Open	\$7,328,128	\$1,290,358	\$86,118	35.0%	6.7%
1903	RR131 Milneburg Group B	Hard Rock Construction, LLC	10/6/2020	10/6/2022	Open	\$7,454,477	\$1,728,914	\$293,913	35.0%	17.0%
1831	RR185 Uptown and West Riverside	Hard Rock Construction, LLC	6/30/2020	6/30/2022	Open	\$11,172,923	\$0	\$0	36.0%	0.0%
1846	RR140 Pontchartrain Park Group A	Hard Rock Construction, LLC	7/13/2020	7/13/2022	Open	\$10,837,817	\$5,711,048	\$1,670,578	35.5%	29.3%
944	RR124-RR3-Mid City Group A #944	Hard Rock Construction, LLC	5/16/2019	3/9/2020	Open	\$9,121,542	\$6,045,233	\$2,860,353	35.0%	47.3%
1920	DPW-Wright Road (Chef Menteur -	Hard Rock Construction, LLC	7/28/2020	7/28/2021	Open	\$6,199,984	\$1,873,161	\$813,965	36.0%	43.5%
1727	RR009 Black Pearl East Carrollton	Hard Rock Construction, LLC	4/2/2020	4/2/2021	Open	\$11,946,759	\$3,545,507	\$651,373	35.0%	18.4%
1499	RR134 Pines Village Group B	Hard Rock Construction, LLC	11/26/2019	11/26/2020	Open	\$2,429,810	\$1,559,835	\$43,460	35.0%	2.8%
1385	RR050 Freret Group A	Hard Rock Construction, LLC	10/29/2019	10/29/2020	Open	\$5,485,534	\$3,463,824	\$1,458,107	35.0%	42.1%
1470	RR132 Navarre Group A #1470 K19-	Hard Rock Construction, LLC	10/10/2019	10/10/2020	Open	\$8,751,570	\$7,681,919	\$1,584,593	35.0%	20.6%
937	RR042 Filmore South Group A	Hard Rock Construction, LLC	8/12/2019	8/12/2020	Open	\$6,132,859	\$7,583,732	\$1,583,019	35.0%	20.9%
2258	RR115 Lower Ninth Ward South Group	Wallace C. Drennan,Inc	12/10/2020	12/10/2021	Open	\$5,688,513	\$636,475	\$64,199	36.8%	10.1%
1849	RR118 Marlyville-Fountainbleau	Wallace C. Drennan,Inc	11/9/2020	11/9/2022	Open	\$10,683,983	\$1,806,961	\$992,525	35.1%	54.9%
1492	RR067 Hollygrove, Leonidas Group A	Wallace C. Drennan,Inc	4/1/2020	4/1/2021	Open	\$9,888,652	\$4,541,019	\$2,579,386	35.7%	56.8%
1379	RR109 Lower Ninth Ward NW Group B	Wallace C. Drennan,Inc	11/19/2019	11/19/2020	Open	\$6,302,564	\$4,537,474	\$2,200,297	36.7%	48.5%
1414	RR133 Pines Village Group A	Wallace C. Drennan,Inc	10/25/2019	10/25/2020	Open	\$14,464,991	\$8,700,553	\$4,685,106	41.1%	53.8%
841	500C-02459 New Orleans East Bridge	Durr Heavy Construction	3/7/2019	12/31/2019	Open	\$923,864	\$765,082	\$20,051	20.0%	2.6%

1728	RR181 St. Roch South Group B	Durr Heavy Construction	4/22/2020	4/22/2021	Open	\$3,848,828	\$646,729	\$73,395	35.0%	11.3%
1497	RR168St. Claude Group C #1497 K20-	Durr Heavy Construction	11/26/2019	11/26/2020	Open	\$6,677,176	\$3,828,113	\$1,274,452	38.4%	33.3%
2041	RR170 St. Claude Group E	Boh Bros Construction Co. LLC	11/9/2020	11/9/2022	Open	\$4,527,298	\$996,214	\$455,451	41.1%	45.7%
1620	RR072 Lake Terrace and Oaks Group D	Boh Bros Construction Co. LLC	3/2/2020	3/2/2021	Open	\$6,232,720	\$1,755,387	\$1,029,196	42.0%	58.6%
1663	RR001 Audubon Group A (K20-310)	Boh Bros Construction Co. LLC	3/16/2020	3/16/2021	Open	\$7,557,841	\$1,762,956	\$1,085,968	35.0%	61.6%
2198	RR121 Marlyville-Fontainebleau	CDM Smith Inc.	12/8/2020	12/7/2022	Open	\$286,000	\$65,190	\$62,408	35.0%	95.7%
904	Breakwater Drive Improvements K19-	TKTMJ, Inc.	7/1/2019	12/31/2020	Open	\$6,294,182	\$5,380,781	\$0	35.0%	0.0%
1951	RR004 Bayou St. John, Fairgrounds,	Barriere Construction , LLC	9/30/2020	9/30/2022	Open	\$23,838,095	\$632,890	\$84,595	35.0%	13.4%
1836	RR021 Central City Group A #1836 K20-	Barriere Construction , LLC	6/25/2020	6/25/2021	Open	\$9,183,056	\$3,276,350	\$1,102,548	35.0%	33.7%
891	PSA - 500C-02117 Geotechnical &	APS ENGINEERING AND	4/12/2019	4/11/2022	Open	\$2,000,000	\$0	\$0	35.0%	0.0%
943	Complete Streets On Call Mobility	Asakura Robinson Company	6/24/2019	6/23/2022	Open	\$500,000	\$0	\$0	82.5%	0.0%
940	Magazine Street Reconstruction -	Linfield, Hunter Junius, Inc.	8/16/2019	8/16/2021	Open	\$275,995	\$272,647	\$37,900	14.2%	13.9%
1321	RR033 East Carrollton Group B	BCG Engineering & Consulting,	11/21/2019	11/21/2020	Open	\$404,889	\$69,024	\$10,924	35.0%	15.8%
1322	RR034 East Carrollton Group C	BCG Engineering & Consulting,	11/21/2019	11/21/2020	Open	\$703,322	\$60,200	\$0	35.0%	0.0%
1549	Lincoln Beach Redevelopment Site	DIGITAL ENGINEERING &	4/3/2020	4/2/2022	Open	\$244,064	\$244,064	\$0	47.5%	0.0%
1261	RR143 Pontchartrain Park Group D	Hartman Engineering, Inc.	10/29/2019	10/29/2020	Open	\$469,945	\$295,337	\$33,425	7.1%	11.3%
1266	RR141 Pontchartrain Park Group B	Hartman Engineering, Inc.	10/29/2019	10/29/2020	Open	\$418,952	\$239,103	\$228,447	97.5%	95.5%
1268	RR142 Pontchartrain Park Group C	Hartman Engineering, Inc.	10/29/2019	10/29/2020	Open	\$472,965	\$297,751	\$34,930	7.4%	11.7%
933	Octavia St. (Freret St.- Claiborne	Richard C. Lambert	1/1/2019	2/28/2022	Open	\$314,820	\$90,773	\$0	20.0%	0.0%
1692	RR086 Lakeview North Group D	Richard C. Lambert	7/17/2020	6/16/2022	Open	\$538,074	\$329,547	\$123,565	35.0%	37.5%
1608	RR148 Read Blvd Group E	Evans-Graves Engineers, Inc.	4/30/2020	4/29/2022	Open	\$419,474	\$265,598	\$0	25.0%	0.0%
1609	RR149 Read Blvd Group F	Evans-Graves Engineers, Inc.	4/30/2020	4/29/2022	Open	\$316,943	\$197,189	\$0	25.0%	0.0%
1693	RR064 Hollygrove Group D	Meyer Engineers, LTD.	5/19/2020	5/19/2022	Open	\$396,987	\$253,803	\$130,945	35.0%	51.6%
1694	RR065 Hollygrove Group E	Meyer Engineers, LTD.	5/19/2020	5/19/2022	Open	\$441,565	\$278,798	\$143,548	35.0%	51.5%
1873	RR063 Hollygrove Group C	Waggoner Engineering	8/21/2020	8/21/2022	Open	\$601,887	\$284,660	\$40,425	35.0%	14.2%
1874	RR066 Hollygrove Group F	Waggoner Engineering	8/21/2020	8/21/2022	Open	\$439,705	\$205,544	\$25,260	35.0%	12.3%
1706	RR052 Gentilly Terrace North Group B	Professional Engineering	5/5/2020	5/5/2021	Open	\$1,138,829	\$611,547	\$142,110	38.4%	23.2%
1714	RR203 Gentilly Terrace South Group K	Professional Engineering	5/12/2020	6/17/2022	Open	\$1,030,344	\$238,706	\$79,100	35.0%	33.1%
1675	RR053 Gentilly Terrace Group C	Professional Engineering	5/18/2020	5/18/2022	Open	\$264,914	\$129,356	\$31,450	35.2%	24.3%
1949	RR123 Marlyville-Fontainebleau	Design Engineering, Inc.	10/27/2020	10/26/2022	Open	\$589,925	\$197,925	\$0	35.0%	0.0%
1973	RR122 Marlyville-Fontainebleau	Design Engineering, Inc.	8/28/2020	8/26/2022	Open	\$449,400	\$162,406	\$53,305	35.0%	32.8%
1201	RR013 Broadmoor Group D Roadway	AECOM TECHNICAL SERVICES,	10/31/2019	10/31/2020	Open	\$281,872	\$157,991	\$35,940	35.0%	22.7%
947	Complete Streets On Call Mobility	AECOM TECHNICAL SERVICES,	7/1/2019	6/30/2022	Open	\$500,000	\$0	\$0	35.0%	0.0%
1216	RR087 Lakeview North Group E	ITS Regional, LLC	10/10/2019	8/21/2022	Open	\$407,519	\$322,038	\$322,038	100.0%	100.0%
1239	RR002 Professional Surveying and	ITS Regional, LLC	10/1/2019	10/22/2021	Open	\$460,306	\$309,905	\$309,905	100.0%	100.0%
1372	Lakeview North Group B	Integrated Logistical Support,	11/22/2019	11/25/2021	Open	\$444,134	\$68,081	\$68,081	100.0%	100.0%
3000	RR084 Lakeview North Group B -	Integrated Logistical Support,	11/4/2019	11/25/2022	Open	\$444,134	\$269,380	\$269,380	100.0%	100.0%
1316	RR036 East Riverside, Garden District,	Integrated Logistical Support,	10/22/2019	10/22/2020	Open	\$341,653	\$194,106	\$194,106	100.0%	100.0%
1854	RR091 Lakeview Group B	All South Consulting Engineers,	8/21/2020	8/21/2022	Open	\$729,968	\$414,557	\$116,422	35.0%	28.1%
2861	RR091 Lakeview South Group - All	All South Consulting Engineers,	8/21/2020	8/20/2022	Open	\$729,967	\$0	\$0	37.0%	0.0%
1610	RR076 Lake Vista Group D - Design	All South Consulting Engineers,	4/30/2020	4/30/2022	Open	\$555,191	\$334,105	\$169,746	35.0%	50.8%

1632	RR136 Plum Orchard Group C	Burk-Kleinpeter, Inc.	5/4/2020	5/3/2022	Open	\$203,323	\$127,002	\$0	36.1%	0.0%
1633	RR137 Plum Orchard Group D	Burk-Kleinpeter, Inc.	4/27/2020	4/26/2022	Open	\$212,466	\$100,218	\$0	36.4%	0.0%
945	Complete Streets On Call Mobility	Stantec Consulting Services,	6/24/2019	6/23/2022	Open	\$500,000	\$0	\$0	35.0%	0.0%
2985	PSA - RR006 Bayou St. John	URBAN SYSTEMS ASSOCIATES,	10/23/2019	10/22/2022	Open	\$191,485	\$0	\$0	35.0%	0.0%
1282	RR007 Fairgrounds Group E	URBAN SYSTEMS ASSOCIATES,	10/11/2019	10/11/2020	Open	\$258,441	\$241,119	\$124,721	100.0%	51.7%
1281	RR006 Fairgrounds Group D	URBAN SYSTEMS ASSOCIATES,	10/11/2019	10/22/2021	Open	\$191,485	\$167,288	\$167,288	100.0%	100.0%
1197	Lower ninth ward northeast group E	Julien Engineering &	11/27/2019	11/27/2020	Open	\$293,657	\$162,471	\$162,471	35.0%	100.0%
1227	RR106 Lower Ninth Ward Group D	Julien Engineering &	11/26/2019	11/26/2020	Open	\$486,481	\$151,992	\$151,992	35.0%	100.0%
1198	RRD110 Lower Ninth Ward Group C	Julien Engineering &	10/31/2019	8/25/2022	Open	\$332,211	\$194,161	\$194,161	89.7%	100.0%
1290	RR126 Mid City Group C	G.E.C., Inc.	11/25/2019	11/3/2022	Open	\$432,641	\$107,835	\$50,400	35.0%	46.7%
1293	RR128 Mid City Group E	G.E.C., Inc.	10/31/2019	11/2/2021	Open	\$663,682	\$200,337	\$16,855	35.0%	8.4%
1761	RR045 Filmore South Group D (500C-	C.H. Fenstermaker &	6/6/2020	7/23/2022	Open	\$572,447	\$307,689	\$0	35.0%	0.0%
1279	RR105 - Lower Ninth Ward Northeast	C.H. Fenstermaker &	11/25/2019	11/25/2020	Open	\$556,819	\$353,699	\$53,050	35.0%	15.0%
1573	RR075 Lake Vista Group C	Principal Engineering Inc.	9/14/2020	9/14/2021	Open	\$326,681	\$168,480	\$44,007	35.0%	26.1%
1215	RR077 Lake Vista Group E	Principal Engineering Inc.	10/10/2019	10/10/2020	Open	\$435,190	\$263,914	\$47,000	35.0%	17.8%
948	Complete Sheets On Call Mobility	SPACKMAN MOSSOP	6/24/2019	6/23/2021	Open	\$500,000	\$0	\$0	35.0%	0.0%
1950	RR199 West End Group G	Neel-Schaffer, Inc.	10/6/2020	10/5/2022	Open	\$274,953	\$166,721	\$84,835	35.0%	50.9%
1434	RR135 Pines Village Group C	Kyle Associates, LLC	2/20/2020	3/19/2022	Open	\$402,550	\$214,450	\$0	35.0%	0.0%
2741	RR102 Little woods Group C (MK19-	Stuart Consulting Group	10/31/2019	10/31/2020	Open	\$472,768	\$249,294	\$88,751	35.0%	35.6%
1230	RR101 Little Woods Group B	Stuart Consulting Group	10/28/2019	10/6/2022	Open	\$412,487	\$217,034	\$72,472	35.0%	33.4%
1199	RR098 Leonidas Group C (500C-02057 -	Stuart Consulting Group	10/3/2019	8/22/2022	Open	\$622,925	\$370,973	\$156,995	100.0%	42.3%
1200	RR099 Leonidas Group D (500C-02057 -	Stuart Consulting Group	10/3/2019	10/3/2020	Open	\$542,505	\$351,155	\$129,965	35.0%	37.0%
1859	Lakeview City Park HMGP	Batture LLC	9/21/2020	9/21/2022	Open	\$1,678,812	\$991,558	\$668,465	61.5%	67.4%
1781	RR169 - St. Claude Group D (K20-605)	Schrenk, Endom & Flanagan	6/6/2020	6/6/2021	Open	\$557,205	\$96,446	\$101,752	35.0%	105.5%
1246	PSA - RR116 Marlyville-Fontainebleau	Schrenk, Endom & Flanagan	6/18/2019	2/5/2023	Open	\$1,614,405	\$0	\$0	35.0%	0.0%
1861	RR048 Florida Area Group C	AIMS Group	8/21/2020	8/20/2022	Open	\$187,670	\$69,179	\$0	35.0%	0.0%
1862	RR049 Florida Area Group D	AIMS Group	8/21/2020	8/20/2022	Open	\$240,323	\$93,966	\$0	35.0%	0.0%
FEMA HMGP	Pontilly Drainage Upgrades	Tolunay-Wong Engineers, Inc.	4/30/2019	4/30/2020	Open	\$71,596	\$67,522	\$9,034	35.0%	13.4%
1965	RR095 Lakewood Group B	STANLEY CONSULTANTS, INC.	11/23/2020	11/23/2022	Open	\$401,264	\$205,147	\$53,024	35.0%	25.8%
1277	RR178 St Roch North Group C (MK-	Barowka and Bonura Engineers	10/31/2019	10/31/2020	Open	\$831,298	\$287,635	\$123,864	35.0%	43.1%
1275	St. Roch North Group A	Barowka and Bonura Engineers	10/31/2019	10/31/2020	Open	\$394,741	\$194,747	\$64,639	35.0%	33.2%
1276	RR177 - St Roch North Group B (MK19-	Barowka and Bonura Engineers	10/31/2019	10/31/2020	Open	\$567,504	\$316,431	\$107,494	35.0%	34.0%
1314	RR120 Marlyville-Fontainebleau	BUCHART HORN INC.	11/22/2019	10/22/2021	Open	\$313,160	\$118,336	\$37,866	35.0%	32.0%
2893	RR119 - Marlyville Fontainebleau	BUCHART HORN INC.	10/16/2019	10/16/2020	Open	\$299,019	\$71,828	\$39,648	35.0%	55.2%
826	RR193 West End Group A #826 K18-	Beverly Industries	2/12/2019	1/1/2020	Open	\$6,595,758	\$6,929,291	\$2,877,968	32.5%	41.5%
2109	Old Spanish Trail (Nottingham to	Beverly Industries	12/1/2020	12/1/2022	Open	\$1,641,905	\$336,045	\$104,252	35.1%	31.0%
2251	RR006 Bayou St John, Fairgrounds and	Beverly Industries	12/15/2020	12/15/2021	Open	\$2,153,568	\$117,990	\$48,388	37.0%	41.0%
1785	RR043 Filmore South Group B	Beverly Industries	9/28/2020	9/28/2021	Open	\$4,539,087	\$832,876	\$283,386	35.0%	34.0%
1821	RR165 St. Bernard Group A	Beverly Industries	6/24/2020	6/24/2021	Open	\$4,421,603	\$1,492,564	\$708,676	35.0%	47.5%
1401	RR145 Read Blvd East Group B #1401	Beverly Industries	11/22/2019	11/22/2020	Open	\$3,731,931	\$3,255,329	\$1,089,928	35.1%	33.5%
1488	RR147 Read Blvd East Group D #1488	Beverly Industries	10/31/2019	10/31/2020	Open	\$3,296,211	\$3,426,792	\$1,114,856	35.1%	32.5%

926	RR188 - Village De L'Est - Group B	Beverly Industries	9/30/2019	9/30/2020	Open	\$5,650,660	\$4,800,816	\$1,806,553	35.0%	37.6%
919	RR201 Taft Place City Park	Beverly Industries	4/9/2019	4/9/2020	Open	\$2,142,339	\$2,084,977	\$781,827	35.1%	37.5%
1816	DPW661-Conti Street (Bourbon-	Mott MacDonald, LLC	9/8/2020	9/8/2022	Open	\$553,401	\$376,353	\$0	23.0%	0.0%
1857	RR197 West End Group E	Mott MacDonald, LLC	9/15/2020	9/14/2022	Open	\$529,960	\$119,591	\$29,750	35.0%	24.9%
1731	RR070 Lake Terrace and Oaks Group B	Mott MacDonald, LLC	5/26/2020	5/26/2022	Open	\$618,845	\$202,395	\$23,645	35.0%	11.7%
1288	RR088 Lakeview North Group F (K20-	Pinnacle Engineering, LLC	10/31/2019	10/31/2020	Open	\$315,654	\$210,609	\$12,600	35.0%	6.0%
1289	RR089 Lakeview North Group G	Pinnacle Engineering, LLC	10/31/2019	10/31/2020	Open	\$356,687	\$184,196	\$18,200	35.0%	9.9%
2127	RR139 Plum Orchard	Palmisano Contractors	10/7/2020	12/7/2021	Open	\$7,487,306	\$99,751	\$88,137	35.0%	88.4%
1818	RR153 Read Blvd. West Group C	Palmisano Contractors	6/22/2020	6/22/2021	Open	\$10,940,150	\$3,075,924	\$1,533,596	35.7%	49.9%
1814	RR085 Lakeview North Group C #1814	Palmisano Contractors	5/28/2020	5/28/2021	Open	\$8,666,654	\$2,498,906	\$567,496	35.0%	22.7%
1409	RR146 Read Blvd. East Group C	Palmisano Contractors	11/22/2019	11/22/2020	Open	\$3,405,300	\$2,815,559	\$1,352,614	35.0%	48.0%
1906	Traffic Control Signs - Blackstar	Blackstar Diversified	9/22/2020	9/21/2021	Open	\$253,300	\$0	\$0	100.0%	0.0%
1534	Traffic Signal Pedestal Poles and Bases	Blackstar Diversified	3/31/2020	3/30/2021	Open	\$95,588	\$0	\$0	100.0%	0.0%
1535	Traffic Signal Controllers and	Blackstar Diversified	3/31/2020	3/30/2021	Open	\$71,688	\$0	\$0	100.0%	0.0%
1370	Supply of Traffic Signal Controller	Blackstar Diversified	10/3/2019	10/3/2020	Open	\$144,588	\$144,588	\$144,588	100.0%	100.0%
1957	RR184 Uptown Group B	HNTB Corporation	10/8/2020	10/7/2022	Open	\$433,957	\$139,641	\$0	35.0%	0.0%
1320	RR005 Bayou St. John, Fairgrounds,	Arcadis U.S., Inc.	11/22/2019	11/22/2020	Open	\$372,031	\$250,916	\$51,975	35.0%	20.7%
1614	RR044 - Filmore South Group C	Volkert, Inc.	4/5/2020	6/1/2022	Open	\$443,943	\$472,100	\$45,640	35.0%	9.7%
845	PSA - Pontilly Drainage Improvements	Volkert, Inc.	3/7/2019	3/6/2021	Open	\$485,565	\$0	\$0	35.0%	0.0%
1780	Dwyer Canal Public Space	SCAPE Landscape Architecture	6/4/2020	11/3/2021	Open	\$39,868	\$39,869	\$39,869	100.0%	100.0%
1707	Dillard Wetlands (96 - K20-796)	Freese and Nichols, Inc.	5/4/2020	5/4/2021	Open	\$653,601	\$332,532	\$106,495	35.0%	32.0%
1850	Traffic Signal Maintenance Services	Diamond Electrical Company,	6/24/2020	6/24/2021	Open	\$3,074,087	\$278,901	\$27,439	35.0%	9.8%
946	Complete Streets On Call Mobility and	Toole Design Group, LLC	6/24/2019	6/23/2022	Open	\$500,000	\$49,300	\$5,500	37.0%	11.2%
924	PSA - RR130 (2012-FEMA-2D-1)	Mott MacDonald Group, Inc	6/3/2019	9/18/2021	Open	\$971,513	\$0	\$0	0.0%	0.0%
1291	PSA - RR127 Mid City Group D - G.E.C.,	Gulf Engineering Consultants	11/4/2019	11/3/2022	Open	\$506,548	\$156,362	\$0	35.0%	0.0%
RR124	Materials Testing for Mid-City Group	Terracon Consultants, Inc.	8/12/2019	8/12/2021	Open	\$65,132	\$0	\$0	35.0%	0.0%
1202	PSA - RR012 Broadmoor Group D -	AECOM Technical Services, Inc.	9/5/2019	10/6/2022	Open	\$323,419	\$264,949	\$0	35.0%	0.0%