



2020 - 2021 Equitable Business Opportunities Program Performance Report

City of New Orleans
October 2022

Contents

1. Background
2. Contracts Awarded in 2020 - 2021
3. Contracts Awarded to DBEs as Prime Contractors
4. Contracts Committed to DBEs as Subcontractors
5. Total Contracts Awarded to DBEs
6. DBE Contract Awards by Procurement Type
7. Waivers Issued in 2020 – 2021
8. Department Dashboards

1

Background

Reporting Requirements

Sec. 70-462. Reporting for contracts executed by the City of New Orleans

- This report covers the period from January 1, 2020 through December 31, 2021.
- Data reflects verifiable contract and payment data that OSD is tracking from the previous 2 years.
- DBE waivers indicate both sole source and departmental waivers.
- Waiver reports do not capture the dollar value of requirements contracts.
- DBE performance dashboards for all departments with contracts awarded during the report period are provided.

EBO/ DBE Compliance Monitoring

- Contracts awarded during the reporting period are monitored for DBE commitment and DBE utilization.
- Commitment is expressed as the percentage of DBE participation committed for the contract.
- Utilization is expressed as the percentage of payments to DBE firms to total payments made during the review period regardless of when the contracts were awarded.
- Contracts under \$15,000, CEAs, real estate transactions, and contracts procured under an emergency declaration are not included in compliance monitoring and reporting.

2

Contracts Awarded

2020 - 2021 Contracts Awarded

199

Total Number of Contracts Awarded

\$634,544,143

Total Value of Contracts Awarded

137

**Total Number of Contracts
Awarded or Committed to DBES**

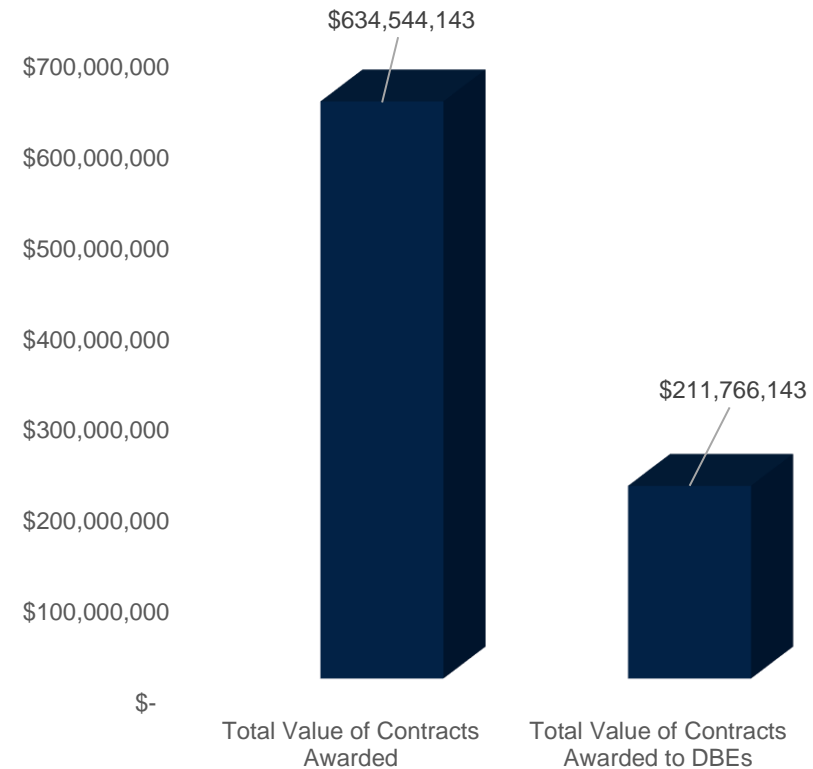
\$211,766,716

**Total Value of Contracts
Awarded or Committed to DBEs**

33.37%

Overall Equity Goal Achieved

Value of Contracts Awarded



3

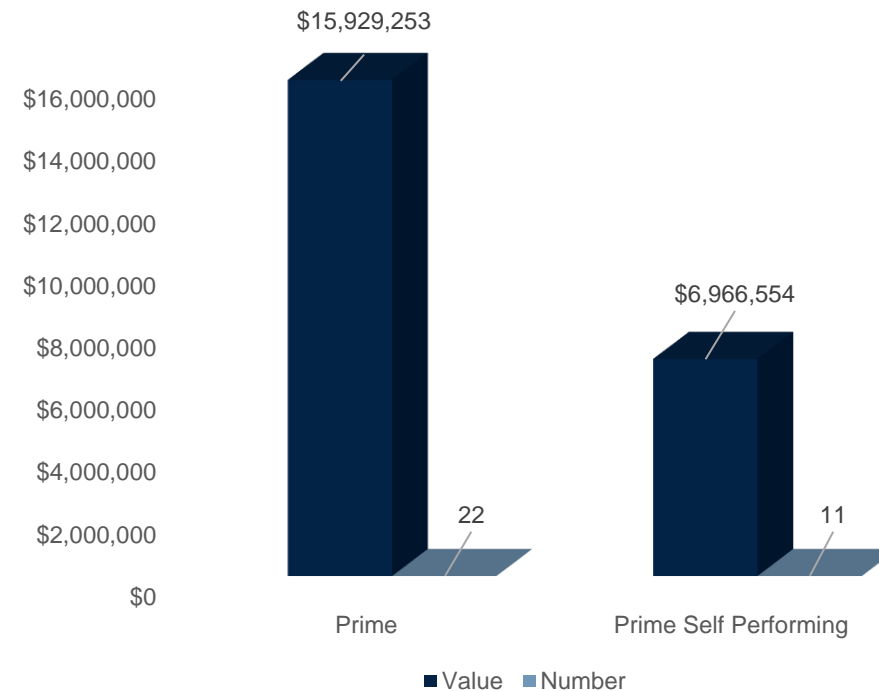
Contracts Awarded to DBEs as Prime Contractor

2020 - 2021 Contracts Awarded to DBEs as Primes

33 or 17%
**Total Number of Contracts Awarded
to DBEs as Prime**

\$22,895,806 or 4%
**Total Value of Contracts Awarded
to DBEs as Prime**

DBEs as Prime Contractors



4

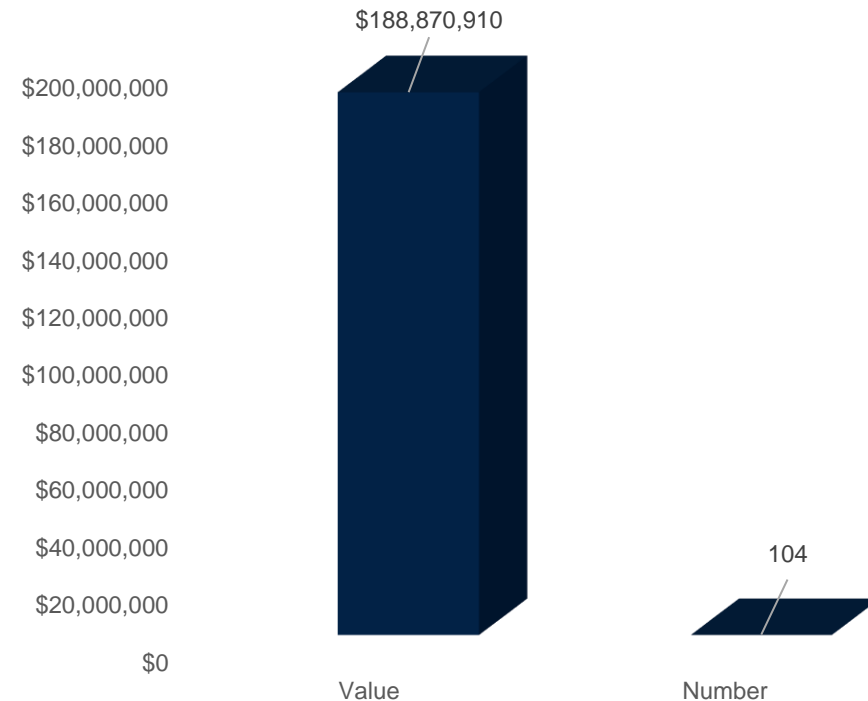
Contracts Committed to DBEs as Subcontractor

2020 - 2021 Subcontract Commitments to DBEs

104 or 18%
Number of Subcontract
Commitments to DBEs

\$188,870,910 or 30%
Value of Subcontract
Commitments to DBEs

Subcontract Commitments to DBEs



5

**Total Contracts Awarded
or Committed to DBEs**

2020 - 2021 Total Contracts Awarded to DBEs

137

**Total Number of Contracts
Awarded to DBEs**

\$211,766,716

**Total Value of Contracts
Awarded to DBEs**

33.37%

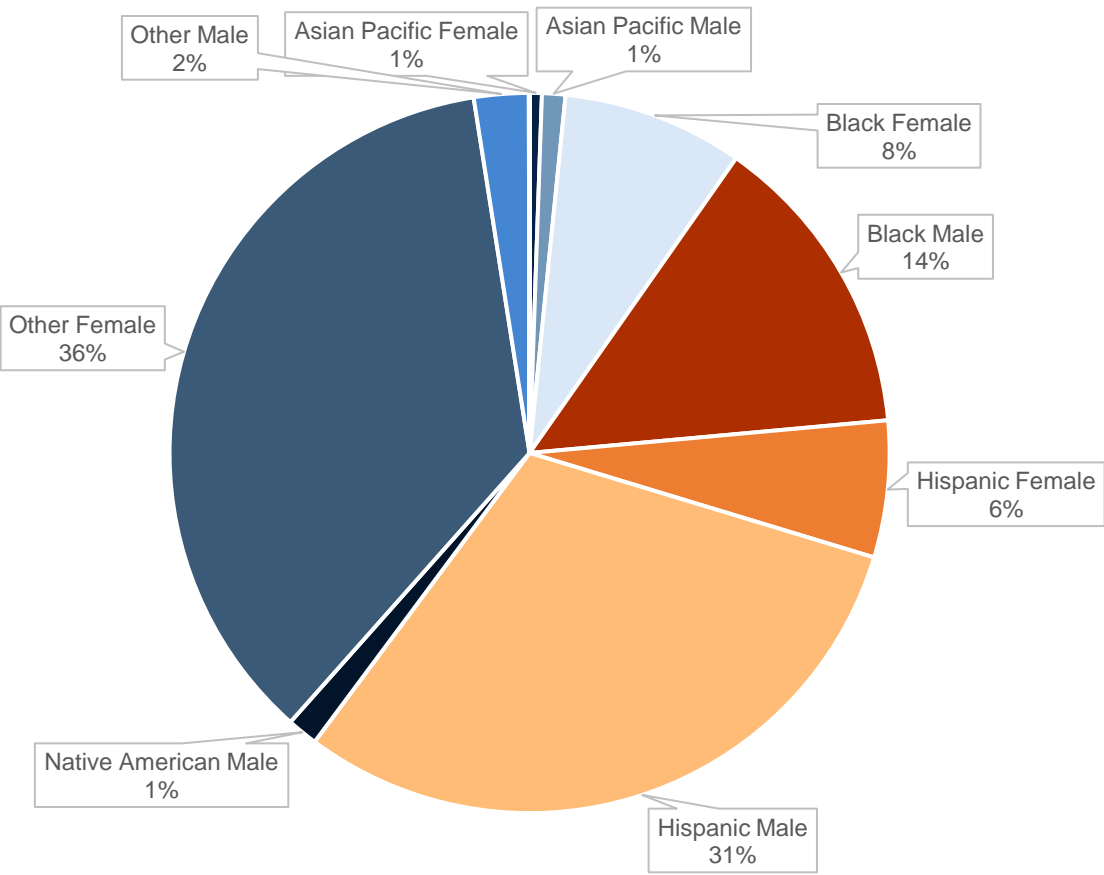
Overall Equity Goal Achieved

31.74%

DBE Utilization Rate*

* Utilization is expressed as the percentage of payments to DBE firms to total payments made during the review period regardless of when the contract was awarded.

Value of Contracts Awarded or Committed to DBEs



6

DBE Contracts by Procurement Type

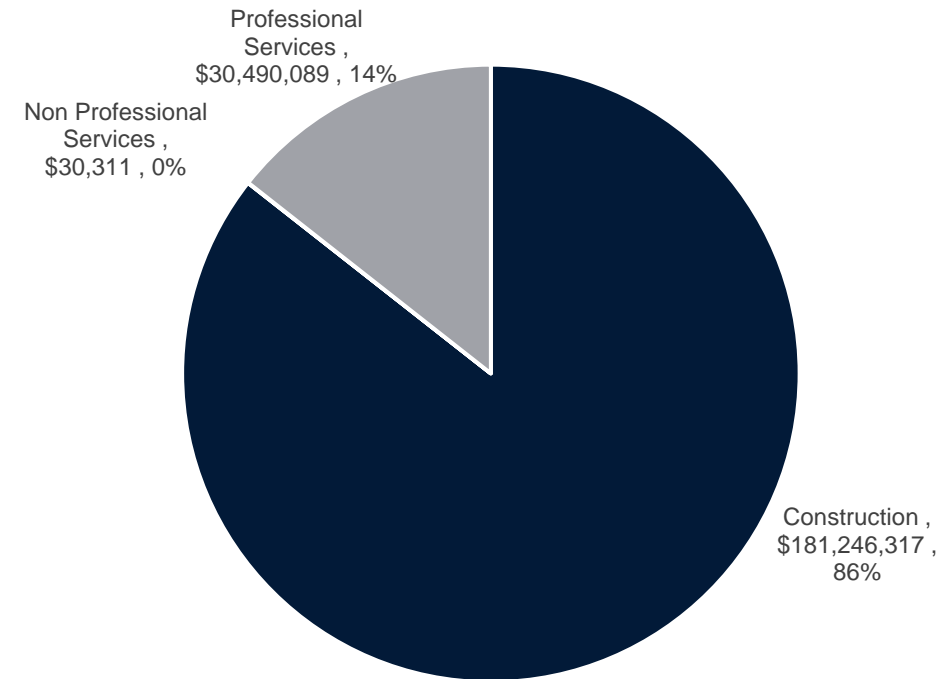
2020 - 2021

DBE Contracts by Procurement Type

Construction
\$181,246,317 or 86%

Professional Services
\$30,490,089 or 14%

Non-Professional Services
\$30,311 or .01%





Waivers

DBE Participation Waivers 2020-2021

Sec. 70-462(f) Waiver of DBE Participation Goals

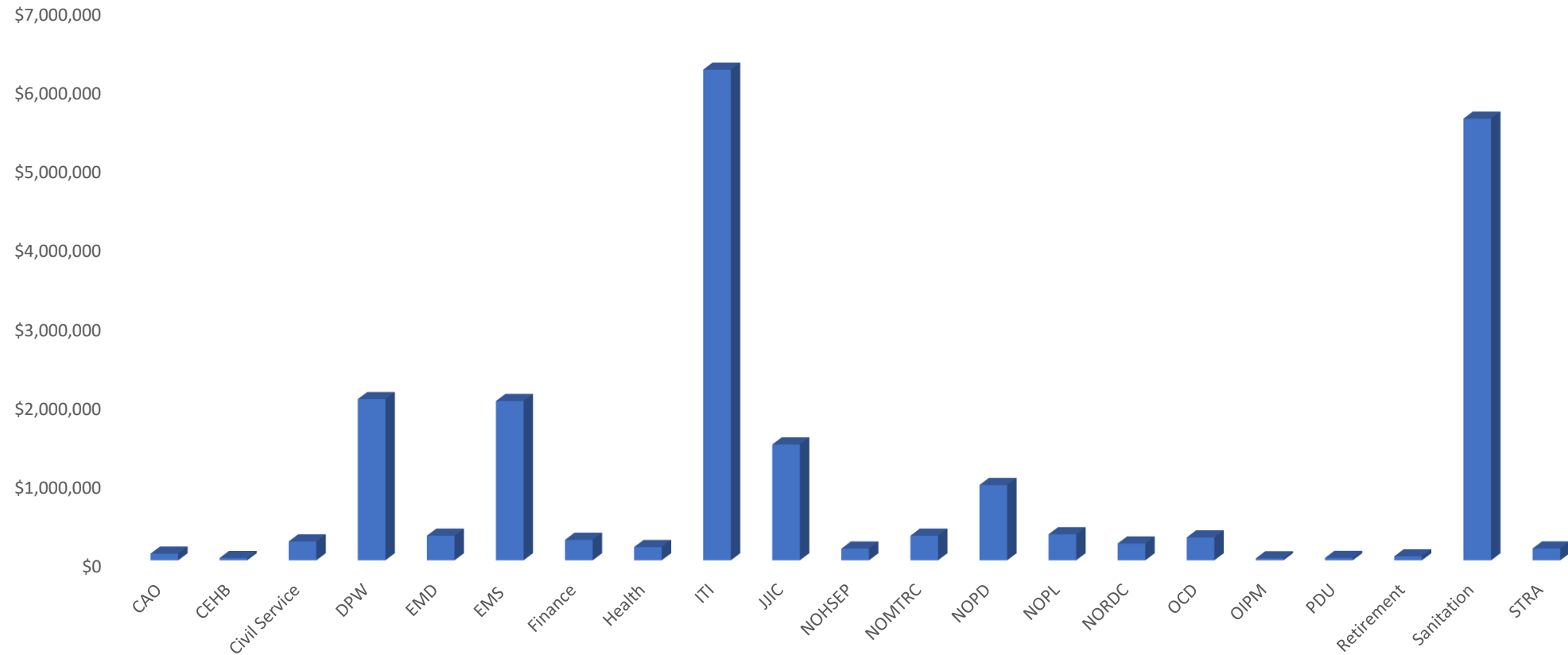
- During 2020 – 2021, a total of 80 waiver requests were received totaling \$21,000,616.*
- Waivers were granted in 79 instances and denied in 1 instance.
- The CAO concurred with the OSD recommendation in all instances.

* Waiver reports do not capture the dollar value of requirements contracts.

Reason for Waivers	Number
Fewer than 3 DBEs who can provide services	26
No opportunity for sub-contracting	21
Sole Source	32
Request Denied	1
Total Requests	80

2019 – 2020 DBE Participation Waivers

2020 - 2021
Waivers Granted by Department and Dollar Amount



8

Department Dashboards

City Departments/Agencies Currently Monitored by OSD

- **CAO**
- **Capital Projects Administration**
- **City Planning Commission**
- **Code Enforcement**
- **Department of Public Works**
- **Economic Development**
- **EMS**
- **EMD**
- **Health Department**
- **Information Technology**
- **Intergovernmental Relations**
- **Law Department**
- **Mayor's Office**
- **New Orleans Fire Department**
- **New Orleans Police Department**
- **New Orleans Public Library**
- **Office of Community Development**
- **Office of Inspector General**
- **Property Management**
- **Purchasing**
- **Risk Management**
- **Sanitation**
- **Supplier Diversity**
- **Workforce Development**

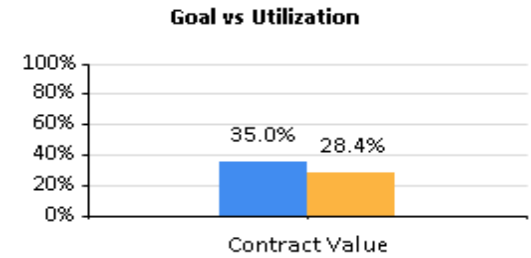
Department Dashboard

Displaying contracts awarded from 1/1/2020 to 12/31/2021

Report run 9/27/2022

Blight/Code Enforcement

Number of Contracts	2
Total Contract Value	\$10,688,750
Total Payments	\$2,699,783
Total Payments For Credit	\$765,712
Goal	35.00%
Utilization	28.36%



Contract Number	Contract Title	Business Name	Date Start	Date End	Status	Contract Value	Payments Total Prime	Payments Total For Credit	Goal	Util.
350	Emergency Comprehensive	Durr Heavy Construction	3/30/2020	3/13/2021	Open	\$5,852,000	\$2,699,783	\$765,712	35.0%	28.4%
338	Non-Emergency Demolition for	Durr Heavy Construction	3/30/2020	3/30/2021	Open	\$4,836,750	\$0	\$0	35.0%	0.0%

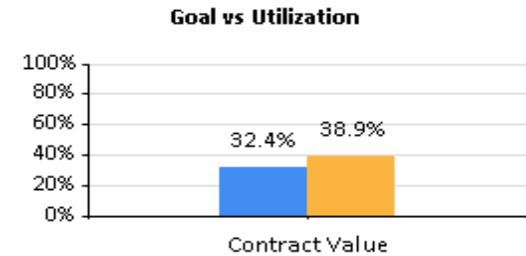
Department Dashboard

Displaying contracts awarded from 1/1/2020 to 12/31/2021

Report run 9/27/2022

Capital Projects

Number of Contracts	52
Total Contract Value	\$50,962,519
Total Payments	\$32,142,506
Total Payments For Credit	\$12,516,568
Goal	32.41%
Utilization	38.94%



Contract Number	Contract Title	Business Name	Date Start	Date End	Status	Contract Value	Payments Total Prime	Payments Total For Credit	Goal	Util.
1509	NOFD Multi Station Renovation	Tuna Construction	2/7/2020	6/30/2021	Open	\$1,768,985	\$1,708,371	\$278,765	35.0%	16.3%
291	Pratt Playground - Canopy Installation	Dana Brown & Associates, Inc.	2/20/2020	7/30/2021	Open	\$26,010	\$15,765	\$15,765	35.0%	100.0%
1587	Pratt Playground Canopy Install -	Dana Brown & Associates, Inc.	3/12/2020	5/12/2023	Open	\$34,780	\$0	\$0	0.0%	0.0%
1615	PSA - NOPD 4th District Site Clearing -	A P S Engineering & Testing	3/18/2020	5/21/2023	Open	\$65,187	\$25,258	\$25,258	35.0%	100.0%
1621	Citywide HMGP Generator Installation	Diamond Electrical Company,	3/20/2020	3/20/2021	Open	\$612,407	\$604,527	\$237,792	36.0%	39.3%
1627	Gernon Brown Play Structure &	SPACKMAN MOSSOP	3/24/2020	4/29/2023	Open	\$32,171	\$21,100	\$7,768	35.0%	36.8%
1628	Citywide Parks and Playground	Dana Brown & Associates, Inc.	3/24/2020	3/24/2021	Open	\$38,526	\$34,318	\$34,318	35.0%	100.0%
1641	Cut-Off Splash Pad and Wilderness	Dana Brown & Associates, Inc.	3/26/2020	5/11/2023	Open	\$44,106	\$29,638	\$29,638	35.0%	100.0%
1638	Temp Detention Center Bldgs 1 & 2	Hill International, Inc.	3/27/2020	1/16/2024	Open	\$261,508	\$178,361	\$0	35.0%	0.0%
1657	Joseph Bartholomew Golf Course	Markdesign, LLC	4/8/2020	5/25/2023	Open	\$41,854	\$35,373	\$12,878	35.0%	36.4%
205	Claiborne Ave Fence Project (2285-	Battco Construction and	4/16/2020	7/31/2020	Open	\$295,000	\$265,500	\$0	35.0%	0.0%
1679	DA Office Building 2nd Floor Addition	NANO, LLC	4/17/2020	4/17/2021	Open	\$333,800	\$184,702	\$184,702	43.4%	100.0%
1722	New NOPD Firing Range (NPD040 -	NANO, LLC	5/13/2020	6/16/2022	Open	\$338,287	\$331,882	\$331,882	35.0%	100.0%
1746	Low Barrier Homeless Shelter	Mathes Brierre Architects	5/20/2020	5/28/2022	Open	\$514,939	\$478,993	\$130,428	35.0%	27.2%
1760	Treme Center Elevator (300 - NRD268 -	MARRERO COUVILLON &	5/27/2020	6/17/2022	Open	\$37,150	\$23,757	\$23,757	32.3%	100.0%
1786	Municipal Traffic Court - Temporary	Arc Mechanical Contractors Inc.	6/16/2020	3/29/2022	Open	\$4,268,414	\$4,478,964	\$1,457,175	35.0%	32.5%
1911	EMD Central Maintenance Facility	Smith Construction Co.	8/10/2020	9/13/2022	Open	\$4,979,743	\$4,122,527	\$4,122,527	35.0%	100.0%
1829	NOFD Communications Building - AE	Linfield, Hunter Junius, Inc.	9/2/2020	9/1/2023	Open	\$53,092	\$36,810	\$9,207	34.8%	25.0%
2021	Nix Library ADA Building Modifications	MLM Commercial Construction,	9/4/2020	9/4/2021	Open	\$511,504	\$485,929	\$85,785	24.0%	17.7%
1955	NOFD HQ - Phase I (K20-1017)	CENTRIC GULF COAST, INC.	9/11/2020	9/10/2022	Open	\$815,000	\$880,460	\$326,432	35.0%	37.1%
1971	Behrman Pool Renovations (NRD260)	CONCORDIA LLC	9/18/2020	8/17/2022	Open	\$359,651	\$250,708	\$71,841	31.8%	28.7%
1661	Alma Peters Playground (K20-1070 -	Dana Brown & Associates, Inc.	9/28/2020	5/21/2023	Open	\$17,388	\$16,923	\$16,923	35.0%	100.0%

Contract Number	Contract Title	Business Name	Date Start	Date End	Status	Contract Value	Payments Total Prime	Payments Total For Credit	Goal	Util.
2048	Algiers Courthouse Parking Lot -	Linfield, Hunter Junius, Inc.	10/13/2020	12/20/2022	Open	\$30,379	\$19,594	\$0	0.0%	0.0%
2026	New Orleans Union Passenger	Blanchard Mechanical	12/1/2020	12/1/2021	Open	\$2,624,900	\$2,662,220	\$561,831	35.0%	21.1%
3013	NOPD 4th District Police Station (K20-	Smith Construction Co.	12/11/2020	12/23/2022	Open	\$5,612,050	\$797,579	\$161,206	28.6%	20.2%
2150	Village De L'Est Community Building –	Stallings Construction	12/15/2020	5/31/2022	Open	\$1,307,020	\$1,098,942	\$104,399	15.8%	9.5%
2146	NOPD 4th District Police Station (K20-	F.H. Myers Construction	12/21/2020	12/21/2021	Closed	\$6,579,934	\$969,867	\$0	21.1%	0.0%
747	JOC 10 - NOFD PCO 38 - Structural	Tuna Construction	12/28/2020	3/28/2021	Open	\$28,932	\$0	\$0	0.0%	0.0%
2202	Desire Florida Multi-Service Center	NFT Group, LLC	1/28/2021	10/15/2022	Open	\$4,418,655	\$3,101,764	\$106,022	35.0%	3.4%
2362	NOFD Multi Station Groups 2 & 3 -	NFT Group, LLC	1/29/2021	12/11/2022	Open	\$2,736,906	\$1,278,241	\$160,800	35.0%	12.6%
2216	Skelly Rupp Stadium Renovations	Meyer Engineers, LTD.	2/4/2021	2/3/2023	Open	\$340,898	\$96,133	\$18,622	25.0%	19.4%
2382	Almonaster Auto Pound Demolition &	Tuna Construction	3/30/2021	3/30/2023	Open	\$488,808	\$139,229	\$0	9.0%	0.0%
2704	Nix Library Geotechnical Testing	PROFESSIONAL SERVICE	4/1/2021	4/1/2022	Open	\$4,806	\$0	\$0	0.0%	0.0%
24428	City Council Chamber - Audio Video	Battco Construction and	4/5/2021	7/4/2021	Open	\$62,976	\$0	\$0	36.0%	0.0%
2573	Sanitation Field Operations Office and	Meyer Engineers, LTD.	4/13/2021	5/11/2023	Open	\$208,333	\$76,051	\$14,005	35.0%	18.4%
2630	New Criminal Evidence & Processing	Eustis Engineering, LLC	5/4/2021	5/3/2022	Open	\$63,357	\$61,987	\$25,749	35.0%	41.5%
2592	Mosquito Control Administration	Braquet Design Group	5/19/2021	6/20/2023	Open	\$61,708	\$16,005	\$0	39.5%	0.0%
2559	NOPD Firing Range A and B Upgrades	Tuna Construction	5/21/2021	8/30/2022	Open	\$3,215,316	\$2,663,132	\$0	16.6%	0.0%
20-HMGP006-01-BATT	JOC9 - Bio Lab HMGP Hardening (PO 25726)	Battco Construction and Maintenance	5/25/2021	8/24/2021	Open	\$52,324	\$0	\$0	40.0%	0.0%
*20-HMGP006-02-BATT	JOC 9 - Bio Lab HMGP Roof Hardening (PO 25523)	Battco Construction and Maintenance	5/25/2021	8/24/2021	Open	\$135,156	\$0	\$0	0.0%	0.0%
2745	NOPD Firing Range - Materials Testing	Stratum Engineering, LLC	6/11/2021	6/10/2022	Open	\$29,493	\$14,095	\$14,095	35.0%	100.0%
2782	Softball Fields at Behrman Park	Chase Marshall Architects	6/28/2021	8/17/2023	Open	\$46,693	\$0	\$0	35.0%	0.0%
2829	Alma Peters Playground	Battco Construction and	8/24/2021	11/15/2022	Open	\$156,310	\$115,470	\$0	28.8%	0.0%
2866	Citywide Parks and Playgrounds	Battco Construction and	8/25/2021	8/25/2022	Open	\$347,000	\$89,383	\$0	37.0%	0.0%
2867	George Washington Carver Park	Battco Construction and	9/13/2021	9/12/2022	Open	\$379,000	\$0	\$0	35.0%	0.0%
3004	House of Detention Demolition	Linfield, Hunter Junius, Inc.	9/16/2021	9/16/2022	Open	\$161,718	\$0	\$0	35.0%	0.0%
3010	Emergency Facility Repair Assessment	Pivotal Engineering, LLC	9/17/2021	3/16/2023	Open	\$1,552,460	\$344,721	\$0	100.0%	0.0%
2996	Norman Playground Play Equipment	Dana Brown & Associates, Inc.	9/21/2021	9/14/2022	Open	\$25,507	\$16,070	\$0	35.0%	0.0%
2919	Pratt Playground Renovations	Stallings Construction	10/1/2021	11/1/2022	Open	\$325,003	\$210,991	\$0	35.0%	0.0%
2145	Low Barrier Shelter - Phase II (K20-	Colmex Construction LLC	11/11/2021	12/31/2022	Open	\$4,343,747	\$4,122,205	\$3,940,421	36.5%	95.6%
2984	Wesley Barrow/MLB Youth Academy	SCNZ Architects, LLC	11/19/2021	11/18/2022	Open	\$33,124	\$17,887	\$6,578	35.0%	36.8%
3242	Union Passenger Terminal Katrina	Mathes Brierre Architects	12/6/2021	12/5/2022	Open	\$140,505	\$21,076	\$0	35.0%	0.0%

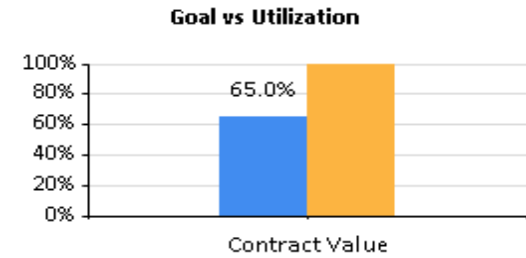
Department Dashboard

Displaying contracts awarded from 1/1/2020 to 12/31/2021

Report run 9/27/2022

Chief Administrative Office

Number of Contracts	1
Total Contract Value	\$350,000
Total Payments	\$104,985
Total Payments For Credit	\$211,982
Goal	65.00%
Utilization	201.92%



Contract Number	Contract Title	Business Name	Date Start	Date End	Status	Contract Value	Payments Total Prime	Payments Total For Credit	Goal	Util.
2929	Environmental Consulting Services	Materials Management Group,	9/10/2021	9/9/2022	Open	\$350,000	\$104,985	\$211,982	65.0%	201.9%

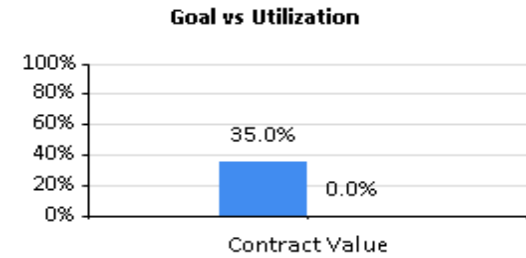
Department Dashboard

Displaying contracts awarded from 1/1/2020 to 12/31/2021

Report run 9/27/2022

Fire Department

Number of Contracts	1
Total Contract Value	\$29,976
Total Payments	\$0
Total Payments For Credit	\$0
Goal	35.00%
Utilization	0.00%



Contract Number	Contract Title	Business Name	Date Start	Date End	Status	Contract Value	Payments Total Prime	Payments Total For Credit	Goal	Util.
1976	NOFD Janitorial Supplies	Economical Janitorial & Paper	11/13/2021	11/12/2022	Open	\$29,976	\$0	\$0	35.0%	0.0%

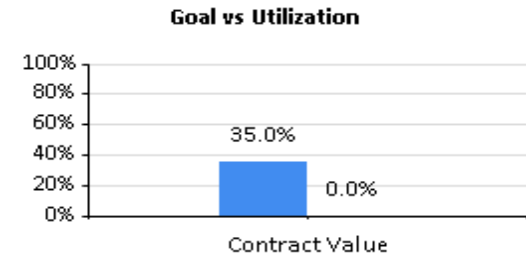
Department Dashboard

Displaying contracts awarded from 1/1/2020 to 12/31/2021

Report run 9/27/2022

Hazard Mitigation Office

Number of Contracts	1
Total Contract Value	\$49,000
Total Payments	\$0
Total Payments For Credit	\$0
Goal	35.00%
Utilization	0.00%



Contract Number	Contract Title	Business Name	Date Start	Date End	Status	Contract Value	Payments Total Prime	Payments Total For Credit	Goal	Util.
2645	BFM Contract RFP 791	BFM Corporation, LLC	5/21/2021	5/21/2023	Open	\$49,000	\$0	\$0	35.0%	0.0%

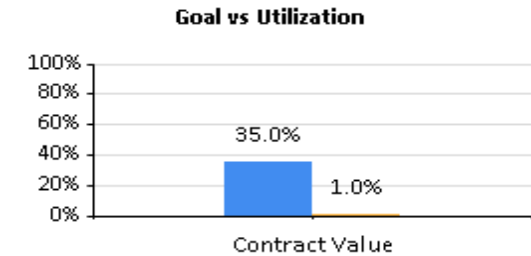
Department Dashboard

Displaying contracts awarded from 1/1/2020 to 12/31/2021

Report run 9/27/2022

Homeland Security

Number of Contracts	3
Total Contract Value	\$30,473,221
Total Payments	\$30,434,021
Total Payments For Credit	\$294,774
Goal	34.98%
Utilization	0.97%



Contract Number	Contract Title	Business Name	Date Start	Date End	Status	Contract Value	Payments Total Prime	Payments Total For Credit	Goal	Util.
2095	City Tier II Radio System Maintenance	Hurricane Electronics, Inc	5/6/2020	5/5/2021	Closed	\$30,000	\$28,800	\$0	10.0%	0.0%
1824	COVID-19 Mass Feeding Initiative (624	Revolution Foods	7/7/2020	7/5/2022	Open	\$30,405,221	\$30,405,221	\$294,774	35.0%	1.0%
2094	Emergency Catering Services	Messina's, Inc.	8/1/2021	7/31/2022	Open	\$38,000	\$0	\$0	35.0%	0.0%

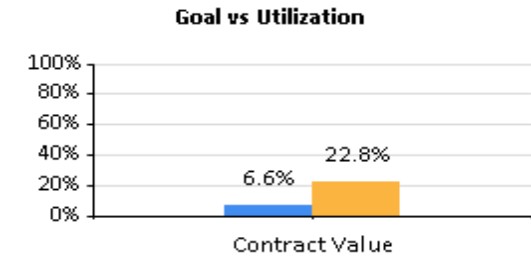
Department Dashboard

Displaying contracts awarded from 1/1/2020 to 12/31/2021

Report run 9/27/2022

Office of Community Development

Number of Contracts	8
Total Contract Value	\$34,577,334
Total Payments	\$8,799,639
Total Payments For Credit	\$2,008,391
Goal	6.58%
Utilization	22.82%



Contract Number	Contract Title	Business Name	Date Start	Date End	Status	Contract Value	Payments Total Prime	Payments Total For Credit	Goal	Util.
1888	Brotherhood Inc	BROTHERHOOD INC	1/1/2020	12/31/2020	Open	\$322,663	\$0	\$0	2.0%	0.0%
1889	Concerned Citizens for A Better	Concerned Citizen for a Better	1/1/2020	12/31/2020	Open	\$746,261	\$0	\$34,850	2.0%	0.0%
1843	Lake Forest Manor	TKTMJ, Inc.	7/1/2020	7/1/2022	Open	\$1,500,000	\$0	\$0	6.5%	0.0%
2203	Ozanam Inn	Ozanam Inn	8/1/2020	7/31/2021	Open	\$3,000,000	\$0	\$0	35.0%	0.0%
2487	Covenant House	COVENANT HOUSE NEW	8/1/2020	7/31/2021	Open	\$958,410	\$0	\$0	0.0%	0.0%
2023	4948 Chef Menteur Apartments, LP	The McDonnel Group	10/1/2020	11/12/2021	Open	\$2,750,000	\$8,799,639	\$1,973,541	35.0%	22.4%
2049	Crescent City CLT, Inc (1800 Onzaga,	1800 Onzaga LLC	10/1/2020	10/1/2021	Open	\$300,000	\$0	\$0	48.2%	0.0%
3375	The Workforce Group,LLC	WORKFORCE GROUP, LLC., THE	11/1/2021	10/31/2022	Open	\$25,000,000	\$0	\$0	0.0%	0.0%

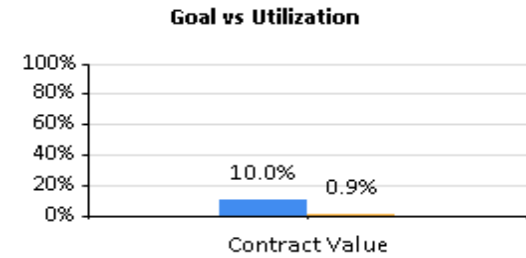
Department Dashboard

Displaying contracts awarded from 1/1/2020 to 12/31/2021

Report run 9/27/2022

Office of the Inspector General

Number of Contracts	1
Total Contract Value	\$400,000
Total Payments	\$207,604
Total Payments For Credit	\$1,773
Goal	10.00%
Utilization	0.85%



Contract Number	Contract Title	Business Name	Date Start	Date End	Status	Contract Value	Payments Total Prime	Payments Total For Credit	Goal	Util.
2368	Chaffe McCall/OIG General Counsel	Chaffe McCall, LLP	1/25/2021	1/24/2023	Open	\$400,000	\$207,604	\$1,773	10.0%	0.9%

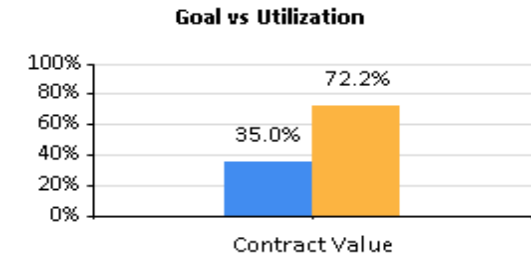
Department Dashboard

Displaying contracts awarded from 1/1/2020 to 12/31/2021

Report run 9/27/2022

Parks and Parkways Commission

Number of Contracts	2
Total Contract Value	\$120,758
Total Payments	\$104,514
Total Payments For Credit	\$75,489
Goal	35.00%
Utilization	72.23%



Contract Number	Contract Title	Business Name	Date Start	Date End	Status	Contract Value	Payments Total Prime	Payments Total For Credit	Goal	Util.
2033	Washington Square Improvements -	Colmex Construction LLC	12/21/2020	12/21/2021	Closed	\$72,158	\$72,864	\$72,864	35.0%	100.0%
3230	Tree Maintenance & Removal Services	Bayou Tree Service, Inc	12/2/2021	12/2/2022	Open	\$48,600	\$31,650	\$2,625	35.0%	8.3%

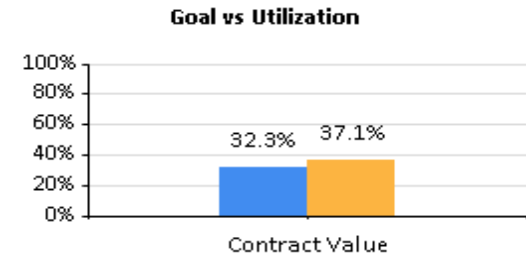
Department Dashboard

Displaying contracts awarded from 1/1/2020 to 12/31/2021

Report run 9/27/2022

Project Delivery Unit

Number of Contracts	4
Total Contract Value	\$8,540,350
Total Payments	\$1,557,600
Total Payments For Credit	\$577,349
Goal	32.34%
Utilization	37.07%



Contract Number	Contract Title	Business Name	Date Start	Date End	Status	Contract Value	Payments Total Prime	Payments Total For Credit	Goal	Util.
2366	JIRR Infrastructure Staff Augmentation	GCR Inc	7/15/2020	3/8/2023	Open	\$7,000,000	\$1,191,984	\$528,123	35.0%	44.3%
1871	Comprehensive Recovery Plan	GCR Inc	7/20/2020	7/19/2021	Open	\$390,350	\$274,384	\$49,227	35.0%	17.9%
2135	Archaeological Monitoring Services	Smith, Parrish, and Atkins	12/21/2020	12/20/2021	Open	\$500,000	\$91,232	\$0	35.0%	0.0%
2941	Original Contract - Trust for Public	TRUST FOR PUBLIC LAND	8/18/2021	9/18/2022	Open	\$650,000	\$0	\$0	0.0%	0.0%

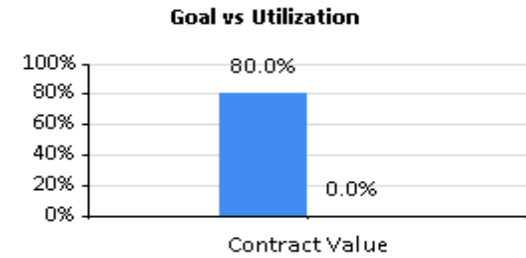
Department Dashboard

Displaying contracts awarded from 1/1/2020 to 12/31/2021

Report run 9/27/2022

Property Management

Number of Contracts	1
Total Contract Value	\$16,400
Total Payments	\$0
Total Payments For Credit	\$0
Goal	80.00%
Utilization	0.00%



Contract Number	Contract Title	Business Name	Date Start	Date End	Status	Contract Value	Payments Total Prime	Payments Total For Credit	Goal	Util.
746	JOC9 - 21-RPP018-01BATT PKWY	Battco Construction and	2/5/2021	5/5/2021	Open	\$16,400	\$0	\$0	80.0%	0.0%

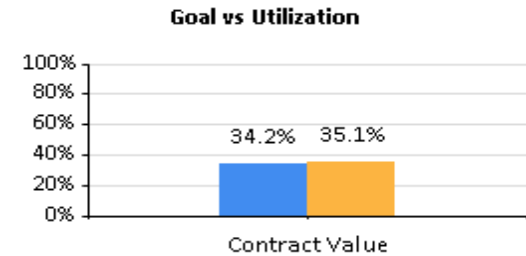
Department Dashboard

Displaying contracts awarded from 1/1/2020 to 12/31/2021

Report run 9/27/2022

Public Works

Number of Contracts	122
Total Contract Value	\$491,675,832
Total Payments	\$209,063,572
Total Payments For Credit	\$73,356,967
Goal	34.23%
Utilization	35.09%



Contract Number	Contract Title	Business Name	Date Start	Date End	Status	Contract Value	Payments Total Prime	Payments Total For Credit	Goal	Util.
1387	RR192 West Bank Group B	Fleming Construction	1/29/2020	1/29/2021	Open	\$5,021,110	\$4,858,284	\$2,711,492	35.0%	55.8%
1434	RR135 Pines Village Group C	Kyle Associates, LLC	2/20/2020	2/19/2023	Open	\$402,550	\$214,450	\$60,550	35.0%	28.2%
1629	RR130 Milneburg Group A	Command Construction	2/21/2020	2/21/2021	Open	\$11,395,839	\$4,673,861	\$1,857,972	38.8%	39.8%
1626	RR073 Lake vista- Group A	Roubion Roads & Streets, LLC	2/28/2020	2/28/2021	Open	\$3,379,717	\$2,198,671	\$0	37.4%	0.0%
1660	RR186 - Viavant-Lake Catherine Group	Command Construction	3/2/2020	3/2/2021	Open	\$6,483,337	\$3,390,111	\$1,743,392	37.6%	51.4%
1618	RR104 Lower ninth ward Northeast	Fleming Construction	3/2/2020	3/2/2021	Open	\$8,856,154	\$7,788,852	\$2,059,647	35.2%	26.4%
1620	RR072 Lake Terrace and Oaks Group D	Boh Bros Construction Co. LLC	3/2/2020	3/2/2021	Open	\$6,232,720	\$5,518,162	\$2,015,764	42.0%	36.5%
1554	RR194 - West End Group B	MSMM Engineering, LLC	3/6/2020	11/19/2022	Open	\$544,008	\$473,713	\$473,713	100.0%	100.0%
1663	RR001 Audubon Group A	Boh Bros Construction Co. LLC	3/16/2020	3/16/2021	Open	\$7,557,841	\$4,488,605	\$2,306,345	35.0%	51.4%
1534	Traffic Signal Pedestal Poles and Bases	Blackstar Diversified	3/31/2020	3/30/2021	Closed	\$95,588	\$0	\$0	100.0%	0.0%
1535	Traffic Signal Controllers and	Blackstar Diversified	3/31/2020	3/30/2023	Open	\$71,688	\$0	\$0	100.0%	0.0%
1492	RR067 Hollygrove, Leonidas Group A	Wallace C. Drennan, Inc	4/1/2020	4/1/2021	Open	\$9,888,652	\$6,325,117	\$3,475,169	35.7%	54.9%
1727	RR009 Black Pearl East Carrollton	Hard Rock Construction, LLC	4/2/2020	4/2/2021	Open	\$11,946,759	\$7,735,566	\$1,631,181	35.0%	21.1%
1549	Lincoln Beach Redevelopment Site	DIGITAL ENGINEERING &	4/3/2020	4/2/2023	Open	\$939,557	\$244,064	\$135,575	47.5%	55.5%
4080	PSA - Lincoln Beach Redevelopment	DIGITAL ENGINEERING &	4/3/2020	4/2/2023	Open	\$939,557	\$0	\$0	0.0%	0.0%
1614	RR044 - Filmore South Group C	Volkert, Inc.	4/5/2020	4/29/2023	Open	\$450,995	\$497,660	\$82,710	35.0%	16.6%
1728	RR181 St. Roch South Group B	Durr Heavy Construction	4/22/2020	4/22/2021	Open	\$3,848,828	\$1,751,582	\$504,502	35.0%	28.8%
1633	RR137 Plum Orchard Group D	Burk-Kleinpeter, Inc.	4/27/2020	4/26/2023	Open	\$212,466	\$127,742	\$9,450	36.4%	7.4%
1610	RR076 Lake Vista Group D	All South Consulting Engineers,	4/30/2020	4/29/2023	Open	\$555,191	\$342,115	\$175,298	35.0%	51.2%
1608	RR148 Read Blvd Group E	Evans-Graves Engineers, Inc.	4/30/2020	4/29/2023	Open	\$525,746	\$348,778	\$0	25.0%	0.0%
1609	RR149 Read Blvd Group F	Evans-Graves Engineers, Inc.	4/30/2020	4/29/2023	Open	\$316,943	\$207,669	\$0	25.0%	0.0%
1707	Dillard Wetlands (96 - K20-796)	Freese and Nichols, Inc.	5/4/2020	8/23/2022	Open	\$653,601	\$485,910	\$209,857	35.0%	43.2%

Contract Number	Contract Title	Business Name	Date Start	Date End	Status	Contract Value	Payments Total Prime	Payments Total For Credit	Goal	Util.
1632	RR136 Plum Orchard Group C (A/E)	Burk-Kleinpeter, Inc.	5/4/2020	5/3/2023	Open	\$203,323	\$127,002	\$20,605	36.1%	16.2%
1706	RR052 Gentilly Terrace North Group B	Professional Engineering	5/5/2020	6/1/2023	Open	\$1,138,829	\$919,575	\$295,560	38.4%	32.1%
1714	RR203 Gentilly Terrace South Group K	Professional Engineering	5/12/2020	6/17/2023	Open	\$1,181,060	\$311,402	\$99,680	35.0%	32.0%
1664	RR071 Lake Terrace Oaks Group C	ECM Consultants, Inc.	5/13/2020	5/12/2023	Open	\$640,016	\$370,679	\$152,067	35.0%	41.0%
1725	DPW 2016-A01	GreenPoint Engineering	5/14/2020	9/12/2023	Open	\$503,746	\$113,054	\$113,054	100.0%	100.0%
1675	RR053 Gentilly Terrace Group C	Professional Engineering	5/18/2020	5/17/2023	Open	\$264,914	\$138,561	\$31,450	35.2%	22.7%
1693	RR064 Hollygrove Group D	Meyer Engineers, LTD.	5/19/2020	5/18/2023	Open	\$396,987	\$253,803	\$130,945	35.0%	51.6%
1694	RR065 Hollygrove Group E	Meyer Engineers, LTD.	5/19/2020	5/18/2023	Open	\$441,565	\$278,798	\$143,548	35.0%	51.5%
1775	RR173 St. Claude Group H	Rahman & Associates Inc.	5/26/2020	6/28/2023	Open	\$916,682	\$530,616	\$530,616	35.0%	100.0%
1774	RR172 St. Claude Group G	Rahman & Associates Inc.	5/26/2020	6/28/2022	Open	\$0	\$153,168	\$58,975	35.0%	38.5%
1731	RR070 Lake Terrace and Oaks Group B	Mott MacDonald LLC	5/26/2020	6/30/2022	Open	\$618,845	\$291,770	\$23,645	35.0%	8.1%
1814	RR085 Lakeview North Group C	Palmisano Contractors	5/28/2020	5/28/2021	Open	\$8,666,654	\$4,733,413	\$1,978,296	35.0%	41.8%
1705	RR082 Lakeshore Group E	ECM Consultants, Inc.	5/29/2020	5/28/2023	Open	\$134,153	\$84,626	\$43,717	35.0%	51.7%
1759	RR081 Lakeshore Group D	Infinity Engineering	6/1/2020	7/12/2022	Open	\$229,285	\$200,023	\$200,023	98.0%	100.0%
1780	Dwyer Canal Public Space	Scape Landscape Architecture	6/4/2020	11/3/2021	Closed	\$39,868	\$39,869	\$39,869	100.0%	100.0%
1761	RR045 Filmore South Group D	C.H. Fenstermaker &	6/6/2020	7/23/2023	Open	\$572,447	\$375,845	\$45,655	35.0%	12.1%
1781	RR169 - St. Claude Group D	Schrenk, Endom & Flanagan LLC	6/6/2020	6/28/2023	Open	\$557,205	\$278,725	\$101,752	35.0%	36.5%
1762	RR080 Lakeshore Group C	Infinity Engineering	6/11/2020	7/12/2023	Open	\$301,615	\$137,606	\$137,606	87.0%	100.0%
1818	RR153 Read Blvd. West Group C	Palmisano Contractors	6/22/2020	6/22/2021	Open	\$10,940,150	\$8,570,787	\$3,092,108	35.7%	36.1%
1821	RR165 St. Bernard Group A	Beverly Industries	6/24/2020	6/24/2021	Open	\$4,421,603	\$3,797,131	\$1,374,266	35.0%	36.2%
1850	Traffic Signal Maintenance Services	Diamond Electrical Company,	6/24/2020	6/24/2021	Open	\$3,074,087	\$549,482	\$60,109	35.0%	10.9%
1836	RR021 Central City Group A #1836 K20-	Barriere Construction , LLC	6/25/2020	6/25/2021	Open	\$9,183,056	\$6,057,828	\$1,914,472	35.0%	31.6%
1702	RR112 Lower Ninth Ward South Ward	Command Construction	6/26/2020	6/26/2022	Open	\$7,556,365	\$6,217,242	\$1,821,099	35.0%	29.3%
1831	RR185 Uptown and West Riverside	Hard Rock Construction, LLC	6/30/2020	6/30/2022	Open	\$11,172,923	\$0	\$0	36.0%	0.0%
1846	RR140 Pontchartrain Park Group A	Hard Rock Construction, LLC	7/13/2020	7/13/2022	Open	\$10,837,817	\$10,870,082	\$3,639,896	35.5%	33.5%
1692	RR086 Lakeview North Group D	Richard C. Lambert	7/17/2020	6/16/2023	Open	\$538,074	\$329,547	\$155,636	35.0%	47.2%
1920	Wright Road (Chef Menteur - Highway	Hard Rock Construction, LLC	7/28/2020	7/28/2021	Open	\$6,199,984	\$3,941,382	\$1,572,211	36.0%	39.9%
1895	RR183 Treme Lafitte Group B	Command Construction	7/31/2020	7/31/2022	Open	\$8,091,589	\$2,546,890	\$864,466	38.0%	33.9%
1808	RR025 City Park Group A	Fleming Construction	8/6/2020	6/14/2021	Open	\$6,345,699	\$4,108,239	\$1,958,307	35.0%	47.7%
1873	RR063 Hollygrove Group C	Waggoner Engineering	8/21/2020	8/20/2022	Open	\$601,887	\$385,725	\$40,425	35.0%	10.5%
1874	RR066 Hollygrove Group F	Waggoner Engineering	8/21/2020	8/20/2023	Open	\$439,705	\$3,772,855	\$25,260	35.0%	0.7%
1854	RR091 Lakeview Group B	All South Consulting Engineers,	8/21/2020	8/20/2023	Open	\$729,968	\$470,280	\$132,606	35.0%	28.2%
1861	RR048 Florida Area Group C	AIMS Group	8/21/2020	8/20/2023	Open	\$187,670	\$109,819	\$39,354	35.0%	35.8%
1862	RR049 Florida Area Group D	AIMS Group	8/21/2020	8/20/2023	Open	\$240,323	\$134,726	\$65,175	35.0%	48.4%
1973	RR122 Marlyville-Fontainebleau Group	Design Engineering, Inc.	8/28/2020	10/26/2022	Open	\$449,400	\$288,406	\$160,439	35.0%	55.6%
1816	DPW661-Conti Street (Bourbon-	Mott MacDonald LLC	9/8/2020	9/7/2023	Open	\$702,171	\$486,589	\$76,410	23.0%	15.7%
1573	RR075 Lake Vista Group C	Principal Engineering Inc.	9/14/2020	4/29/2023	Open	\$335,988	\$168,480	\$44,007	35.0%	26.1%

Contract Number	Contract Title	Business Name	Date Start	Date End	Status	Contract Value	Payments Total Prime	Payments Total For Credit	Goal	Util.
1857	RR197 West End Group E	Mott MacDonald LLC	9/15/2020	9/14/2023	Open	\$529,960	\$254,353	\$29,750	35.0%	11.7%
1905	RR008 Black Pearl Group B -	Infinity Construction and	9/21/2020	9/21/2022	Open	\$5,113,979	\$2,260,429	\$1,725,714	35.0%	76.3%
1859	Lakeview City Park HMGP	Batture LLC	9/21/2020	11/13/2022	Open	\$1,678,812	\$1,331,524	\$946,641	61.5%	71.1%
1906	Traffic Control Signs - Blackstar	Blackstar Diversified	9/22/2020	9/21/2023	Open	\$253,300	\$69,330	\$69,330	100.0%	100.0%
1785	RR043 Filmore South Group B	Beverly Industries	9/28/2020	9/28/2021	Open	\$4,539,087	\$3,728,886	\$1,200,955	35.0%	32.2%
1951	RR004 Bayou St. John, Fairgrounds,	Barriere Construction , LLC	9/30/2020	9/30/2022	Open	\$23,838,095	\$9,799,134	\$3,728,026	35.0%	38.0%
1950	RR199 West End Group G	Neel-Schaffer, Inc.	10/6/2020	10/5/2023	Open	\$274,953	\$166,721	\$84,835	35.0%	50.9%
1903	RR131 Milneburg Group B	Hard Rock Construction, LLC	10/6/2020	10/6/2022	Open	\$7,454,477	\$4,683,215	\$1,469,140	35.0%	31.4%
2127	RR139 Plum Orchard	Palmisano Contractors	10/7/2020	12/7/2021	Open	\$7,487,306	\$1,757,708	\$1,080,672	35.0%	61.5%
1970	RR010 Broadmoor Group A	Hard Rock Construction, LLC	10/8/2020	10/8/2022	Open	\$13,612,858	\$6,523,837	\$542,904	35.0%	8.3%
1957	RR184 Uptown Group B	HNTB Corporation	10/8/2020	10/7/2023	Open	\$433,957	\$222,862	\$0	35.0%	0.0%
4000	PSA - RR184 Uptown Group B - HNTB	HNTB Corporation	10/8/2020	10/7/2023	Open	\$433,957	\$0	\$0	0.0%	0.0%
2134	RR035 East Riverside, Garden District,	Hard Rock Construction, LLC	10/26/2020	10/26/2021	Open	\$7,328,128	\$3,670,632	\$940,124	35.0%	25.6%
1949	RR123 Marlyville-Fontainebleau Group	Design Engineering, Inc.	10/27/2020	10/26/2022	Open	\$589,925	\$365,925	\$115,397	35.0%	31.5%
4070	PSA - RR123 Marlyville-Fontainebleau	Design Engineering, Inc.	10/27/2020	10/26/2023	Open	\$589,925	\$0	\$0	0.0%	0.0%
4071	PSA - RR122 Marlyville-Fontainebleau	Design Engineering, Inc.	10/27/2020	10/26/2023	Open	\$449,400	\$0	\$0	0.0%	0.0%
2041	RR170 St. Claude Group E	Boh Bros Construction Co. LLC	11/9/2020	11/9/2022	Open	\$4,527,298	\$2,627,386	\$1,496,180	41.1%	56.9%
1849	RR118 Marlyville-Fountainbleau	Wallace C. Drennan,Inc	11/9/2020	11/9/2022	Open	\$10,683,983	\$6,033,407	\$2,753,201	35.1%	45.6%
1965	RR095 Lakewood Group B	STANLEY CONSULTANTS, INC.	11/23/2020	11/22/2022	Open	\$401,264	\$225,426	\$77,127	35.0%	34.2%
4103	PSA - RR095 Lakewood Group B -	STANLEY CONSULTANTS, INC.	11/23/2020	11/22/2023	Open	\$401,264	\$0	\$0	0.0%	0.0%
2109	Old Spanish Trail (Nottingham to	Beverly Industries	12/1/2020	12/1/2022	Open	\$1,641,905	\$1,383,330	\$568,933	35.1%	41.1%
2198	RR121 Marlyville-Fontainebleau Group	CDM Smith, Inc.	12/8/2020	12/7/2022	Open	\$286,000	\$103,389	\$96,998	35.0%	93.8%
2258	RR115 Lower Ninth Ward South Group	Wallace C. Drennan,Inc	12/10/2020	12/10/2021	Open	\$5,688,513	\$2,067,473	\$610,521	36.8%	29.5%
2251	RR006 Bayou St John, Fairgrounds and	Beverly Industries	12/15/2020	12/15/2021	Open	\$2,139,981	\$1,884,048	\$681,147	37.0%	36.2%
2237	RR020 Bywater-Marigny Group A	Roubion Roads & Streets, LLC	12/28/2020	12/28/2023	Open	\$5,731,244	\$0	\$0	37.0%	0.0%
2246	RR125-Mid City Group B	Hard Rock Construction, LLC	12/28/2020	12/28/2023	Open	\$24,432,044	\$11,065,194	\$1,674,210	36.0%	15.1%
2377	RR101 Little Woods Group B	Beverly Industries	1/25/2021	1/25/2022	Open	\$4,859,679	\$2,415,827	\$705,280	35.0%	29.2%
2421	RR102 Little Woods Group C	Beverly Industries	2/2/2021	2/2/2022	Open	\$5,810,083	\$2,823,062	\$716,227	35.0%	25.4%
984	Homedale Ave (west end -Canal Blvd)	Wallace C. Drennan,Inc	2/11/2021	2/11/2022	Closed	\$6,788,297	\$0	\$0	35.0%	0.0%
2415	RR074 Lake Vista Group B	Boh Bros Construction Co. LLC	2/15/2021	2/15/2023	Open	\$4,499,489	\$2,245,223	\$795,936	35.5%	35.5%
2207	RR198 West End Group F	Burk-Kleinpeter, Inc.	2/18/2021	2/17/2023	Open	\$222,600	\$117,235	\$7,570	35.0%	6.5%
2461	Homedale Ave. (West End Blvd. -	Wallace C. Drennan,Inc	3/4/2021	3/3/2022	Closed	\$6,788,797	\$0	\$0	36.4%	0.0%
2441	RR195 West End Group C	STANLEY CONSULTANTS, INC.	3/8/2021	4/28/2023	Open	\$472,105	\$139,719	\$57,485	35.0%	41.1%
2370	RR175 St. Claude Group J	CSRS/HDCA, LLC	3/19/2021	3/18/2023	Open	\$297,882	\$190,178	\$58,131	35.0%	30.6%
2381	RR174 St. Claude Group I	CSRS/HDCA, LLC	3/19/2021	3/18/2023	Open	\$216,292	\$141,499	\$133,949	35.0%	94.7%
2541	RR006 Bayou St. John, Fairgrounds,	Waggoner Engineering	3/30/2021	5/9/2023	Open	\$196,717	\$217,546	\$112,824	35.0%	51.9%
1100	RR116 Marlyville- Fontainebleau	Hard Rock Construction, LLC	4/13/2021	4/13/2022	Open	\$26,807,189	\$7,036,814	\$2,534,020	35.0%	36.0%

Contract Number	Contract Title	Business Name	Date Start	Date End	Status	Contract Value	Payments Total Prime	Payments Total For Credit	Goal	Util.
2577	RR039 Filmore North Group C	Integrated Management	4/20/2021	6/27/2023	Open	\$303,606	\$103,454	\$103,454	35.0%	100.0%
2597	RR062 Hollygrove Group B	Boh Bros Construction Co. LLC	4/20/2021	4/19/2023	Open	\$20,442,695	\$6,490,742	\$3,174,249	39.5%	48.9%
2471	RR157 St. Anthony East Group C	Batture LLC	5/10/2021	5/9/2023	Open	\$390,988	\$197,081	\$161,826	35.0%	82.1%
2516	RR156 St Anthony E Group B	Batture LLC	5/10/2021	5/9/2023	Open	\$291,564	\$142,851	\$142,851	100.0%	100.0%
2413	RR040 Filmore North Group D	Volkert, Inc.	5/12/2021	5/11/2023	Open	\$544,375	\$169,593	\$43,330	35.0%	25.5%
2576	RR058 Gentilly Terrace Group H -	ECM Consultants, Inc.	5/19/2021	5/18/2023	Open	\$501,183	\$239,698	\$88,803	35.0%	37.0%
2585	RR055 Gentilly Terrace Group	Integrated Logistical Support.	5/19/2021	5/18/2023	Open	\$406,337	\$513,196	\$0	100.0%	0.0%
2656	RR207 Central City Group E	GreenPoint Engineering	5/20/2021	6/29/2023	Open	\$776,181	\$107,813	\$107,813	100.0%	100.0%
2657	RR056 Gentilly Terrace Group F	Hartman Engineering, Inc.	5/21/2021	6/28/2023	Open	\$743,965	\$247,645	\$55,384	35.0%	22.4%
2521	RR029 Desire Group D	Arcadis U.S., Inc.	5/26/2021	5/25/2023	Open	\$781,400	\$442,317	\$75,877	35.0%	17.2%
891	RR116 Marlyville-Fontainebleau Group	A P S Engineering & Testing	5/26/2021	4/11/2023	Open	\$2,000,000	\$0	\$0	35.0%	0.0%
2598	ITB - RR116 Marlyville-Fontainebleau	Hard Rock Construction, LLC	5/26/2021	5/25/2023	Open	\$26,807,189	\$0	\$0	0.0%	0.0%
2575	RR196 West End Group D	MSMM Engineering, LLC	5/27/2021	5/26/2023	Open	\$683,554	\$411,373	\$411,373	35.0%	100.0%
886 task order	RR020 Bywater-Marigny Group A	Kenall, Inc.	6/3/2021	6/3/2022	Open	\$57,310	\$0	\$0	35.0%	0.0%
2584	RR028 Desire Group C - Linfield	Linfield, Hunter Junius, Inc.	6/10/2021	6/9/2023	Open	\$1,186,755	\$420,148	\$109,463	35.0%	26.1%
2764	RR161 St Anthony W Group C	Batture LLC	6/21/2021	8/4/2023	Open	\$290,595	\$140,657	\$140,657	35.0%	100.0%
2816	RR205 Leonidas Group E	Batture LLC	7/12/2021	8/19/2023	Open	\$102,125	\$20,425	\$20,425	100.0%	100.0%
2873	RR206 Treme-Lafitte Group C	Meyer Engineers, LTD.	7/28/2021	9/23/2023	Open	\$728,950	\$179,025	\$128,830	35.0%	72.0%
2908	RR002 Audubon Group B	Hard Rock Construction, LLC	8/6/2021	8/5/2023	Open	\$15,096,192	\$2,412,758	\$53,394	35.0%	2.2%
2909	RR148 Read Blvd. East Group E	Palmisano Contractors	8/6/2021	8/6/2022	Open	\$9,176,279	\$5,581,989	\$2,757,020	35.0%	49.4%
2927	RR079 Lakeshore Group B - EJES,	EJES, Inc.	8/16/2021	8/16/2023	Open	\$426,113	\$111,339	\$38,001	90.1%	34.1%
2942	RR022 Central City Group B	Fleming Construction	8/19/2021	8/18/2023	Open	\$18,339,104	\$875,485	\$41,828	35.1%	4.8%
894	RR074 Lake Vista Group B	Terracon Consultants, Inc.	9/24/2021	9/24/2023	Open	\$2,000,000	\$22,566	\$0	35.0%	0.0%
829	RR170 -St. Claude Group E Street	Royal Engineers & Consultants,	10/18/2021	8/12/2022	Open	\$15,000,000	\$71,476	\$53,239	35.0%	74.5%
3211	ITB - Cast Iron Street Light Panels (Re-	PrintWorks NOLA LLC.	10/29/2021	10/28/2022	Open	\$58,302	\$0	\$0	0.0%	0.0%
3127	RR087 Lakeview North Group E	Roubion Roads & Streets, LLC	11/1/2021	1/25/2023	Open	\$7,865,830	\$795,690	\$0	35.0%	0.0%

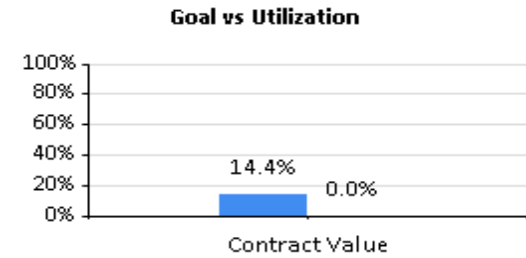
Department Dashboard

Displaying contracts awarded from 1/1/2020 to 12/31/2021

Report run 9/27/2022

Workforce Investment

Number of Contracts	1
Total Contract Value	\$6,660,003
Total Payments	\$0
Total Payments For Credit	\$699,045
Goal	14.38%
Utilization	0.00%



Contract Number	Contract Title	Business Name	Date Start	Date End	Status	Contract Value	Payments Total Prime	Payments Total For Credit	Goal	Util.
2968	JOB1 Operator and Serv. provider	Arbor E&T, LLC	7/1/2021	6/30/2022	Open	\$6,660,003	\$0	\$699,045	14.4%	0.0%