



2021 - 2022 Equitable Business Opportunities Program Performance Report

City of New Orleans
October 2023

Contents

1. Background
2. Contracts Awarded in 2021 - 2022
3. Contracts Awarded to DBEs as Prime Contractors
4. Contracts Committed to DBEs as Subcontractors
5. Total Contracts Awarded to DBEs
6. DBE Contract Awards by Procurement Type
7. Waivers Issued in 2021 – 2022
8. Department Dashboards

1

Background

Reporting Requirements

Sec. 70-462. Reporting for contracts executed by the City of New Orleans

- This report covers the period from January 1, 2021 through December 31, 2022.
- Data reflects verifiable contract and payment data that OSD is tracking from the previous 2 years.
- DBE waivers indicate both sole source and departmental waivers.
- Waiver reports do not capture the dollar value of requirements contracts.
- DBE performance dashboards for all departments with contracts awarded during the report period are provided.

EBO/ DBE Compliance Monitoring

- Contracts awarded during the reporting period are monitored for DBE commitment and DBE utilization.
- Commitment is expressed as the percentage of DBE participation committed for the contract.
- Utilization is expressed as the percentage of payments to DBE firms to total payments made during the review period regardless of when the contracts were awarded.
- Contracts under \$15,000, CEAs, real estate transactions, and contracts procured under an emergency declaration are not included in compliance monitoring and reporting.

2

Contracts Awarded

2021 - 2022 Contracts Awarded

189

Total Number of Contracts Awarded

\$629,828,937

Total Value of Contracts Awarded

437

**Total Number of Contracts
Awarded or Committed to DBES**

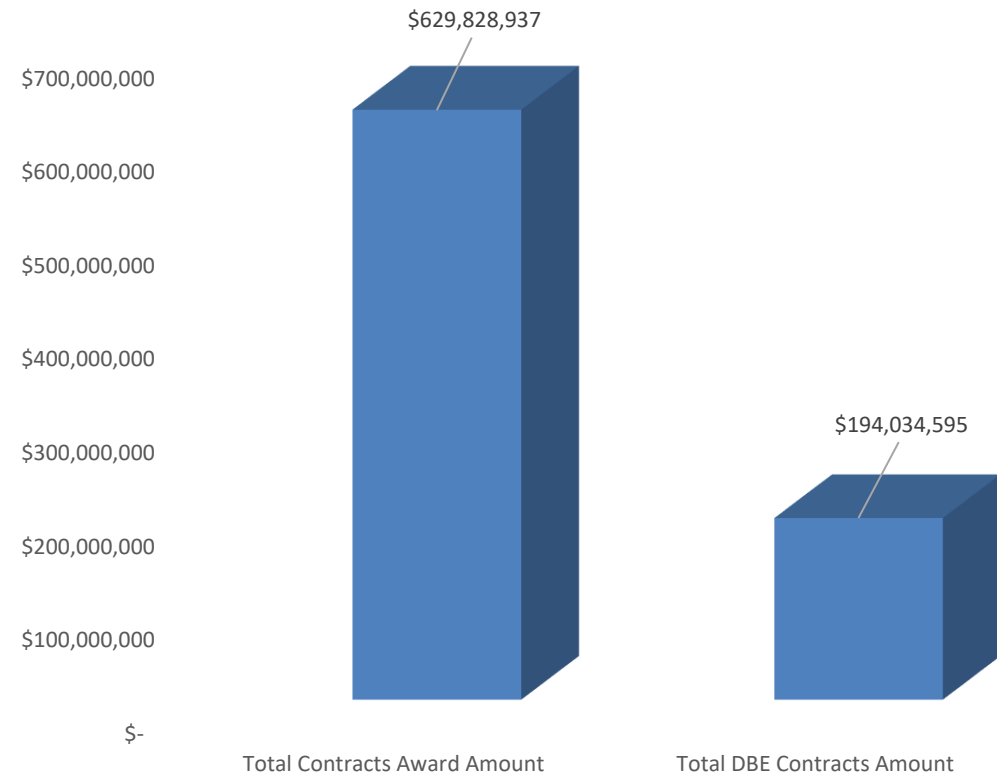
\$194,034,595

**Total Value of Contracts
Awarded or Committed to DBEs**

30.81%

Overall Equity Goal Achieved

**Contracts Awarded or Committed
2021-2022**



3

Contracts Awarded to DBEs as Prime Contractor

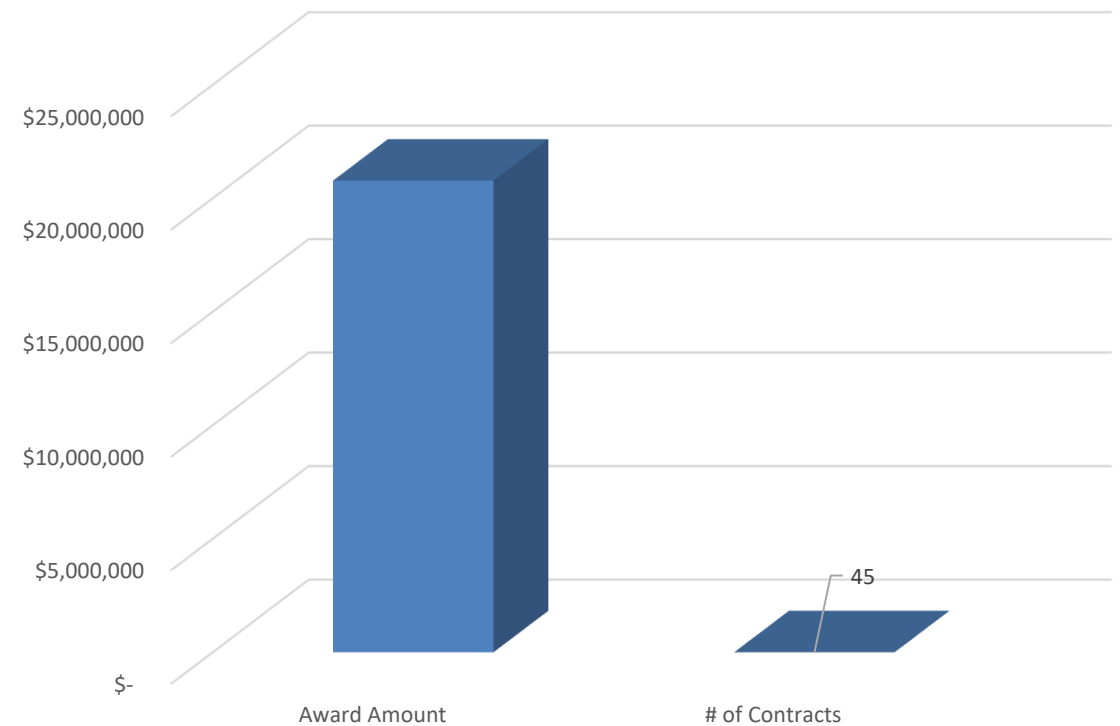
2021 - 2022 Contracts Awarded to DBEs as Primes

45 or 10%*
**Total Number of Contracts Awarded
to DBEs as Prime**

\$20,776,970 or 3.3%
**Total Value of Contracts Awarded
to DBEs as Prime**

***10% of contracts awarded or committed to DBEs.**

**Value and Number of Contracts Awarded to
DBEs as Primes**



4

Contracts Committed to DBEs as Subcontractor

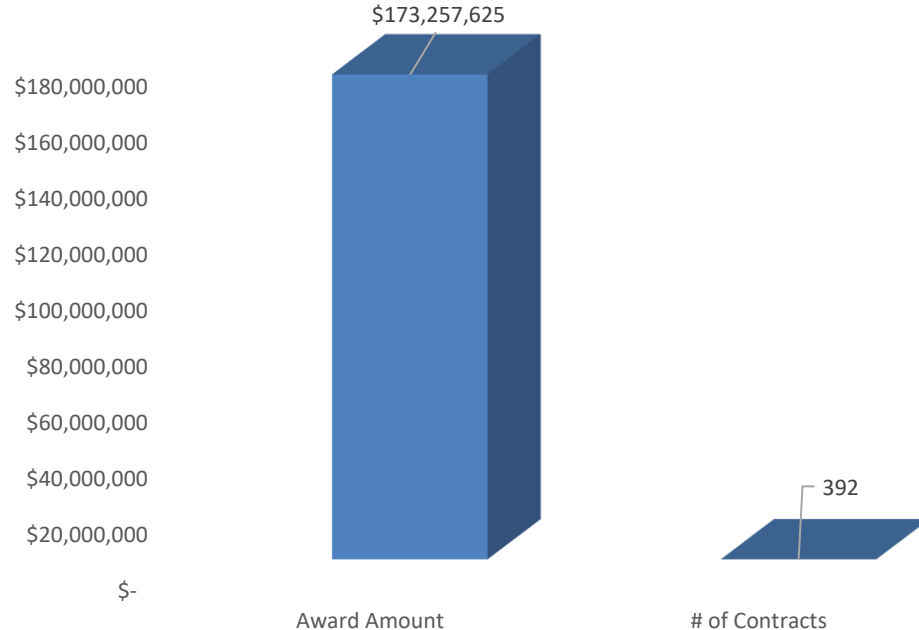
2021 - 2022 Subcontract Commitments to DBEs

392 or 90%*
Number of Subcontract
Commitments to DBEs

\$173,275,625 or 28%
Value of Subcontract
Commitments to DBEs

***90% of total DBE awards and commitments**

Value and Number of DBE Subcontract Commitments



5

**Total Contracts Awarded
or Committed to DBEs**

2021 - 2022 Total Contracts Awarded to DBEs

437

**Total Number of Contracts
Awarded to DBEs**

\$194,034,595

**Total Value of Contracts
Awarded to DBEs**

30.81%

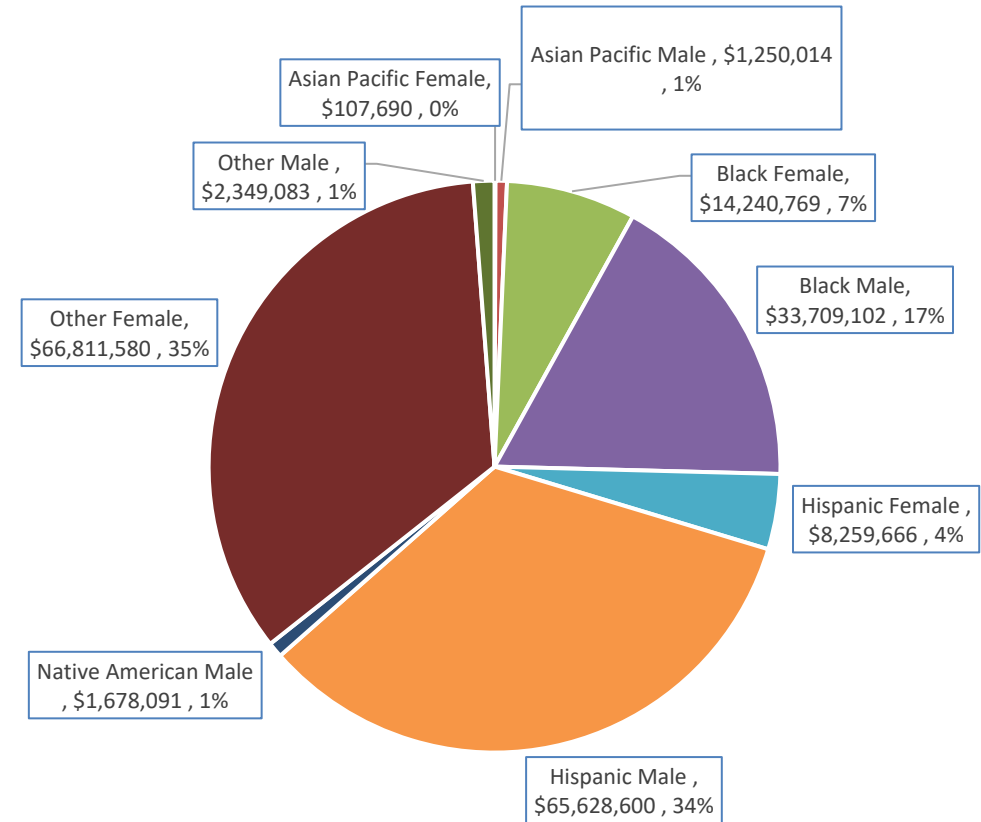
Overall Equity Goal Achieved

41.67%

DBE Utilization Rate*

* Utilization is expressed as the percentage of payments to DBE firms to total payments made during the review period regardless of when the contract was awarded.

**Value of Contracts Awarded or Committed to DBEs
2021 - 2022**



6

DBE Contracts by Procurement Type

2020 - 2021

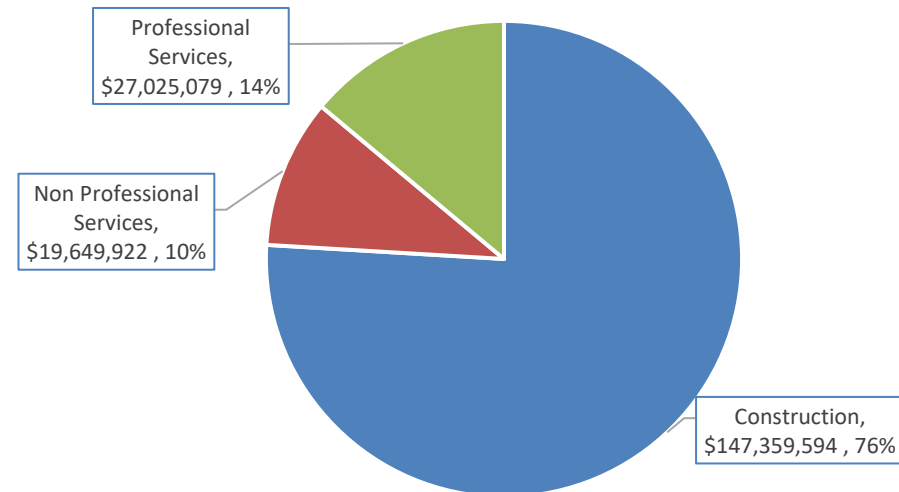
DBE Contracts by Procurement Type

Construction
\$147,359,594 or 76%

Professional Services
\$27,025,079 or 14%

Non-Professional Services
\$19,649,922 or 10%

**Contracts Awarded or Committed to DBES by
Category (2021 - 2022)**





Waivers

DBE Participation Waivers 2020-2021

Sec. 70-462(f) Waiver of DBE Participation Goals

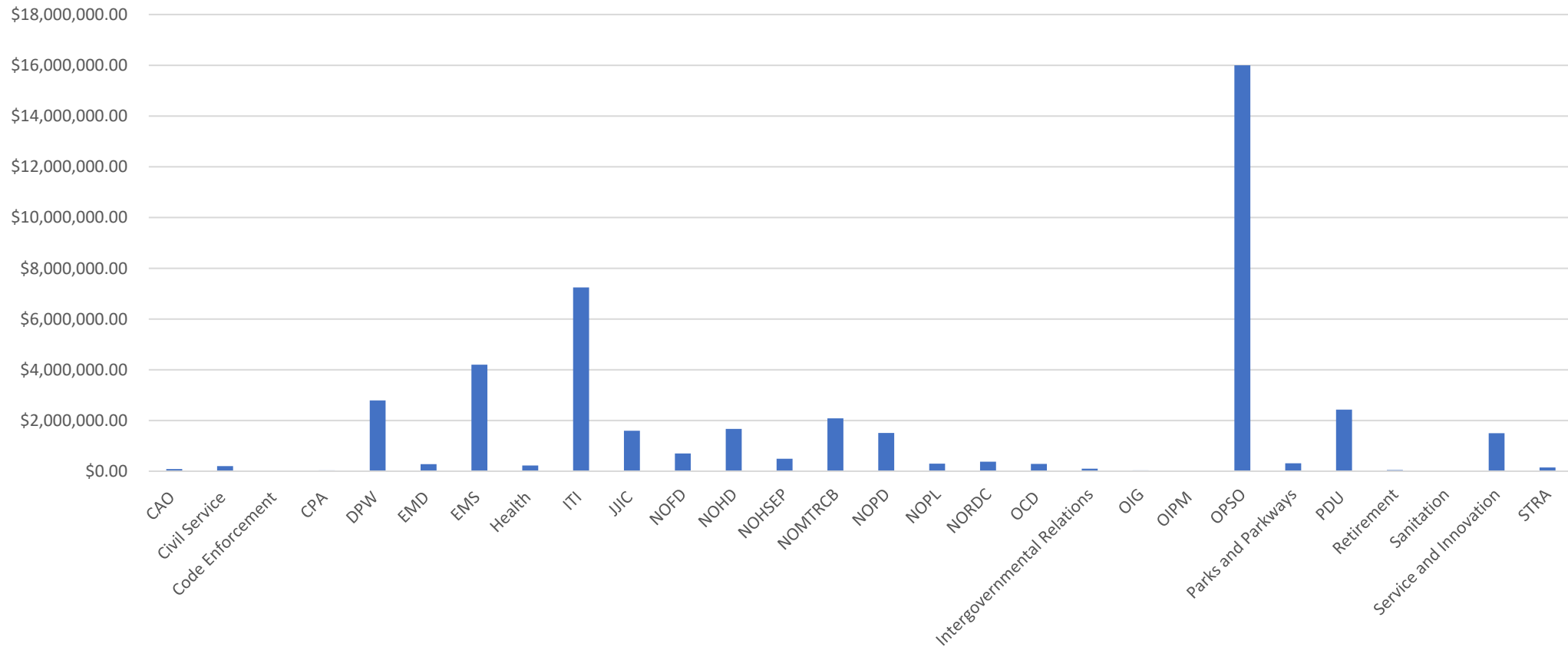
- During 2021 – 2022, a total of 145 waiver requests were received totaling \$44,753,004.*
- Waivers were granted in 142 instances and denied in 3 instance.
- The CAO concurred with the OSD recommendation in all instances.

* Waiver reports do not capture the dollar value of requirements contracts.

Reason for Waiver	Number
Fewer than 3 Certified DBEs	29
No Opportunity for Subcontracting	56
Sole Source	57
Request Denied	3
Total Requests	145

2021 – 2022 DBE Participation Waivers

Waivers Granted by Department and Dollar Amount
2021 - 2022



8

Department Dashboards

City Departments/Agencies Currently Monitored by OSD

- **CAO**
- **Capital Projects Administration**
- **City Planning Commission**
- **Code Enforcement**
- **Department of Public Works**
- **Economic Development**
- **EMS**
- **EMD**
- **Finance**
- **Hazard Mitigation**
- **Health Department**
- **Homeland Security**
- **Information Technology**
- **Intergovernmental Relations**
- **Law**
- **Mayor's Office**
- **New Orleans Fire Department**
- **New Orleans Police Department**
- **New Orleans Public Library**
- **Office of Community Development**
- **Office of Inspector General**
- **Parks and Parkways**
- **Property Management**
- **Purchasing**
- **Risk Management**
- **Sanitation**
- **Supplier Diversity**
- **Workforce Development**

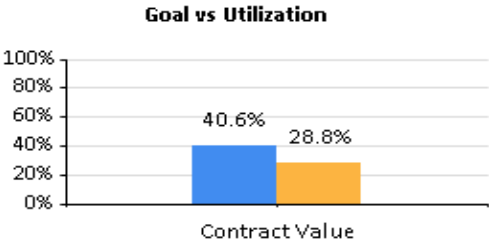


Department Dashboard

Displaying contracts awarded from 1/1/2021 to 12/31/2022

Capital Projects

Number of Contracts	49
Total Contract Value	\$29,340,238
Total Payments	\$18,797,029
Total Payments For Credit	\$5,406,165
Goal	40.55%
Utilization	28.76%



Contract Number	Contract Title	Business Name	Date Start	Date End	Status	Contract Value	Payments Total Prime	Payments Total For Credit	Goal	Util.
2202	Desire Florida Multi-Service Center	NFT Group, LLC	1/28/2021	4/30/2023	Open	\$4,843,927	\$4,391,682	\$495,832	35.0%	11.3%
2362	NOFD Multi Station Groups 2 & 3 -	NFT Group, LLC	1/29/2021	7/7/2024	Open	\$2,946,171	\$2,310,186	\$187,246	35.0%	8.1%
2216	Skelly Rupp Stadium Renovations	Meyer Engineers, LTD.	2/4/2021	2/3/2024	Open	\$340,898	\$216,663	\$26,346	25.0%	12.2%
2382	Almonaster Auto Pound Demolition &	Tuna Construction	3/30/2021	3/30/2023	Open	\$488,808	\$423,835	\$0	9.0%	0.0%
2573	Sanitation Field Operations Office and	Meyer Engineers, LTD.	4/13/2021	5/11/2023	Open	\$208,333	\$133,184	\$38,031	35.0%	28.6%
2630	New Criminal Evidence & Processing	Eustis Engineering, LLC	5/4/2021	5/3/2022	Open	\$63,357	\$61,987	\$25,749	35.0%	41.5%
2592	Mosquito Control Administration	Braquet Design Group	5/19/2021	6/20/2023	Open	\$61,708	\$39,533	\$20,503	39.5%	51.9%
2559	NOPD Firing Range A and B Upgrades	Tuna Construction	5/21/2021	11/7/2023	Open	\$3,367,406	\$3,142,416	\$0	16.6%	0.0%
2734	Desire Florida Multi-Service	NFT Group, LLC	6/9/2021	12/9/2021	Open	\$4,310,000	\$0	\$0	35.0%	0.0%
2745	NOPD Firing Range - Materials	Stratum Engineering, LLC	6/11/2021	6/10/2022	Open	\$29,493	\$14,095	\$14,095	35.0%	100.0%
2782	Softball Fields at Behrman Park	Chase Marshall Architects	6/28/2021	8/17/2023	Open	\$46,693	\$26,564	\$0	35.0%	0.0%
2829	Alma Peters Playground	Battco Construction and	8/24/2021	11/15/2022	Closed	\$156,310	\$156,310	\$0	28.8%	0.0%
2866	Citywide Parks and Playgrounds	Battco Construction and	8/25/2021	5/8/2023	Closed	\$499,969	\$472,344	\$49,800	37.0%	10.5%
3004	House of Detention Demolition	Linfield, Hunter Junius, Inc.	9/16/2021	2/20/2023	Open	\$161,718	\$48,515	\$29,716	35.0%	61.3%
3010	Emergency Facility Repair Assessment	Pivotal Engineering, LLC	9/17/2021	3/16/2023	Open	\$2,064,101	\$806,926	\$0	100.0%	0.0%
2996	Norman Playground Play Equipment	Dana Brown & Associates, Inc.	9/21/2021	11/3/2023	Open	\$25,507	\$25,507	\$0	35.0%	0.0%
2919	Pratt Playground Renovations	Stallings Construction	10/1/2021	1/29/2023	Open	\$325,003	\$325,003	\$0	35.0%	0.0%
2145	Low Barrier Shelter - Phase II (K20-	Colmex Construction LLC	11/11/2021	12/31/2022	Open	\$4,343,747	\$4,157,721	\$3,975,936	36.5%	95.6%
2984	Wesley Barrow/MLB Youth Academy	SCNZ Architects, LLC	11/19/2021	11/18/2022	Open	\$33,124	\$17,887	\$6,578	35.0%	36.8%
3242	Union Passenger Terminal Katrina	Mathes Brierre Architects	12/6/2021	1/25/2024	Open	\$154,949	\$95,715	\$0	35.0%	0.0%
3278	Amend 1 - Morris F.X. Jeff Sr. Pool	Ardaman and Associates, Inc.	12/20/2021	4/1/2024	Open	\$16,851	\$0	\$0	35.0%	0.0%
3231	Municipal Yacht Harbor Fishing Pier	Eustis Engineering, LLC	1/1/2022	12/31/2022	Open	\$57,581	\$0	\$0	14.4%	0.0%
3236	Joseph Bartholomew Golf Course-	TEH ENTERPRISE LLC	1/1/2022	1/31/2023	Open	\$353,800	\$127,234	\$0	35.0%	0.0%
3304	Gallier Hall Phase Three Renovations -	TEH ENTERPRISE LLC	2/11/2022	7/31/2023	Open	\$325,000	\$318,872	\$100,509	57.6%	31.5%

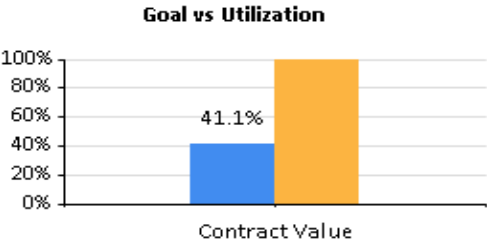
Contract Number	Contract Title	Business Name	Date Start	Date End	Status	Contract Value	Payments Total Prime	Payments Total For Credit	Goal	Util.
3255	West Bank Soccer Facility Bretchel	LLJ Environmental	2/24/2022	2/24/2023	Open	\$119,500	\$239,000	\$119,500	100.0%	50.0%
3367	Algiers Courthouse Parking Lot &	LLJ Environmental	3/29/2022	1/2/2023	Open	\$294,860	\$232,200	\$0	100.0%	0.0%
3714	Norman Playground Phase II	Twin Shores Landscape and	5/3/2022	5/31/2023	Open	\$295,500	\$217,080	\$133,080	100.0%	61.3%
3833	AE Services for the VA Hospital	MARRERO COUVILLON &	5/31/2022	6/30/2023	Open	\$99,645	\$50,321	\$0	100.0%	0.0%
3672	Easton Playground High Mast Lighting	Battco Construction and	6/6/2022	7/6/2022	Closed	\$49,851	\$49,851	\$0	10.0%	0.0%
3925	Perry Roehm Stadium Renovations	SCNZ Architects, LLC	6/21/2022	7/21/2023	Open	\$61,483	\$35,697	\$8,800	20.0%	24.7%
3927	Desire Florida Multi-Service Center	The Beta Group Engineering &	6/23/2022	6/22/2023	Open	\$32,256	\$28,488	\$28,488	100.0%	100.0%
3342	Hunter's Field Phase IV	Battco Construction and	7/10/2022	7/10/2023	Open	\$354,917	\$233,502	\$0	36.0%	0.0%
3986	Municipal Yacht Harbor Fishing Pier	Markdesign, LLC	8/19/2022	4/3/2024	Open	\$144,740	\$67,568	\$0	35.0%	0.0%
4087	NOPL Roof, HVAC, Fire Protection	MARRERO COUVILLON &	8/23/2022	9/23/2023	Open	\$196,670	\$29,501	\$29,456	100.0%	99.8%
4129	Municipal Yacht Harbor Fishing Pier	Gulf South Engineering and	9/8/2022	9/28/2024	Open	\$57,909	\$32,010	\$0	35.0%	0.0%
3796	NOPD 1st District Hazard Mitigation	Legacy Restoration and	9/10/2022	9/10/2024	Open	\$582,000	\$0	\$0	52.8%	0.0%
3826	Community Correction Center - Safe	TEH ENTERPRISE LLC	9/12/2022	8/13/2023	Open	\$59,000	\$59,000	\$18,915	36.0%	32.1%
4054	Richard Lee Park Improvements	Dana Brown & Associates, Inc.	10/1/2022	9/30/2023	Open	\$185,734	\$27,329	\$27,329	81.0%	100.0%
4033	NORDC Parks - Hurricane Isaac	TEH ENTERPRISE LLC	11/11/2022	11/12/2023	Open	\$147,400	\$0	\$0	35.5%	0.0%
4031	NORDC Parks - Hurricane Isaac	TEH ENTERPRISE LLC	11/12/2022	11/13/2023	Open	\$145,000	\$0	\$0	36.0%	0.0%
4034	NORDC Parks - Hurricane Isaac	TEH ENTERPRISE LLC	11/14/2022	11/14/2023	Open	\$87,000	\$0	\$0	37.0%	0.0%
4099	Pecan Grove Recreation Center	CONCORDIA LLC	11/14/2022	11/14/2023	Open	\$236,888	\$40,571	\$0	36.5%	0.0%
4032	NORDC Parks - Hurricane Isaac	TEH ENTERPRISE LLC	11/15/2022	11/15/2023	Open	\$89,900	\$18,900	\$0	38.0%	0.0%
4234	NOPD Eighth District Interior	Markdesign, LLC	11/26/2022	11/27/2023	Open	\$314,573	\$38,031	\$0	35.0%	0.0%
4188	New Orleans Public Library Feasibility	MARRERO COUVILLON &	11/27/2022	11/28/2023	Open	\$74,568	\$42,255	\$37,055	100.0%	87.7%
4349	NORD - Boxing Gym Facility	Mathes Brierre Architects	12/21/2022	1/21/2023	Open	\$170,453	\$0	\$0	35.0%	0.0%
4176	NOPD Headquarters Parking Garage	Walker Consultants, Inc.	12/30/2022	12/31/2023	Open	\$187,586	\$0	\$0	35.0%	0.0%
4137	Sampson and Odile Davis Park	Chase Marshall Architects	12/31/2022	2/2/2024	Open	\$78,965	\$10,345	\$0	35.0%	0.0%
4230	NORD - Village de L'est Splash Pad	Pivotal Engineering, LLC	12/31/2022	1/21/2024	Open	\$49,384	\$33,200	\$33,200	100.0%	100.0%

Department Dashboard

Displaying contracts awarded from 1/1/2021 to 12/31/2022

Chief Administrative Office

Number of Contracts	3
Total Contract Value	\$8,453,350
Total Payments	\$176,080
Total Payments For Credit	\$336,079
Goal	41.12%
Utilization	190.87%



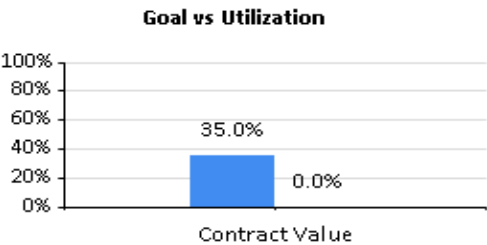
Contract Number	Contract Title	Business Name	Date Start	Date End	Status	Contract Value	Payments Total Prime	Payments Total For Credit	Goal	Util.
2929	Environmental Consulting Services	Materials Management Group,	9/10/2021	8/31/2024	Open	\$5,000,000	\$176,080	\$176,079	65.0%	100.0%
2437	United Healthcare	UNITED HEALTHCARE	1/1/2022	12/31/2023	Closed	\$3,388,650	\$0	\$160,000	6.0%	0.0%
2457	RFP-Insurance Producer of Record	McGriff Insurance Services,	3/19/2022	3/18/2024	Closed	\$64,700	\$0	\$0	35.0%	0.0%

Department Dashboard

Displaying contracts awarded from 1/1/2021 to 12/31/2022

Economic Development

Number of Contracts	1
Total Contract Value	\$24,000
Total Payments	\$0
Total Payments For Credit	\$4,658
Goal	35.00%
Utilization	0.00%



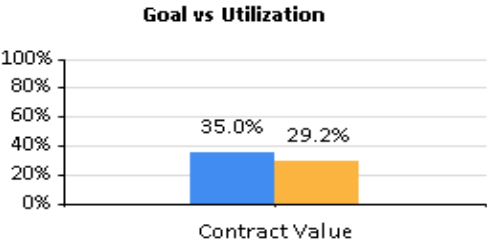
Contract Number	Contract Title	Business Name	Date Start	Date End	Status	Contract Value	Payments Total Prime	Payments Total For Credit	Goal	Util.
3939	PSA with StayLocal for Business	Urban Conservancy	7/14/2022	7/13/2023	Open	\$24,000	\$0	\$4,658	35.0%	0.0%

Department Dashboard

Displaying contracts awarded from 1/1/2021 to 12/31/2022

EMD

Number of Contracts	2
Total Contract Value	\$1,950,000
Total Payments	\$939,768
Total Payments For Credit	\$274,649
Goal	35.00%
Utilization	29.23%

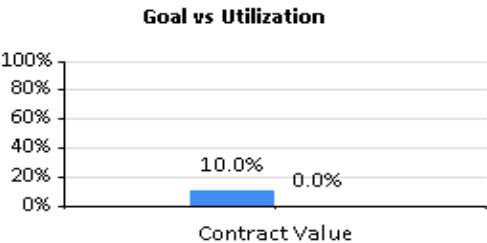


Contract Number	Contract Title	Business Name	Date Start	Date End	Status	Contract Value	Payments Total Prime	Payments Total For Credit	Goal	Util.
2423	On Road #2 Ultra Low Sulfur Diesel	Petroleum Traders Corporation	10/6/2022	10/6/2023	Open	\$750,000	\$939,768	\$274,649	35.0%	29.2%
4194	Ultra low sulfur diesel-PTC	Petroleum Traders Corporation	12/15/2022	12/14/2024	Open	\$1,200,000	\$0	\$0	35.0%	0.0%

Department Dashboard

Finance

Number of Contracts	1
Total Contract Value	\$4,467,000
Total Payments	\$0
Total Payments For Credit	\$0
Goal	10.00%
Utilization	0.00%



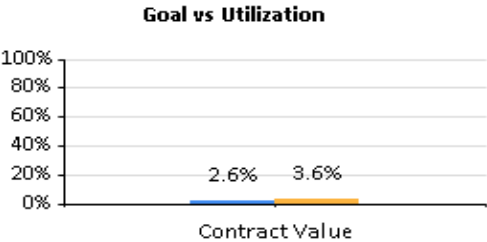
Contract Number	Contract Title	Business Name	Date Start	Date End	Status	Contract Value	Payments Total Prime	Payments Total For Credit	Goal	Util.
3509	Municipal Revenue Collection System	Fast Enterprises LLC	2/23/2022	2/21/2023	Closed	\$4,467,000	\$0	\$0	10.0%	0.0%

Department Dashboard

Displaying contracts awarded from 1/1/2021 to 12/31/2022

Fire Department

Number of Contracts	3
Total Contract Value	\$407,776
Total Payments	\$43,571
Total Payments For Credit	\$1,551
Goal	2.57%
Utilization	3.56%



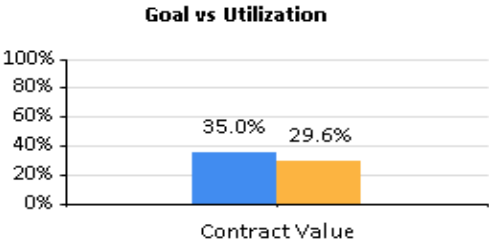
Contract Number	Contract Title	Business Name	Date Start	Date End	Status	Contract Value	Payments Total Prime	Payments Total For Credit	Goal	Util.
2711	Bid Contract for Firefighting	Casco Industries, Inc.	7/15/2021	7/14/2022	Open	\$115,000	\$0	\$0	0.0%	0.0%
1976	NOFD Janitorial Supplies	Economical Janitorial & Paper	11/13/2021	11/12/2022	Open	\$29,976	\$43,571	\$1,551	35.0%	3.6%
3782	Bid Contract for NOFD Turnout Gear	Casco Industries, Inc.	5/26/2022	5/25/2023	Open	\$262,800	\$0	\$0	0.0%	0.0%

Department Dashboard

Displaying contracts awarded from 1/1/2021 to 12/31/2022

Hazard Mitigation Office

Number of Contracts	2
Total Contract Value	\$1,049,000
Total Payments	\$586,105
Total Payments For Credit	\$173,410
Goal	35.00%
Utilization	29.59%



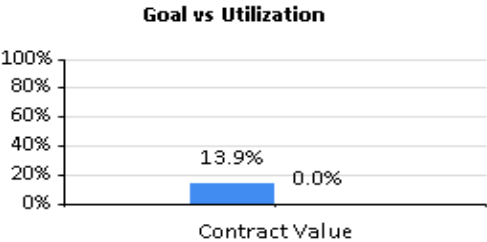
Contract Number	Contract Title	Business Name	Date Start	Date End	Status	Contract Value	Payments Total Prime	Payments Total For Credit	Goal	Util.
2643	RFP FEMA Hazard Mitigation	Barowka and Bonura Engineers	5/14/2021	7/14/2022	Open	\$1,000,000	\$569,200	\$164,973	35.0%	29.0%
2645	BFM Contract RFP 791	BFM Corporation, LLC	5/21/2021	5/21/2023	Open	\$49,000	\$16,905	\$8,438	35.0%	49.9%

Department Dashboard

Displaying contracts awarded from 1/1/2021 to 12/31/2022

Health Department

Number of Contracts	3
Total Contract Value	\$1,744,039
Total Payments	\$1,150,939
Total Payments For Credit	\$0
Goal	13.91%
Utilization	0.00%



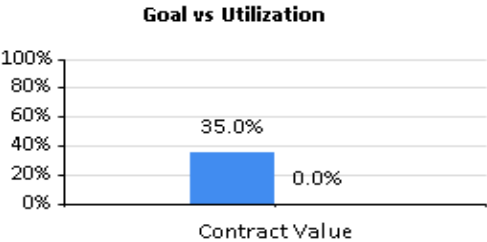
Contract Number	Contract Title	Business Name	Date Start	Date End	Status	Contract Value	Payments Total Prime	Payments Total For Credit	Goal	Util.
3524	Deveney Communication Consulting,	Deveney Communication	1/1/2022	2/29/2024	Open	\$1,607,243	\$1,114,272	\$0	12.0%	0.0%
3512	Tulane - Outreach/Education and	Tulane Educational Fund	3/1/2022	12/31/2022	Closed	\$96,800	\$0	\$0	10.0%	0.0%
4267	Firmin Trucking 3rd amendment to	Firmin Trucking, LLC	8/21/2022	8/20/2023	Open	\$39,996	\$36,667	\$0	100.0%	0.0%

Department Dashboard

Displaying contracts awarded from 1/1/2021 to 12/31/2022

Homeland Security

Number of Contracts	1
Total Contract Value	\$38,000
Total Payments	\$0
Total Payments For Credit	\$0
Goal	35.00%
Utilization	0.00%



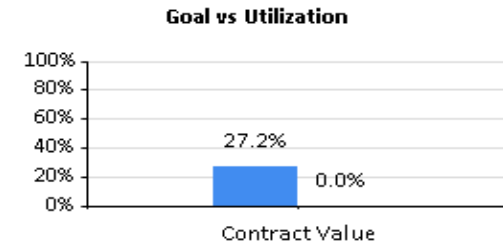
Contract Number	Contract Title	Business Name	Date Start	Date End	Status	Contract Value	Payments Total Prime	Payments Total For Credit	Goal	Util.
2094	Emergency Catering Services	Messina's, Inc.	8/1/2021	7/31/2024	Open	\$38,000	\$0	\$0	35.0%	0.0%

Department Dashboard

Displaying contracts awarded from 1/1/2021 to 12/31/2022

Law Department

Number of Contracts	10
Total Contract Value	\$1,474,000
Total Payments	\$168,849
Total Payments For Credit	\$0
Goal	27.20%
Utilization	0.00%



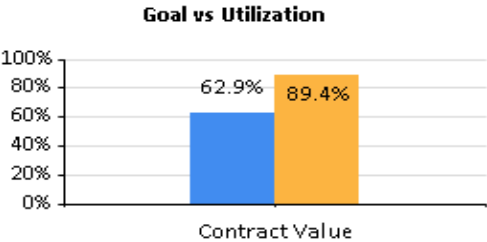
Contract Number	Contract Title	Business Name	Date Start	Date End	Status	Contract Value	Payments Total Prime	Payments Total For Credit	Goal	Util.
3015	Warren Riley Amend No 2	Sher Garner Cahill Richter Klein	4/19/2021	4/18/2022	Open	\$100,000	\$44,001	\$0	35.0%	0.0%
3149	PSA Warren Riley Amend No 2	Sher Garner Cahill Richter Klein	4/19/2021	4/18/2022	Open	\$100,000	\$0	\$0	35.0%	0.0%
3500	Sher Garner PSA	Sher Garner Cahill Richter Klein	4/19/2021	4/18/2022	Open	\$200,000	\$0	\$0	35.0%	0.0%
3017	OPSB Litigation Amend No 2	Sher Garner Cahill Richter Klein	5/21/2021	5/20/2022	Open	\$114,000	\$0	\$0	35.0%	0.0%
3018	Wisner Donation	Sher Garner Cahill Richter Klein	6/25/2021	6/25/2022	Open	\$50,000	\$0	\$0	35.0%	0.0%
2776	Sher Garner -Wisner	Sher Garner Cahill Richter Klein	6/25/2021	6/25/2022	Open	\$50,000	\$16,812	\$0	35.0%	0.0%
3369	Warren Riley Amend No 3	Sher Garner Cahill Richter Klein	4/19/2022	4/18/2023	Open	\$200,000	\$0	\$0	35.0%	0.0%
3816	OPSB Litigation	Sher Garner Cahill Richter Klein	5/19/2022	5/18/2023	Open	\$100,000	\$13,350	\$0	35.0%	0.0%
3821	Hard Rock	Stone Pigman Walther	5/20/2022	5/19/2025	Open	\$460,000	\$94,686	\$0	10.0%	0.0%
4801	PSA Traffic Camera Amend #4	Sher Garner Cahill Richter Klein	5/20/2022	5/19/2024	Open	\$100,000	\$0	\$0	35.0%	0.0%

Department Dashboard

Displaying contracts awarded from 1/1/2021 to 12/31/2022

Library

Number of Contracts	2
Total Contract Value	\$410,786
Total Payments	\$189,781
Total Payments For Credit	\$169,719
Goal	62.94%
Utilization	89.43%



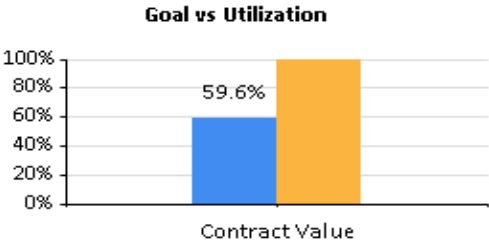
Contract Number	Contract Title	Business Name	Date Start	Date End	Status	Contract Value	Payments Total Prime	Payments Total For Credit	Goal	Util.
3793	ITB Landscaping and Grounds	TEH ENTERPRISE LLC	7/1/2022	6/30/2023	Open	\$239,772	\$39,962	\$19,900	36.5%	49.8%
4008	Building and Sidewalk pressure	SAFE WASH SOLUTIONS LLC	9/12/2022	9/11/2023	Open	\$171,014	\$149,819	\$149,819	100.0%	100.0%

Department Dashboard

Displaying contracts awarded from 1/1/2021 to 12/31/2022

Office of Community Development

Number of Contracts	9
Total Contract Value	\$10,047,025
Total Payments	\$25,949
Total Payments For Credit	\$131,349
Goal	59.62%
Utilization	506.19%




Contract Number	Contract Title	Business Name	Date Start	Date End	Status	Contract Value	Payments Total Prime	Payments Total For Credit	Goal	Util.
3395	Project Lazarus	Project Lazarus	1/1/2022	12/31/2022	Open	\$472,956	\$0	\$0	2.4%	0.0%
3417	Concerned Citizens for A Better	Concerned Citizen for a Better	1/1/2022	12/31/2022	Open	\$913,665	\$0	\$0	1.0%	0.0%
3426	START Corporation	Start Corporation	1/1/2022	12/31/2022	Open	\$1,500,000	\$0	\$71,080	30.0%	0.0%
3715	Covenant House	COVENANT HOUSE NEW	1/1/2022	12/31/2022	Open	\$180,404	\$25,949	\$60,269	18.0%	232.3%
3428	Grove Place LLC	Elite Property Management &	3/1/2022	3/1/2023	Open	\$4,800,000	\$0	\$0	100.0%	0.0%
3771	START Corporation	Start Corporation	3/1/2022	2/28/2023	Open	\$1,500,000	\$0	\$0	36.4%	0.0%
3942	START Corporation	Start Corporation	3/1/2022	2/28/2023	Open	\$340,000	\$0	\$0	62.0%	0.0%
4831	START Corporation,Inc	Start Corporation	3/1/2022	9/30/2023	Open	\$340,000	\$0	\$0	62.0%	0.0%

Department Dashboard

Displaying contracts awarded from 1/1/2021 to 12/31/2022

Office of Independent Police Monitor

Number of Contracts	2
Total Contract Value	\$75,000
Total Payments	\$0
Total Payments For Credit	\$0
Goal	0.00%
Utilization	0.00%



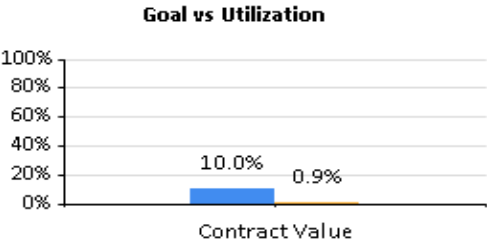
Contract Number	Contract Title	Business Name	Date Start	Date End	Status	Contract Value	Payments Total Prime	Payments Total For Credit	Goal	Util.
2347	Ibrahim & Associates	Ibrahim & Associates LLC	1/1/2021	1/1/2022	Open	\$37,500	\$0	\$0	100.0%	0.0%
3762	PSA-Amendment-Ibrahim &	Ibrahim & Associates LLC	4/20/2022	4/19/2023	Open	\$37,500	\$0	\$0	100.0%	0.0%

Department Dashboard

Displaying contracts awarded from 1/1/2021 to 12/31/2022

Office of the Inspector General

Number of Contracts	2
Total Contract Value	\$1,450,000
Total Payments	\$207,604
Total Payments For Credit	\$1,773
Goal	10.00%
Utilization	0.85%



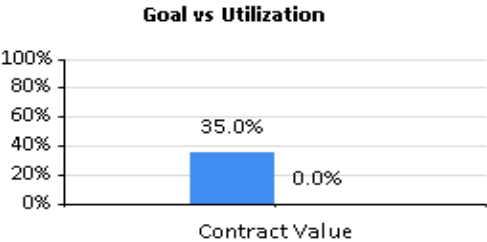
Contract Number	Contract Title	Business Name	Date Start	Date End	Status	Contract Value	Payments Total Prime	Payments Total For Credit	Goal	Util.
2368	Chaffe McCall/OIG General Counsel	Chaffe McCall, LLP	1/25/2021	1/24/2023	Open	\$650,000	\$207,604	\$1,773	10.0%	0.9%
3698	Chaffe McCall PSA-OIG Counsel K23-	Chaffe McCall, LLP	1/25/2021	10/19/2024	Open	\$800,000	\$0	\$0	10.0%	0.0%

Department Dashboard

Displaying contracts awarded from 1/1/2021 to 12/31/2022

Office of the Mayor

Number of Contracts	1
Total Contract Value	\$288,000
Total Payments	\$0
Total Payments For Credit	\$0
Goal	35.00%
Utilization	0.00%



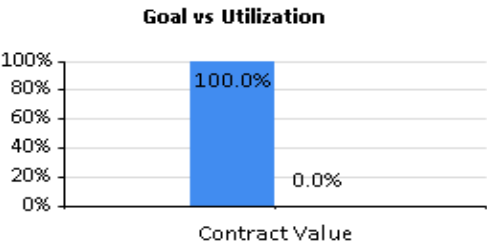
Contract Number	Contract Title	Business Name	Date Start	Date End	Status	Contract Value	Payments Total Prime	Payments Total For Credit	Goal	Util.
3439	Cornerstone Government Affairs	Cornerstone Government	1/1/2022	12/31/2022	Open	\$288,000	\$0	\$0	35.0%	0.0%

Department Dashboard

Displaying contracts awarded from 1/1/2021 to 12/31/2022

Other Agencies

Number of Contracts	1
Total Contract Value	\$150,000
Total Payments	\$0
Total Payments For Credit	\$0
Goal	100.00%
Utilization	0.00%



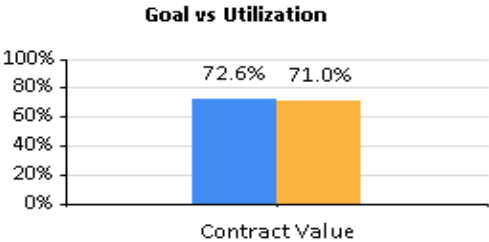
Contract Number	Contract Title	Business Name	Date Start	Date End	Status	Contract Value	Payments Total Prime	Payments Total For Credit	Goal	Util.
5120	Parking Adjudication Maria Auzenne	Auzenne & Associates, LLC	10/13/2022	10/12/2024	Open	\$150,000	\$0	\$0	100.0%	0.0%

Department Dashboard

Displaying contracts awarded from 1/1/2021 to 12/31/2022

Parks and Parkways Commission

Number of Contracts	8
Total Contract Value	\$2,014,687
Total Payments	\$1,835,242
Total Payments For Credit	\$1,302,378
Goal	72.64%
Utilization	70.96%



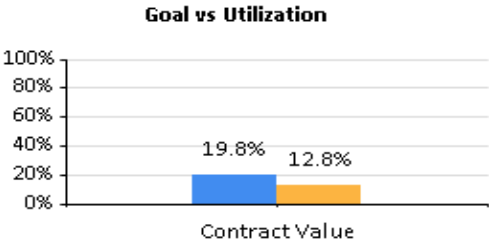
Contract Number	Contract Title	Business Name	Date Start	Date End	Status	Contract Value	Payments Total Prime	Payments Total For Credit	Goal	Util.
3230	Tree Maintenance & Removal	Bayou Tree Service, Inc	12/2/2021	12/2/2022	Open	\$48,600	\$518,725	\$78,701	35.0%	15.2%
3228	Contract-Tree Maintenance &	Bayou Tree Service, Inc	12/2/2021	12/2/2022	Open	\$281,850	\$0	\$0	35.0%	0.0%
3288	ITB Poydras Street Landscaping &	ROTOLO CONSULTANTS, INC.	12/22/2021	12/22/2022	Open	\$80,000	\$0	\$0	49.0%	0.0%
3381	Joseph Bartholomew Golf Course	Arc Mechanical Contractors	3/1/2022	3/1/2023	Closed	\$28,900	\$28,900	\$14,123	31.4%	48.9%
3891	Citywide Tree Planting (Re-Bid)	Twin Shores Landscape and	7/31/2022	7/30/2023	Open	\$946,650	\$641,910	\$848,820	98.4%	132.2%
3908	Washington Square Renovations	Twin Shores Landscape and	8/8/2022	8/14/2023	Open	\$325,171	\$398,581	\$360,734	86.4%	90.5%
4290	Louis Armstrong Park Lagoon Repairs	TEH ENTERPRISE LLC	12/17/2022	12/16/2023	Open	\$242,000	\$242,000	\$0	36.0%	0.0%

Department Dashboard

Displaying contracts awarded from 1/1/2021 to 12/31/2022

Project Delivery Unit

Number of Contracts	2
Total Contract Value	\$1,415,502
Total Payments	\$880,889
Total Payments For Credit	\$113,027
Goal	19.77%
Utilization	12.83%



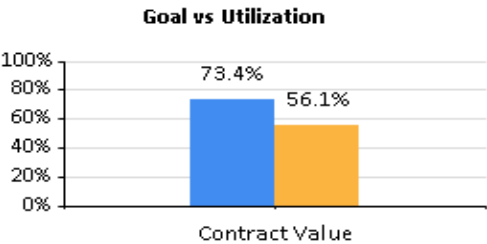
Contract Number	Contract Title	Business Name	Date Start	Date End	Status	Contract Value	Payments Total Prime	Payments Total For Credit	Goal	Util.
2512	Gentilly District Planning - NDR	Waggoner & Ball LLC	4/18/2021	12/31/2023	Open	\$1,364,643	\$830,029	\$80,000	19.2%	9.6%
860-CNO	Archeological Investigation, PM, &	Materials Management Group,	2/11/2022	2/11/2023	Open	\$50,859	\$50,859	\$33,027	35.0%	64.9%

Department Dashboard

Displaying contracts awarded from 1/1/2021 to 12/31/2022

Property Management

Number of Contracts	8
Total Contract Value	\$351,496
Total Payments	\$413,509
Total Payments For Credit	\$231,883
Goal	73.41%
Utilization	56.08%



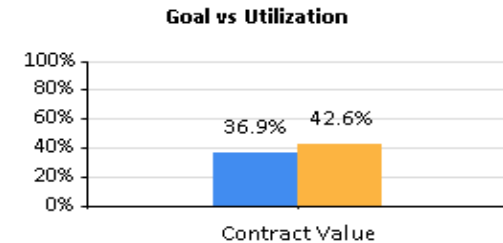
Contract Number	Contract Title	Business Name	Date Start	Date End	Status	Contract Value	Payments Total Prime	Payments Total For Credit	Goal	Util.
3646	Heating & Cooling system	FJF Services, LLC.	4/1/2022	4/1/2023	Closed	\$41,884	\$41,884	\$13,403	32.0%	32.0%
3797	Contract Engine 39 Water Heater	Stephen Schulz Plumbing &	5/17/2022	5/17/2023	Open	\$17,353	\$34,706	\$0	0.0%	0.0%
3844	CONTRACT-Kiosk Construction in	JL Construction Group, LLC	5/31/2022	5/30/2023	Open	\$40,440	\$121,320	\$121,320	100.0%	100.0%
3888	Contract-Old OPP Building	Synergy Building Solutions, LLC	6/8/2022	6/8/2023	Closed	\$124,278	\$124,278	\$0	100.0%	0.0%
3807	Contract-Pole & Light Replacement at	Chester Electric, LLC	6/24/2022	6/23/2023	Closed	\$47,480	\$47,480	\$47,480	100.0%	100.0%
4093	Contract-Criminal Court Court B jury	JL Construction Group, LLC	8/24/2022	8/23/2023	Closed	\$24,840	\$24,840	\$49,680	100.0%	200.0%
4127	Contract-Cooling Towers Repairs &	Daikin Applied Americas Inc.	9/8/2022	9/7/2023	Closed	\$19,001	\$19,001	\$0	0.0%	0.0%
4358	Trane Unit Repairs in NOPD SOD	McQuay International	10/10/2022	10/4/2023	Open	\$36,220	\$0	\$0	21.0%	0.0%

Department Dashboard

Displaying contracts awarded from 1/1/2021 to 12/31/2022

Public Works

Number of Contracts	68
Total Contract Value	\$414,790,968
Total Payments	\$144,948,606
Total Payments For Credit	\$61,677,439
Goal	36.90%
Utilization	42.55%



Contract Number	Contract Title	Business Name	Date Start	Date End	Status	Contract Value	Payments Total Prime	Payments Total For Credit	Goal	Util.
2197	PSA - H.007520 Lafitte Greenway	ECM Consultants, Inc.	1/8/2021	1/7/2023	Open	\$148,476	\$143,214	\$45,414	31.0%	31.7%
2279	DPW093-Octavia Street (Freret Street	Command Construction	1/12/2021	1/12/2023	Open	\$5,184,911	\$2,058,017	\$633,293	38.5%	30.8%
2377	RR101 Little Woods Group B	Beverly Industries	1/25/2021	1/25/2022	Open	\$4,859,679	\$4,396,708	\$1,625,395	35.0%	37.0%
2421	RR102 Little Woods Group C	Beverly Industries	2/2/2021	2/2/2022	Open	\$5,810,083	\$4,886,011	\$1,588,817	35.0%	32.5%
2439	RR111 - Lower Ninth Ward Northwest	Fleming Construction	2/4/2021	2/4/2024	Open	\$7,239,456	\$7,500	\$1,774,960	35.1%	23666.1%
984	Homedale Ave (west end -Canal Blvd)	Wallace C. Drennan,Inc	2/11/2021	2/11/2022	Closed	\$6,788,297	\$0	\$0	35.0%	0.0%
2415	RR074 Lake Vista Group B	Boh Bros Construction Co. LLC	2/15/2021	2/15/2023	Open	\$4,499,489	\$3,622,828	\$1,992,146	35.5%	55.0%
2207	RR198 West End Group F	Burk-Kleinpeter, Inc.	2/18/2021	2/17/2024	Open	\$248,267	\$145,261	\$7,570	35.0%	5.2%
2461	Homedale Ave. (West End Blvd. -	Wallace C. Drennan,Inc	3/4/2021	3/3/2022	Closed	\$6,788,797	\$0	\$0	36.4%	0.0%
2441	RR195 West End Group C	STANLEY CONSULTANTS, INC.	3/8/2021	4/28/2024	Open	\$472,105	\$231,563	\$94,454	35.0%	40.8%
2370	RR175 St. Claude Group J	CSRS/HDCA, LLC	3/19/2021	3/18/2024	Open	\$297,882	\$190,178	\$58,131	35.0%	30.6%
2381	RR174 St. Claude Group I	CSRS/HDCA, LLC	3/19/2021	3/18/2024	Open	\$216,292	\$141,499	\$133,949	35.0%	94.7%
2541	RR006 Bayou St. John, Fairgrounds,	Waggoner Engineering	3/30/2021	5/9/2023	Open	\$196,717	\$218,161	\$112,824	35.0%	51.7%
2598	RR116 Marlyville- Fountainebleau	Hard Rock Construction, LLC	4/13/2021	5/25/2024	Open	\$36,219,792	\$19,686,715	\$7,459,637	35.0%	37.9%
2577	RR039 Filmore North Group C	Integrated Management	4/20/2021	6/27/2024	Open	\$303,606	\$103,454	\$103,454	35.0%	100.0%
2597	RR062 Hollygrove Group B	Boh Bros Construction Co. LLC	4/20/2021	4/19/2023	Open	\$20,442,695	\$12,163,867	\$8,262,649	39.5%	67.9%
2471	RR157 St. Anthony East Group C	Batture LLC	5/10/2021	5/9/2024	Open	\$390,988	\$239,388	\$204,133	35.0%	85.3%
2516	RR156 St Anthony E Group B	Batture LLC	5/10/2021	5/9/2024	Open	\$291,564	\$183,409	\$183,409	100.0%	100.0%
2413	RR040 Filmore North Group D	Volkert, Inc.	5/12/2021	5/11/2024	Open	\$544,375	\$237,234	\$43,330	35.0%	18.3%
2576	RR058 Gentilly Terrace Group H -	ECM Consultants, Inc.	5/19/2021	5/18/2024	Open	\$501,183	\$239,698	\$88,803	35.0%	37.0%
2585	RR055 Gentilly Terrace Group	Integrated Logistical Support,	5/19/2021	5/18/2024	Open	\$406,337	\$513,196	\$256,598	100.0%	50.0%
2656	RR207 Central City Group E	GreenPoint Engineering	5/20/2021	6/29/2024	Open	\$1,064,820	\$182,145	\$182,145	100.0%	100.0%
2657	RR056 Gentilly Terrace Group F	Hartman Engineering, Inc.	5/21/2021	6/28/2024	Open	\$743,965	\$403,224	\$69,230	35.0%	17.2%
2521	RR029 Desire Group D	Arcadis U.S., Inc.	5/26/2021	5/25/2024	Open	\$781,400	\$442,317	\$75,877	35.0%	17.2%

Contract Number	Contract Title	Business Name	Date Start	Date End	Status	Contract Value	Payments Total Prime	Payments Total For Credit	Goal	Util.
891	Geotechnical and Materials Testing	A P S Engineering & Testing	5/26/2021	4/11/2023	Open	\$2,000,000	\$0	\$0	35.0%	0.0%
2575	RR196 West End Group D	MSMM Engineering, LLC	5/27/2021	5/26/2024	Open	\$683,554	\$411,373	\$411,373	35.0%	100.0%
886 task order	RR020 Bywater-Marigny Group A	Kenall, Inc.	6/3/2021	6/3/2022	Open	\$57,310	\$0	\$0	35.0%	0.0%
2584	RR028 Desire Group C - Linfield	Linfield, Hunter Junius, Inc.	6/10/2021	6/9/2024	Open	\$1,186,755	\$724,646	\$190,737	35.0%	26.3%
2764	RR161 St Anthony W Group C	Batture LLC	6/21/2021	8/4/2025	Open	\$290,595	\$181,550	\$181,550	35.0%	100.0%
2816	RR205 Leonidas Group E	Batture LLC	7/12/2021	8/19/2024	Open	\$102,125	\$59,743	\$59,743	100.0%	100.0%
2873	RR206 Treme-Lafitte Group C	Meyer Engineers, LTD.	7/28/2021	9/23/2024	Open	\$728,950	\$249,442	\$156,741	35.0%	62.8%
4810	RR002 Audubon Group B	Hard Rock Construction, LLC	8/6/2021	8/5/2024	Open	\$18,467,804	\$6,725,855	\$1,740,268	35.0%	25.9%
2909	RR148 Read Blvd. East Group E	Palmisano Contractors	8/6/2021	8/6/2023	Open	\$9,176,279	\$7,150,082	\$3,727,000	35.0%	52.1%
2927	RR079 Lakeshore Group B - EJES,	EJES Incorporated	8/16/2021	8/16/2023	Open	\$426,113	\$191,949	\$103,641	90.1%	54.0%
5143	PSA - RR079 Lakeshore Group B -	EJES Incorporated	8/16/2021	8/16/2024	Open	\$426,113	\$0	\$0	90.1%	0.0%
2942	RR022 Central City Group B	Fleming Construction	8/19/2021	8/18/2023	Open	\$18,440,565	\$7,578,357	\$2,669,843	35.1%	35.2%
894	RR074 Lake Vista Group B	Terracon Consultants, Inc.	9/24/2021	9/24/2023	Open	\$2,000,000	\$36,133	\$0	35.0%	0.0%
829	RR170 -St. Claude Group E Street	Royal Engineers & Consultants,	10/18/2021	8/12/2022	Closed	\$15,000,000	\$71,476	\$53,239	35.0%	74.5%
3064	Emergency Drainage Assessment &	Legacy Professional Services,	10/21/2021	10/20/2023	Open	\$1,810,664	\$1,693,414	\$684,787	90.0%	40.4%
3127	RR087 Lakeview North Group E	Roubion Roads & Streets, LLC	11/1/2021	1/25/2024	Open	\$8,662,382	\$4,446,489	\$2,410,374	35.0%	54.2%
3587	Ag St. Landfill - Amko Fence Co.	Amko Fence Company	3/8/2022	3/8/2023	Closed	\$47,850	\$47,850	\$0	91.0%	0.0%
3813	RR136 Plum Orchard Group C	Roubion Roads & Streets, LLC	5/18/2022	5/18/2024	Open	\$8,950,083	\$2,079,581	\$506,200	35.0%	24.3%
553	RR 189- Village De L'est Group C	Durr Heavy Construction	6/6/2022	6/6/2024	Open	\$6,831,313	\$0	\$748,338	35.7%	0.0%
3830	RR215 Dillard Group A & B	Barriere Construction , LLC	6/14/2022	6/14/2024	Open	\$39,478,235	\$8,637,117	\$5,689,898	35.0%	65.9%
3928	- Outside Legal Counsel for	Sher Garner Cahill Richter Klein	6/24/2022	6/24/2023	Open	\$408,500	\$25,875	\$21,951	35.0%	84.8%
3854	Turf Maintenance-Former Agriculture	H & O Investments, LLC	6/27/2022	7/12/2024	Open	\$154,817	\$45,896	\$12,500	35.0%	27.2%
4858	PSA - DPW706 Outside Legal Counsel	Sher Garner Cahill Richter Klein	6/28/2022	6/27/2024	Open	\$408,500	\$24,882	\$0	35.0%	0.0%
3829	RR053 Gentilly Terrace Group C	Palmisano Contractors	6/30/2022	6/29/2024	Open	\$8,349,106	\$6,938,729	\$1,437,996	35.0%	20.7%
3975	Street Light Maintenance (RFP 2041)	Legacy Professional Services,	7/4/2022	7/14/2024	Open	\$3,845,640	\$0	\$2,794,763	97.5%	0.0%
3895	RR061 Gentilly Woods Group F	Wallace C. Drennan, Inc	7/8/2022	7/7/2024	Open	\$48,188,494	\$11,266,416	\$4,242,223	35.2%	37.7%
3968	DPW 068-Gardena Drive (St. Bernard	Beverly Industries	7/13/2022	7/13/2023	Open	\$7,299,388	\$5,017,540	\$1,418,380	35.1%	28.3%
3989	ITB - Street Light Maintenance &	All Star Electric	7/18/2022	8/3/2023	Open	\$4,357,140	\$1,433,759	\$279,104	37.0%	19.5%
3967	DPW199-Camp Street (Louisiana Ave	Hard Rock Construction, LLC	7/31/2022	7/31/2024	Open	\$12,553,930	\$8,143,267	\$1,055,225	35.0%	13.0%
4015	DPW708 Algiers Point ADA Curb	MCCOY GROUP LLC	8/1/2022	9/5/2023	Open	\$210,477	\$154,290	\$0	35.1%	0.0%
4175	DPW549 St. Roch Drainage Upgrades	Command Construction	9/29/2022	2/7/2024	Open	\$18,486,005	\$497,795	\$12,275	35.3%	2.5%
4113	DPW717 ROW Improvements -	Hard Rock Construction, LLC	10/4/2022	10/3/2023	Open	\$3,047,491	\$1,399,881	\$214,125	35.0%	15.3%
4121	RR007 Bayou St. John, Fairgrounds,	Murphy Pipeline Contractors	10/17/2022	10/16/2023	Open	\$8,675,066	\$6,455,738	\$2,321,314	37.2%	36.0%
4250	RR055 Gentilly Terrace Group E	Barriere Construction , LLC	10/31/2022	10/30/2023	Open	\$10,228,341	\$465,499	\$297,767	35.0%	64.0%
4227	DPW719 Lakeview Alleyways	Barriere Construction , LLC	11/1/2022	10/31/2024	Open	\$3,893,121	\$567,554	\$296,928	35.2%	52.3%
4213	RR149 Read Blvd East Group F	Palmisano Contractors	11/5/2022	11/5/2024	Open	\$9,500,012	\$2,673,888	\$1,154,842	35.0%	43.2%
4183	DPW695 Downtown Dev. District	Wingate Engineers, LLC	11/20/2022	1/26/2024	Open	\$499,665	\$162,205	\$162,205	76.0%	100.0%
4028	DPW018 Camp(Valmont-Jefferson)	Palmisano Contractors	11/28/2022	8/31/2023	Open	\$12,990,627	\$3,693,568	\$1,076,967	37.5%	29.2%
4353	DPW725 Hydrological & Hydraulic	DIGITAL ENGINEERING &	12/2/2022	8/28/2024	Open	\$476,079	\$0	\$0	35.0%	0.0%

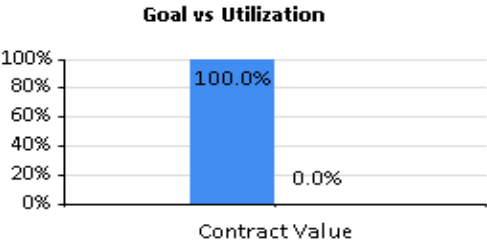
Contract Number	Contract Title	Business Name	Date Start	Date End	Status	Contract Value	Payments Total Prime	Payments Total For Credit	Goal	Util.
4354	Traffic Signal Hardware	Blackstar Diversified	12/5/2022	2/14/2024	Open	\$191,186	\$166,753	\$166,753	100.0%	100.0%
4177	DPW582 Oak Park Drainage	Cycle Construction Company,	12/6/2022	12/6/2023	Open	\$5,499,530	\$3,164,672	\$0	38.6%	0.0%
4375	RR123 Marlyville-Fontainbleau Group	Murphy Pipeline Contractors	12/10/2022	2/7/2024	Open	\$16,059,641	\$1,671,207	\$123,620	35.0%	7.4%
4388	ITB - Traffic Signal Pedestal Poles and	Blackstar Diversified	12/16/2022	12/15/2023	Open	\$159,500	\$159,500	\$159,500	100.0%	100.0%
4418	RR215 Dillard Group A & B	Pivotal Engineering, LLC	12/28/2022	12/28/2025	Open	\$100,848	\$99,050	\$99,050	100.0%	100.0%

Department Dashboard

Displaying contracts awarded from 1/1/2021 to 12/31/2022

Purchasing Administration

Number of Contracts	1
Total Contract Value	\$22,135
Total Payments	\$0
Total Payments For Credit	\$0
Goal	100.00%
Utilization	0.00%



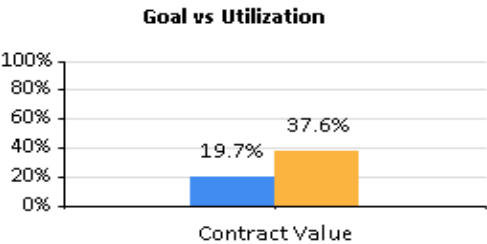
Contract Number	Contract Title	Business Name	Date Start	Date End	Status	Contract Value	Payments Total Prime	Payments Total For Credit	Goal	Util.
3758	Citywide Bottled Water	Crescent City Coffee, LLC	6/30/2022	7/29/2023	Open	\$22,135	\$0	\$0	100.0%	0.0%

Department Dashboard

Displaying contracts awarded from 1/1/2021 to 12/31/2022

Sanitation

Number of Contracts	9
Total Contract Value	\$129,543,482
Total Payments	\$9,373,319
Total Payments For Credit	\$3,522,054
Goal	19.71%
Utilization	37.58%



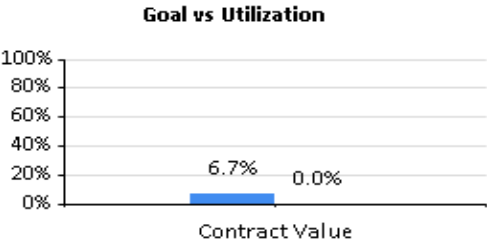
Contract Number	Contract Title	Business Name	Date Start	Date End	Status	Contract Value	Payments Total Prime	Payments Total For Credit	Goal	Util.
3719	Ceres Environmental Zone 1	Ceres Environmental Services	7/6/2022	7/5/2023	Open	\$2,149,383	\$0	\$0	1.0%	0.0%
3720	Ceres Environmental Zone 2	Ceres Environmental Services	7/6/2022	7/5/2023	Open	\$2,728,617	\$0	\$0	9.9%	0.0%
3721	Ceres Environmental Zone 3	Ceres Environmental Services	7/6/2022	7/5/2023	Open	\$2,437,351	\$0	\$0	6.1%	0.0%
3993	IV Waste PSA - Service Area 2 West	IV Waste, LLC	11/7/2022	11/7/2027	Open	\$11,410,376	\$3,222,598	\$458,301	12.0%	14.2%
4112	Waste Pro PSA-Service Area 2 East	Waste Pro of Louisiana, Inc.	11/7/2022	11/6/2029	Open	\$75,000,000	\$2,726,950	\$1,020,616	15.0%	37.4%
4367	MDL Supplemental Equipment - Skid	MDL Enterprises, LLC	11/9/2022	11/8/2023	Open	\$25,000	\$405,958	\$676,950	100.0%	166.8%
4368	MDL Supplemental Equipment -	MDL Enterprises, LLC	11/9/2022	11/8/2023	Open	\$100,000	\$213,585	\$213,585	100.0%	100.0%
4152	French Quarter and Downtown	KELLERMEYER BERGENSONS	12/23/2022	12/22/2023	Open	\$35,582,193	\$2,804,228	\$1,152,601	34.7%	41.1%

Department Dashboard

Displaying contracts awarded from 1/1/2021 to 12/31/2022

Workforce Investment

Number of Contracts	1
Total Contract Value	\$19,851,653
Total Payments	\$0
Total Payments For Credit	\$1,544,807
Goal	6.69%
Utilization	0.00%



Contract Number	Contract Title	Business Name	Date Start	Date End	Status	Contract Value	Payments Total Prime	Payments Total For Credit	Goal	Util.
2968	JOB1 Operator and Serv. provider	Arbor E&T, LLC	7/1/2021	6/30/2022	Open	\$19,851,653	\$0	\$1,544,807	6.7%	0.0%