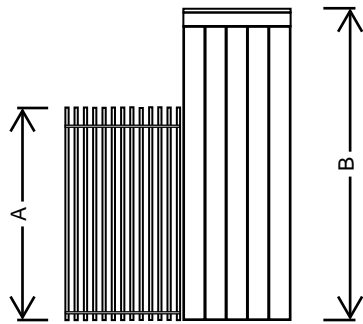
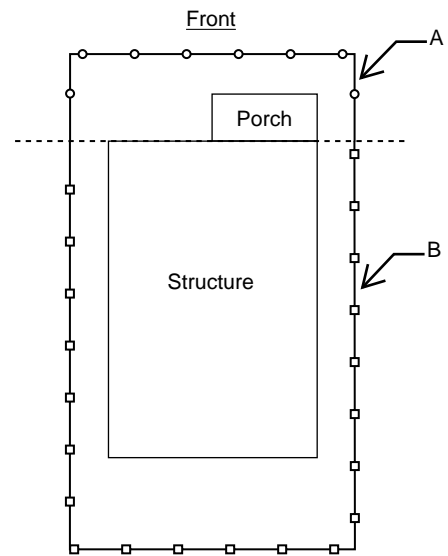


Elevation

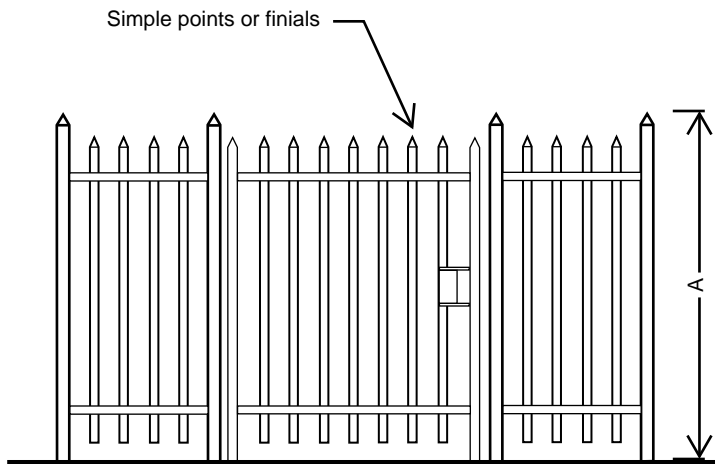


- A. Maximum fence height in front of structure: 5ft —○—○—
 *Metal at front only
- B. Maximum fence height in rear of structure: 7ft —□—□—
 *Vertical or horizontal wood fencing

Plan

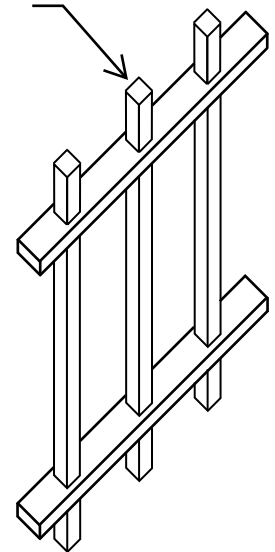


Fence Elevation

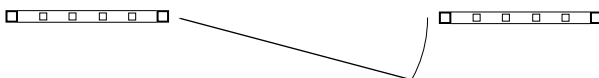


Detail of Punched Metal Pickets

5/8" Punched, square metal pickets. Welded pickets not approved.



Fence Plan



**HISTORIC DISTRICT
LANDMARKS COMMISSION**

METAL FENCING